

R. W. Gillespie & Associates, Inc.

86 Industrial Park Road, Suite 4, Saco, ME 04072 207-286-8008
200 Int'l Drive, Suite 170, Portsmouth, NH 03801 603-427-0244

LETTER OF TRANSMITTAL

Date:	16 June 2011	Project No.:	0557-014
Attention:	Mr. Cuyler Feagles (cmf@portlandmaine.gov)		
Re:	In-Place Density Testing Terminal Enhancement, Portland Int. Jetport Portland, Maine		

City of Portland, Portland Int. Jetport

1001 Westbrook Street

Portland, Maine 04102

We are sending you attached In-Place Density Test Results.

Date(s) Performed:

June 1 and 3, 2011

Test (s) Performed

In-Place Density Testing - Nuclear Method ASTM D2922



Meets Specification



Selected Tests Do Not Meet Specification - Noted with an *

Note: Materials descriptions and maximum laboratory dry density values were transmitted under separate cover and are referenced in the attached summaries by the material number.

Remarks:

Copy To: Roy Williams: rsw@portlandmaine.gov
 Jim Stanislaski: jim_stanislaski@gensler.com
 Cliff Takara: clifford_takara@gensler.com
 Lacey Fogg: Lacey.Fogg@amec.com
 Mike Fusco: mfusco@tcco.com
 Shaun Winner: swinner@tcco.com
 Elizabeth O'Toole: eotoole@tcco.com
 TMM@portlandmaine.gove
 Idobson@portlandmaine.gov
 bcybulski@tcco.com
 rdixon@tcco.com
 Geoff Mitchell: gemitchell@tcco.com

Signed:

SUMMARY OF IN-PLACE DENSITIES - ASTM D6938
 TERMINAL ENHANCEMENT AT THE PORTLAND INTERNATIONAL JETPORT
 PORTLAND, MAINE
 RWG&A PROJECT NO. 557-14

Client: City of Portland
 Test Date: June 1, 2011
 Technician: Matt O'Connor

Report Issue Date:


Lab No.	Soil Description	ASTM D1557 Max Density	ASTM D1557 Opt. Moisture
11175	Type D Gravel	129.6	8

Test No.	Location	Elevation	ASTM D6938 Dry Density (pcf)	ASTM D6938 Water Content (%)	Percent of Max. (%)	Lab. No.
1	Foundation Backfill - Inside N wall - Y8.5	TOW -5.5'	122.9	3	95	11175
2	Foundation Backfill - Inside S wall - Y9	TOW -5'	123.9	4	96	11175
3	Foundation Backfill - outside S wall - Y9.5	TOW - 5'	126.0	3	97	11175
4	Foundation Backfill - outside S wall - Y8.3	TOW - 11'	127.9	3	99	11175
5	side walk - west side of entry	SG	123.9	3	95	11175
6	side walk - west side of entry	SG	124.3	2	96	11175

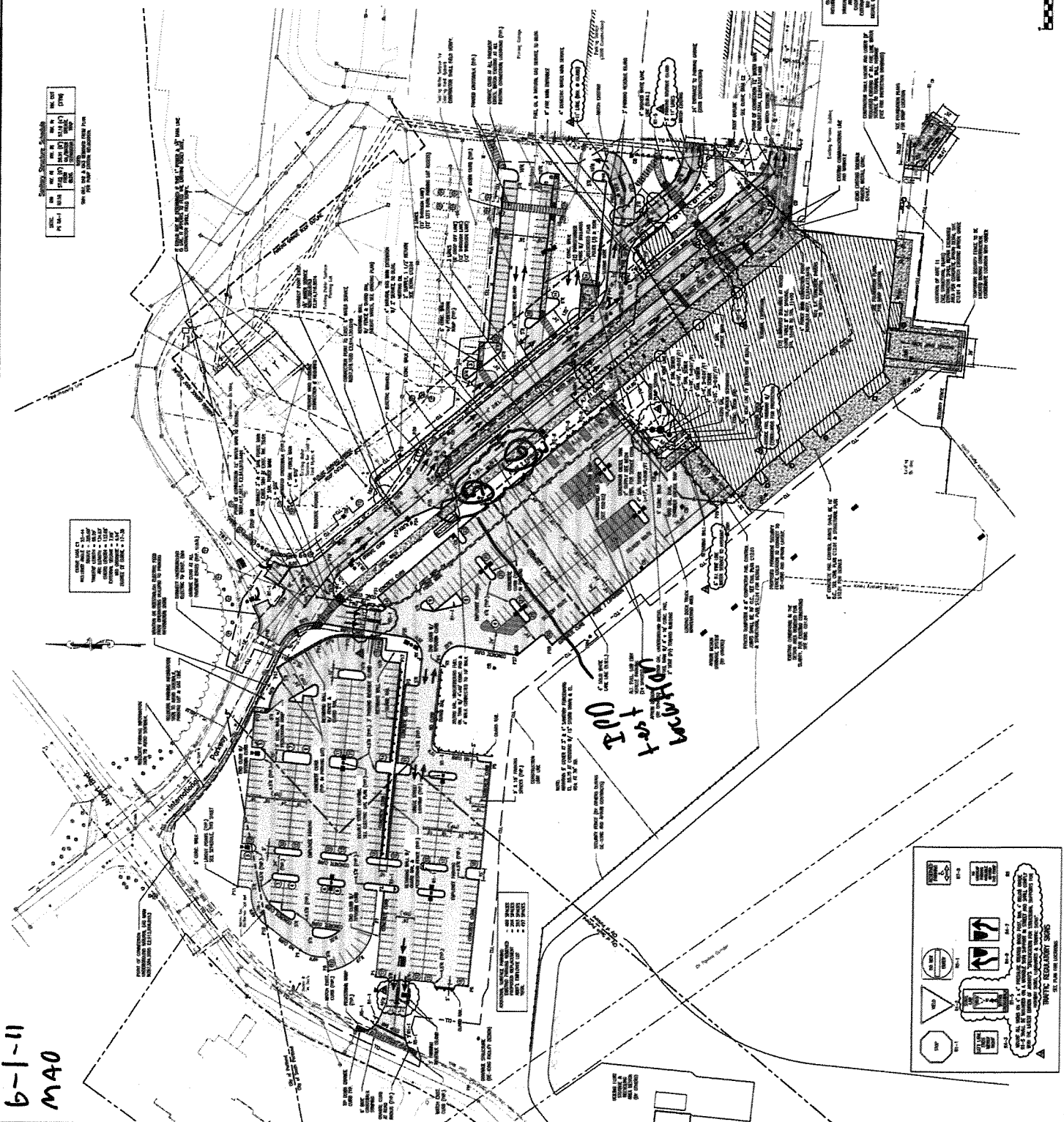
Remarks:

- FG = Finish Grade
- FF = Finish Floor
- FGB = Finish Grade of Base
- FGSB = Finish Grade of Subbase
- FGSG = Finish Grade of Subgrade

TOW = Top of Foundation Wall
 BOF = Bottom of Footing

Checked by: 

10557-14
6-1-11
MA0



Portland International
Jetport
1001 Westbrook Street
Portland, Maine 04102

Gensler
Gensler Associates, Inc.
1000 Massachusetts Avenue
Boston, MA 02110



Scale: 1" = 20'
Date: 6-1-11
Sheet: C02.01

SUMMARY OF IN-PLACE DENSITIES - ASTM D6938
 TERMINAL ENHANCEMENT AT THE PORTLAND INTERNATIONAL JETPORT
 PORTLAND, MAINE
 RWG&A PROJECT NO. 557-14

Client: City of Portland
 Test Date: June 3, 2011
 Technician: Matt O'Connor

Lab No.	Soil Description	ASTM D1557 Max Density	ASTM D1557 Opt. Moisture
11175	Type D Gravel	129.6	8

Report Issue Date:

Test No.	Location	Elevation	ASTM D6938 Dry Density (pcf)	ASTM D6938 Water Content (%)	Percent of Max. (%)	Lab. No.
1	NE of LD - Y8.5	TOW -5'	124.3	3	96	11175
2	M of LD - Y8.7	TOW -5'	127.8	4	98	11175
3	NE of LD - Y9.2	TOW - 3.5'	127.1	3	98	11175
4	M of LD - Y8.5	TOW - 5'	128.5	3	99	11175
5	NE of LD - Y9	TOW - 2'	123.2	2	95	11175
6	NE of LD - Y8.2	TOW - 3'	129.9	3	100+	11175
7	M of LD - Y8.7	TOW - 4'	125.5	3	97	11175
8	NE of LD - Y8.6	TOW - 2.5'	124.0	3	96	11175

Remarks:

- FG = Finish Grade
- FF = Finish Floor
- FGB = Finish Grade of Base
- FGSB = Finish Grade of Subbase
- FGSG = Finish Grade of Subgrade

- TOW = Top of Foundation Wall
- BOF = Bottom of Footing
- M = Middle
- LD = Loading Dock

Checked by:

Portland International
Jetport
1001 Westbrook Street
Portland, Maine 04102

Gensler
meaf ASSOCIATES, INC.
ARCHITECTS • ENGINEERS • INTERIORS • CONSULTANTS • PLANNERS

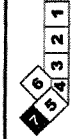
SHEET NOTES

1. REFER TO SHEET 1001 FOR THE GENERAL CONTRACT DOCUMENTS.
2. ALL DIMENSIONS ARE TO FACE UNLESS NOTED OTHERWISE.
3. ALL DIMENSIONS ARE TO FACE UNLESS NOTED OTHERWISE.
4. ALL DIMENSIONS ARE TO FACE UNLESS NOTED OTHERWISE.
5. ALL DIMENSIONS ARE TO FACE UNLESS NOTED OTHERWISE.
6. ALL DIMENSIONS ARE TO FACE UNLESS NOTED OTHERWISE.
7. ALL DIMENSIONS ARE TO FACE UNLESS NOTED OTHERWISE.
8. ALL DIMENSIONS ARE TO FACE UNLESS NOTED OTHERWISE.
9. ALL DIMENSIONS ARE TO FACE UNLESS NOTED OTHERWISE.
10. ALL DIMENSIONS ARE TO FACE UNLESS NOTED OTHERWISE.
11. ALL DIMENSIONS ARE TO FACE UNLESS NOTED OTHERWISE.
12. ALL DIMENSIONS ARE TO FACE UNLESS NOTED OTHERWISE.
13. ALL DIMENSIONS ARE TO FACE UNLESS NOTED OTHERWISE.
14. ALL DIMENSIONS ARE TO FACE UNLESS NOTED OTHERWISE.
15. ALL DIMENSIONS ARE TO FACE UNLESS NOTED OTHERWISE.
16. ALL DIMENSIONS ARE TO FACE UNLESS NOTED OTHERWISE.
17. ALL DIMENSIONS ARE TO FACE UNLESS NOTED OTHERWISE.
18. ALL DIMENSIONS ARE TO FACE UNLESS NOTED OTHERWISE.
19. ALL DIMENSIONS ARE TO FACE UNLESS NOTED OTHERWISE.
20. ALL DIMENSIONS ARE TO FACE UNLESS NOTED OTHERWISE.

GENERAL NOTES

1. ALL DIMENSIONS ARE TO FACE UNLESS NOTED OTHERWISE.
2. ALL DIMENSIONS ARE TO FACE UNLESS NOTED OTHERWISE.
3. ALL DIMENSIONS ARE TO FACE UNLESS NOTED OTHERWISE.
4. ALL DIMENSIONS ARE TO FACE UNLESS NOTED OTHERWISE.
5. ALL DIMENSIONS ARE TO FACE UNLESS NOTED OTHERWISE.
6. ALL DIMENSIONS ARE TO FACE UNLESS NOTED OTHERWISE.
7. ALL DIMENSIONS ARE TO FACE UNLESS NOTED OTHERWISE.
8. ALL DIMENSIONS ARE TO FACE UNLESS NOTED OTHERWISE.
9. ALL DIMENSIONS ARE TO FACE UNLESS NOTED OTHERWISE.
10. ALL DIMENSIONS ARE TO FACE UNLESS NOTED OTHERWISE.
11. ALL DIMENSIONS ARE TO FACE UNLESS NOTED OTHERWISE.
12. ALL DIMENSIONS ARE TO FACE UNLESS NOTED OTHERWISE.
13. ALL DIMENSIONS ARE TO FACE UNLESS NOTED OTHERWISE.
14. ALL DIMENSIONS ARE TO FACE UNLESS NOTED OTHERWISE.
15. ALL DIMENSIONS ARE TO FACE UNLESS NOTED OTHERWISE.
16. ALL DIMENSIONS ARE TO FACE UNLESS NOTED OTHERWISE.
17. ALL DIMENSIONS ARE TO FACE UNLESS NOTED OTHERWISE.
18. ALL DIMENSIONS ARE TO FACE UNLESS NOTED OTHERWISE.
19. ALL DIMENSIONS ARE TO FACE UNLESS NOTED OTHERWISE.
20. ALL DIMENSIONS ARE TO FACE UNLESS NOTED OTHERWISE.

KEY PLAN



S02.01.07

Terminal enhancement
0557-004
6-3-11
MAO

IPO tests
location

