

SHEET NOTES

Portland International Jetport

1001 Westbrook Street
Portland, Maine 04102

Gensler

2020 K Street, Northwest
Suite 200
Washington DC 20006
Telephone 202.721.5200
Facsimile 202.872.8587

ARORA
Solutions for Secure
Environments


Arora Engineers, Inc.
61 Wilmington - West Chester
Pike
Suite #100
Chadds Ford, PA 19317
Tel: (610) 459-7900
Fax: (610) 459-7950

GENERAL NOTES

- A REFER TO DRAWING TC00.00 FOR GENERAL NOTES, REQUIREMENTS, AND DEMOLITION NOTES.
- B CONTRACTOR PRIOR TO ANY INSTALLATION COORDINATE WITH ALL TRADES. SHOP DRAWING SHALL BE ONLY SUBMITTED AFTER COORDINATION WITH ALL OTHER TRIADS HAS BEEN COMPLETED.
- C ALL CONDUITS FOR DATA SHALL BE RUN CONCEALED WHERE POSSIBLE OR IF EXPOSED, SHALL BE RUN PARALLEL AND PERPENDICULAR TO BUILDING LINES AND PAINTED TO MATCH. LOCATION OF NEW DATA OUTLETS SHALL BE INSTALLED AT NEW MONITOR LOCATIONS AS INDICATED ON THE DRAWINGS AND SCHEDULES. ALL NEW PENETRATIONS OF CONDUITS THROUGH WALLS AND FLOOR SLABS SHALL BE SLEEVED AND PROPERLY SEALED WITH AN APPROVED AND RATED FIRE STOPPING MATERIAL. CONTRACTOR SHALL REPLACE ANY CEILING TILES DAMAGED BY WORK OF THIS CONTRACT.
- D CONTRACTOR SHALL CORE DRILL 1/4" PILOT HOLE PRIOR TO CORE DRILLING. CONTRACTOR SHALL TAKE PRECAUTIONS AS TO PROTECT AREA BENEATH CORE DRILL AREA AND HAVE PERSONNEL AT THIS AREA IN ORDER TO CATCH CORE AND WATER THAT MAY ENTER AREA BELOW. CONTRACTOR SHALL CLEAN AREA AFTER INSTALLATION.
- E LOCATION OF DATA OUTLETS ARE FOR REPRESENTATION PURPOSES ONLY AND DO NOT DEPICT EXACT LOCATION. CONTRACTOR SHALL INSTALL DATA OUTLETS ADJACENT TO NEW MONITORS/SCREENS/DVC'S AS REQUIRED AND MUST BE APPROVED BY THE ENGINEER.
- F CONDUIT PATHWAY ROUTES ARE SHOWN DIAGRAMMATICALLY. CONTRACTOR TO FIELD VERIFY THE EXACT ROUTE.
- G ALL COMMUNICATIONS CABLING, SHALL BE CONCEALED IN CONDUIT AND SIZED ACCORDINGLY NOT TO EXCEED THE 40% MAXIMUM FILL.
- H ALL VOICE AND DATA CABLING SHALL TERMINATE IN THE MDF OR IDF ROOM AS INDICATED ON DRAWINGS TC12.05 AND TC12.06.
- I ADD AND SIZE JUNCTION BOXES AT CONDUIT INTERSECTIONS PER NEX 314 AND TIA/EIA STANDARDS FOR BED RADIUS.
- J ANY PENETRATION THROUGH THE FLOOR SLAB SHALL BE COORDINATED WITH RADIANT FLOOR PEX TUBING WITHIN THE SLAB ASSEMBLY.

Issue	Date & Issue Description	By	Check
	10/26/09		
	100% ISSUED FOR PERMIT		

Seal/Signature



Project Name

PWM TERMINAL EXPANSION

Project Number

CAD File Name

TC2.03.06

Description

TELECOMMUNICATIONS CONSTRUCTION PLAN - LEVEL 3, ZONE 6


Scale

As Indicated

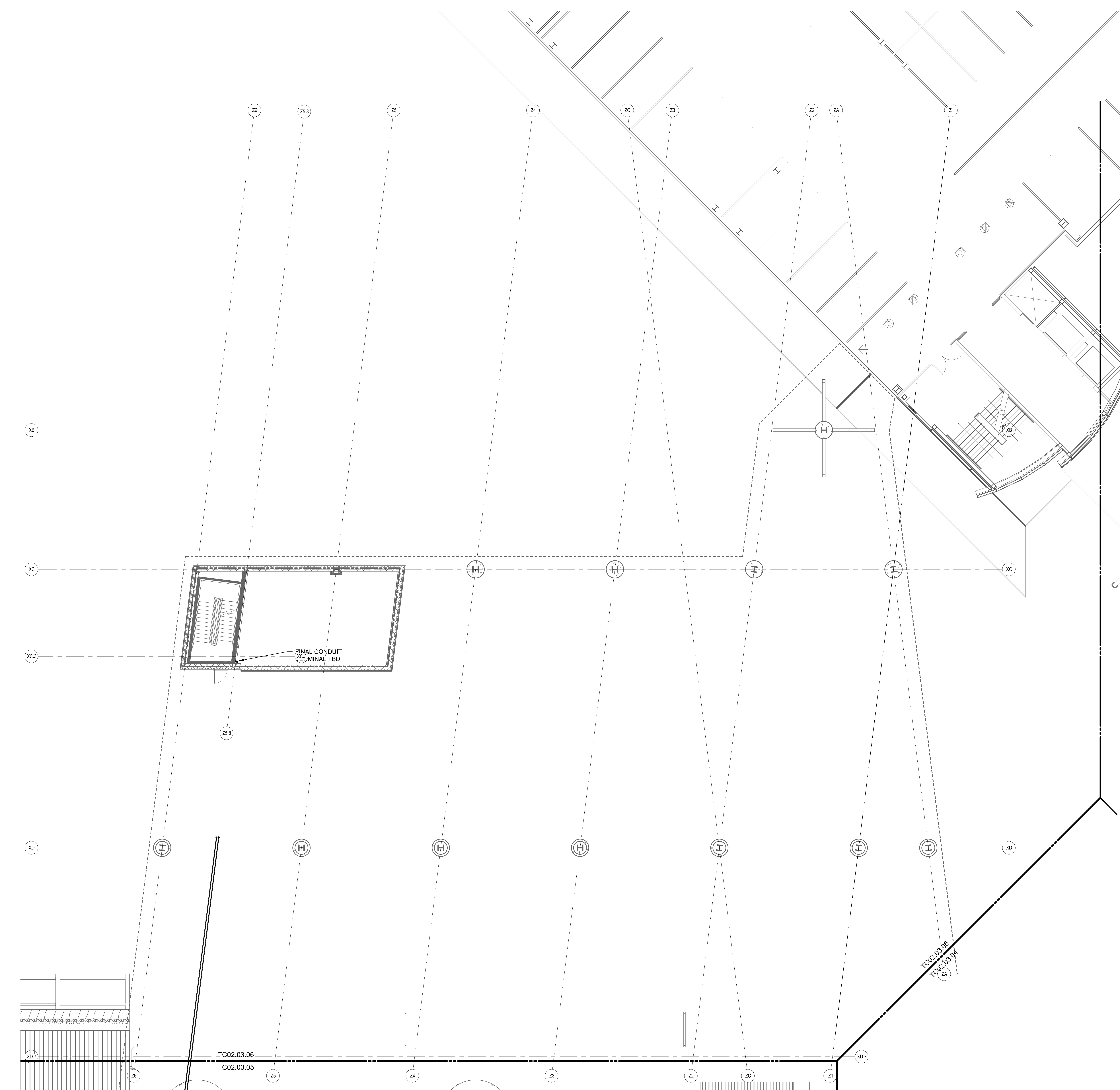
TC02.03.06

© 2006 Gensler

KEY PLAN



Ref. North



LEVEL 3 - ZONE 6

SCALE: 1/8" = 1'-0"