

SHEET NOTES

- 01 MODULES SHALL BE INSTALLED ADJACENT TO DIP PANELS AND TIED INTO THE SECURITY SYSTEM. COORDINATE WITH SECURITY CONTRACTOR FOR FINAL LOCATION OF MODULE FOR ACCESS CONTROL. SEE FA12.01 FOR DIP PANEL DETAILS.
- 02 CONTRACTOR SHALL COORDINATE THE FINAL QUANTITIES AND LOCATION OF DUCT SMOKE DETECTORS WITH THE APPROVED HVAC SHOP DRAWINGS.

Portland International Jetport

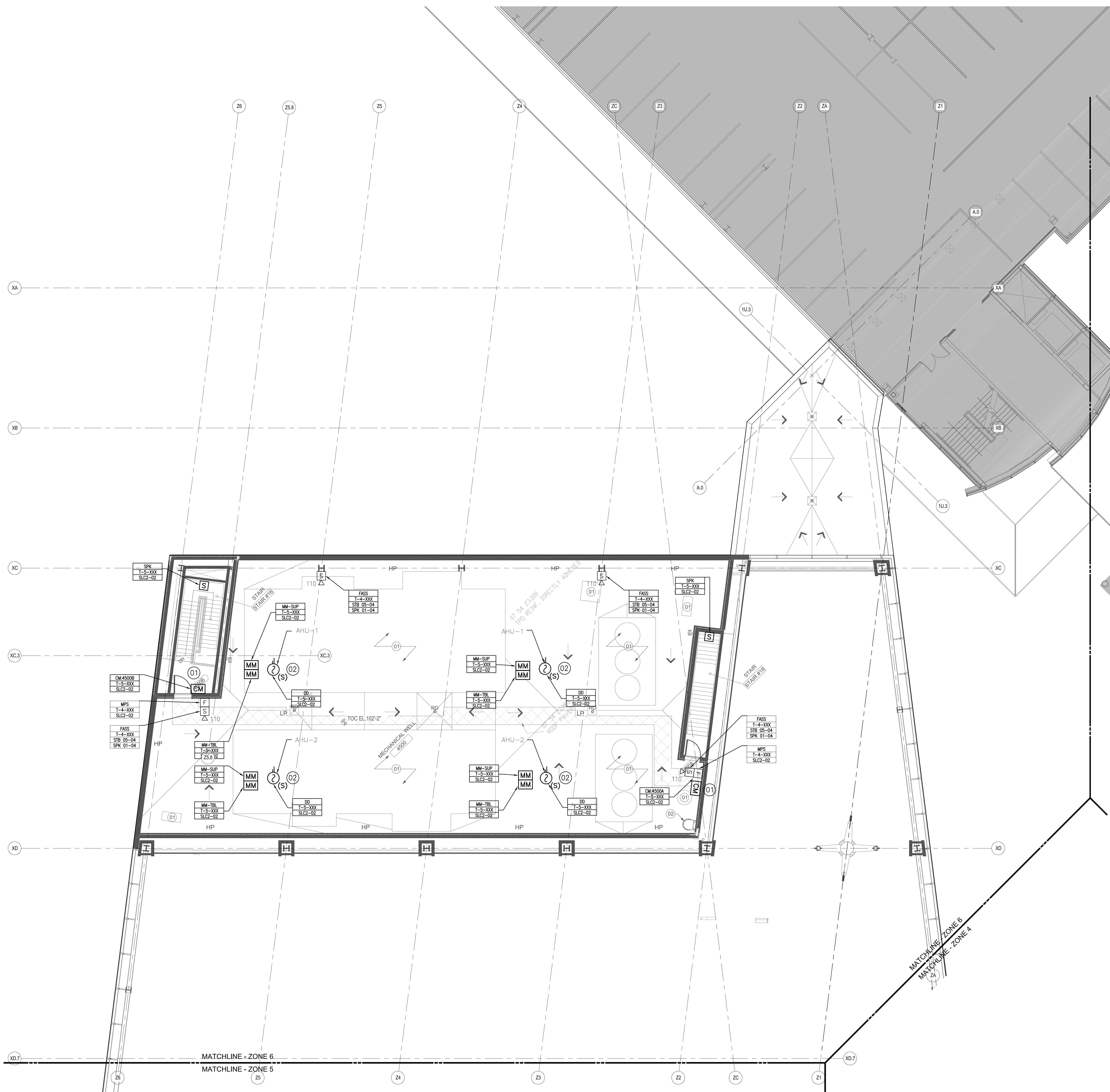
1001 Westbrook Street
Portland, Maine 04102

2020 K Street, Northwest
Suite 200
Washington DC 20006
Telephone 202.721.5200
Facsimile 202.872.8587

Gensler

ARORA
Solutions for Secure Environments


Arora Engineers, Inc.
61 Wilmington - West Chester
Pike
Suite #100
Chadds Ford, PA 19317
T: (610) 459-7900
F: (610) 459-7950



GENERAL NOTES

- A MOUNTING FOR ALL DEVICES SHALL COMPLY WITH IBC 2003, NFPA 90A, NFPA 72, NEC, ADAMG AND ALL APPLICABLE LOCAL CODES.
- B VISUAL NOTIFICATION APPLIANCES SHALL BE SET TO THE CANDELA RATING ASSIGNED ON THE DRAWINGS. SPEAKERS SHALL BE TAPPED AT THE WATTAGE SELECTED BY THE SYSTEM MANUFACTURER ON THE APPROVED SHOP DRAWINGS.
- C IN CASES WHERE AN APPLIANCE CANNOT BE LOCATED WHERE SHOWN ON THE DRAWINGS, DUE TO PHYSICAL RESTRICTIONS, NOTIFICATION APPLIANCES MAY BE ABLE TO BE MOVED TO CEILING MOUNT DEVICES UPON APPROVAL BY THE ENGINEER. UPON APPROVAL, DEVICES SHALL BE UL LISTED FOR CEILING MOUNTED APPLICATIONS.
- D MORE THAN TWO VISIBLE NOTIFICATION APPLIANCES OR GROUPS OF VISIBLE NOTIFICATION APPLIANCES IN THE SAME ROOM OR ADJACENT SPACE WITHIN THE SAME FIELD OF VIEW SHALL FLASH IN SYNCHRONIZATION. THIS SHALL INCLUDE SYNCHRONIZATION OF STROBES OPERATED BY SEPARATE SYSTEMS.

Issue	Date & Issue Description	By	Check
	10/26/09		
	100% ISSUED FOR PERMIT		



Project Name
PJM TERMINAL EXPANSION


Project Number

CAD File Name
FA02.05.06

Description
FIRE ALARM
CONSTRUCTION PLAN - LEVEL 5, ZONE 6

Scale
As Indicated

KEY PLAN



FA02.05.06

© 2006 Gensler