

SHEET NOTES

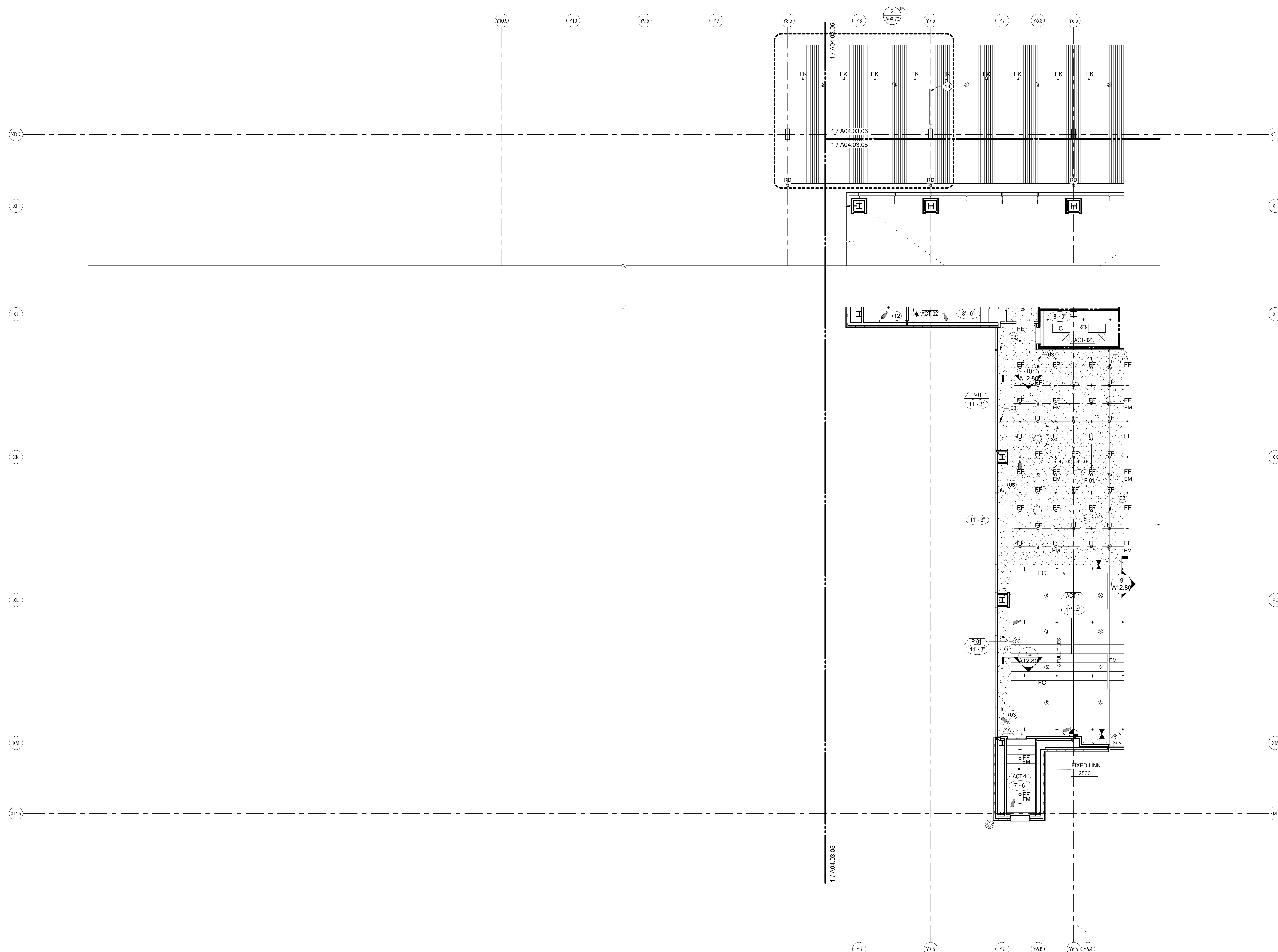
- 01 NO CEILING
- 02 CEILING BY TENANT
- 03 CONTROL JOINT. REFER TO 06/A12.80
- 04 LIGHTING BY TENANT
- 05 PATCH AND REPAIR CEILING AS REQUIRED. CEILING TO MATCH EXISTING.
- 06 GYP. CEILING. PAINTED P-01
- 07 ESCALATORS TO HAVE INTEGRAL LIGHTING STRIPS ON SIDE PANELS. PROVIDED BY ESCALATOR MANUFACTURER.
- 08 INSTALL CEILING AT EXISTING CEILING LINE & MAINTAIN EXIST. DIFFUSER AND LIGHTING LOCATIONS. CEILING TO MATCH EXISTING
- 09 2-HR RATED GYPSUM BOARD CEILING
- 10 CEILING MOUNTED TV; REFER TO TELECOM DRAWING AND PROJECT MANUAL FOR ADDITIONAL INFORMATION
- 12 PROVIDE LIGHT FIXTURE AT EVERY STAIR LANDING U.O.N. REFER TO ELECTRICAL ENGINEER DRAWINGS FOR MORE INFORMATION.
- 13 FIRE SHUTTER
- 14 SIGNAGE AND WAYFINDING; REFER TO A07 SERIES DRAWING FOR ADDITIONAL INFORMATION
- 15 ACCESS PANEL FOR FIRE SHUTTER. COORDINATE EXACT LOCATION OF PANEL WITH ARCHITECT.
- 16 12" ROUND ACCESS PANEL
- 17 REINSTALL EXISTING DIFFUSERS; LIGHT FIXTURES; SIGN DEVICES AS PER EXISTING LAYOUT

Portland International
Jetport

1001 Westbrook Street
Portland, Maine 04102

Gensler

2020 K Street, Northwest
Suite 200
Washington DC 20006
Telephone 202.721.5200
Facsimile 202.872.8587



REFLECTED CEILING PLAN - LEVEL 3 - ZONE 7

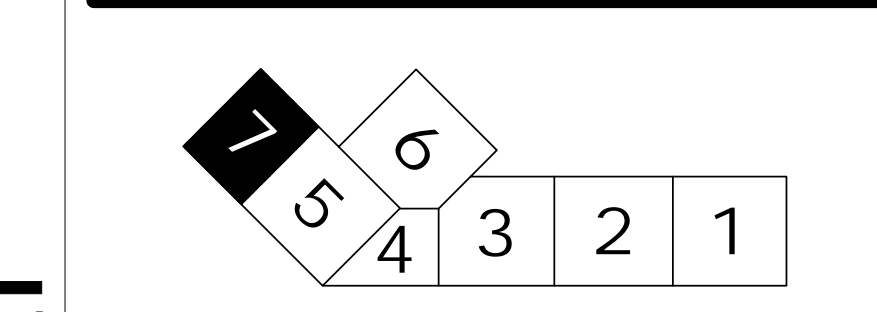
SCALE: 1/8" = 1'-0"

A01.DS1

GENERAL NOTES


- A FOR LIGHTING TYPES, DETAILS AND INFORMATION REFER TO PROJECT MANUAL.
- B FOR DIFFUSER INFORMATION AND QUANTITY, REFER TO PROJECT MANUAL.
- C ALL GWB CEILINGS TO BE PAINTED P-01 U.O.N.
- D SPRINKLER HEADS ARE SHOWN FOR DESIGN INTENT ONLY. REFER TO FIRE PROTECTION DRAWINGS FOR ADDITIONAL INFORMATION.
- E FOR CAMERA LOCATION AND MOUNTING DETAILS RE-TO IT AND COMMUNICATION ENGINEERS DRAWINGS.
- F ALL HOLDROOM CEILINGS TO BE ACT-01 U.O.N.
- G ACT CEILINGS TO BE CENTERED IN EACH ROOM U.O.N.

KEY PLAN



Date	Description
12/03/08	75% CONSTRUCTION DOCUMENTS
01/23/09	95% CONSTRUCTION DOCUMENTS
10/26/09	ISSUED FOR PERMIT
2 11/12/09	ADDENDUM #2

Seal/Signature



Project Name
PJM Terminal Enhancement

Project Number
09.6395.000

Description
REFLECTED CEILING PLAN - LEVEL 3 - ZONE 7

Scale
As indicated

A04.03.07

© 2009 Gensler