

SHEET NOTES

**Portland International
Jetport**
1001 Westbrook Street
Portland, Maine 04102

Gensler

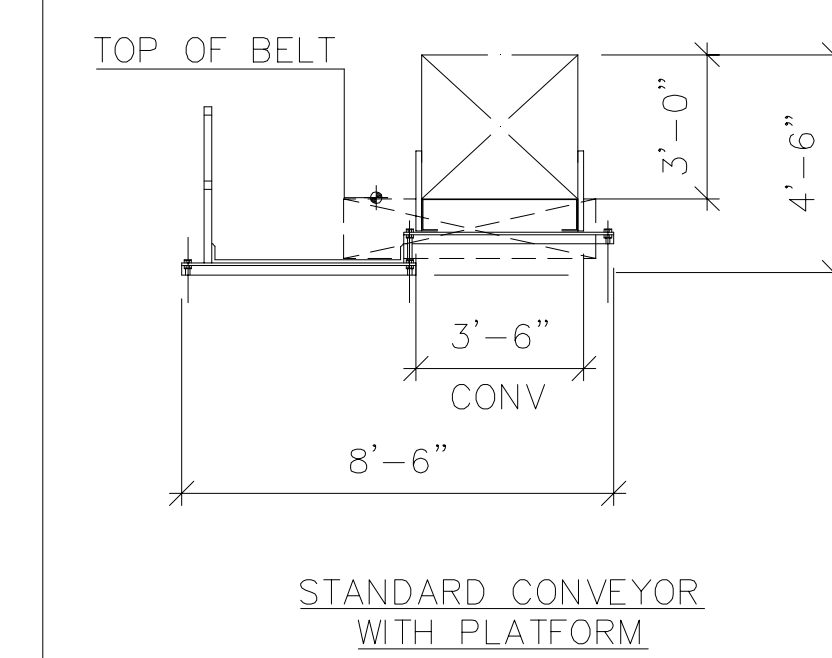
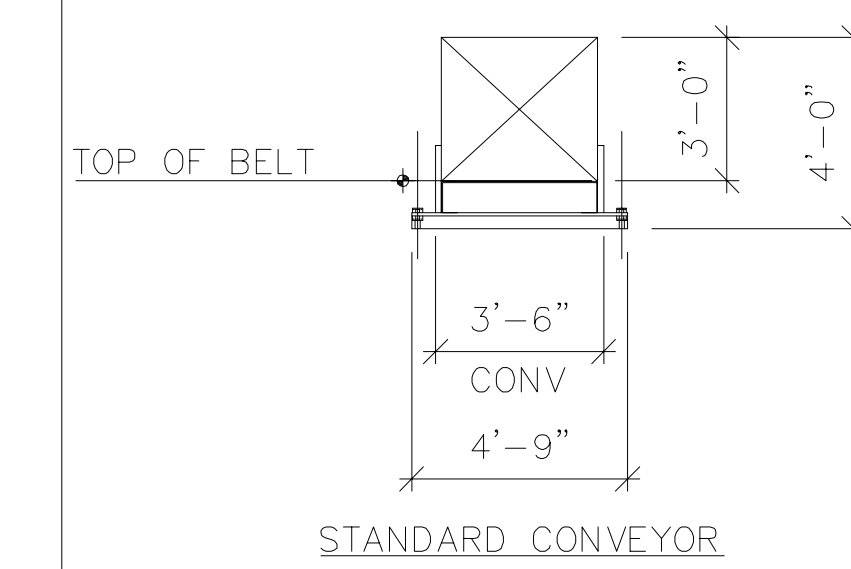
2020 K Street, NW
Suite 200
Washington, DC 20006
Telephone 202.721.5200
Facsimile 202.872.8587

BNP

PHONE: 203.792.3000
FAX: 203.792.4900
BNPHG@BNPASSOCIATES.COM

101 EAST RIDGE OFFICE PARK
SUITE 103
DANBURY, CT 06810 USA

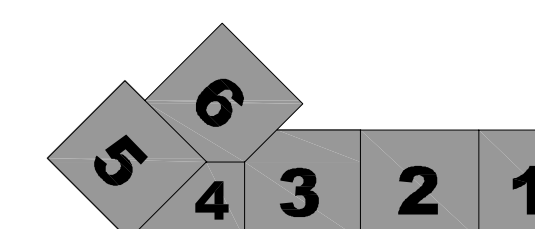
LEGEND



GENERAL NOTES

- THE FOLLOWING, TOGETHER WITH THE PROJECT SPECIFICATIONS AND BHS DRAWINGS SHALL APPLY:
- A. CHECK AND FIELD VERIFY ALL BHS RELATED DIMENSIONS ON THE JOB SITE BEFORE PROCEEDING WITH WORK, AND BE RESPONSIBLE FOR THEIR ACCURACY. IF DISCREPANCIES ARE FOUND BETWEEN THE BHS DRAWINGS, SPECIFICATIONS AND FIELD CONDITIONS, THEY SHALL BE REPORTED TO THE OWNER'S REPRESENTATIVE.
 - B. NO DIMENSIONS SHALL BE SCALED, DRAWINGS DIMENSIONS SHOWN SHALL BE USED.
 - C. REFERENCE STRUCTURAL DRAWINGS FOR BEAM LOCATIONS.
 - D. FOR ADDITIONAL BHS RIGHT-OF-WAY DETAILS SEE B12 SERIES.
 - E. ALL TICKET COUNTERS AND BAG WELL SCALES NOT BY BHS CONTRACTOR.
 - F. BHS CONTRACTOR TO COORDINATE WITH ALL OTHER TRADES TO MAINTAIN BAGGAGE SYSTEM RIGHT-OF-WAY.
 - G. ALL DIMENSIONS ARE FROM COLUMN CENTER LINE TO FACE OF CONVEYOR SIDE GUARD, UNLESS OTHERWISE NOTED.
 - H. ALL OTHER TRADES TO MAINTAIN 3'-0" CLEAR RIGHT-OF-WAY FROM TOP OF BELT TO NEAREST OBSTRUCTION. HANGING OF ANY EQUIPMENT COMPONENTS MECHANICAL, ELECTRICAL, PLUMBING, HVAC... FROM THE CONVEYOR, CATWALK OR ASSOCIATED SUPPORTS IS NOT ALLOWED.
 - I. ALL BHS RIGHT-OF-WAY SHALL TAKE PRECEDENCE OVER ALL OTHER BUILDING SERVICES (MECHANICAL DUCT WORK AND PIPES, ELECTRICAL CONDUIT, SECURITY CONDUIT, FIRE PROTECTION PIPING, PLUMBING PIPES, ETC.)
 - J. ALL FINISHED FLOOR DIMENSIONS ARE TAKEN FROM THE HIGH POINT OF THE FINISHED FLOOR.

KEY PLAN



Issue	Date	Issue Description	By	Check
01	7/15/09	ISSUED FOR TSA 30% SUBMITTAL	BNP	JWKS
02	9/15/09	ISSUED FOR TSA 70% SUBMITTAL	BNP	JWKS
03	10/26/09	ISSUED FOR PERMIT	BNP	JWKS

See/Signature

JOINT WATERHEAD
MECHANICAL
ELECTRICAL
PLUMBING
GENERAL CONTRACTOR

Signature

Project Name
PJM Terminal Expansion

Project Number
09.6395.000
CAD File Name
B02.02.00.dwg

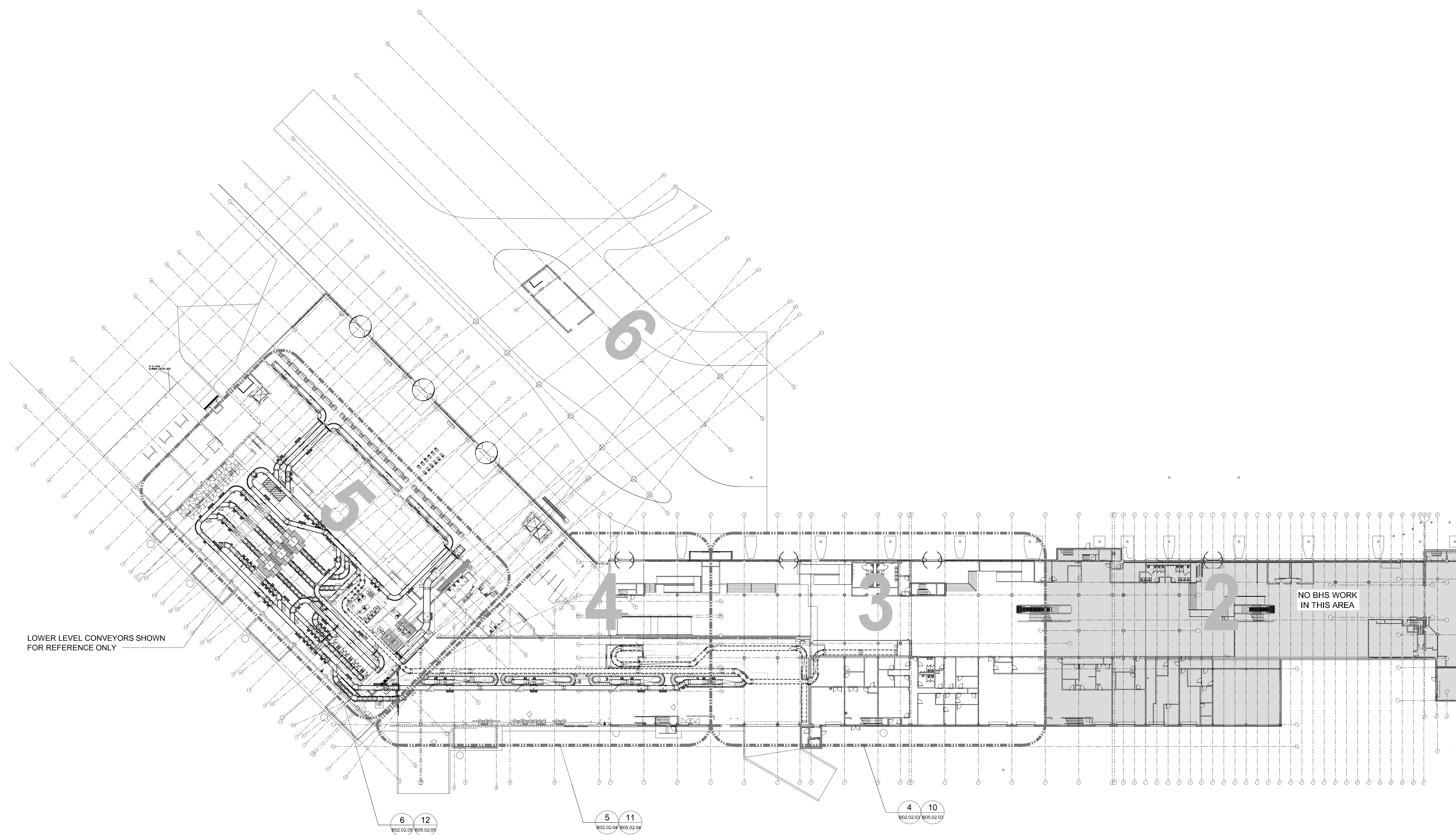
Description
BAGGAGE HANDLING PLAN - LEVEL 2 - OVERALL

Scale

Ref. North

B02.02.00

©2008 Gensler



3 BAGGAGE HANDLING PLAN - LEVEL 2 - OVERALL
B02.02.00 1/32" = 1'-0"