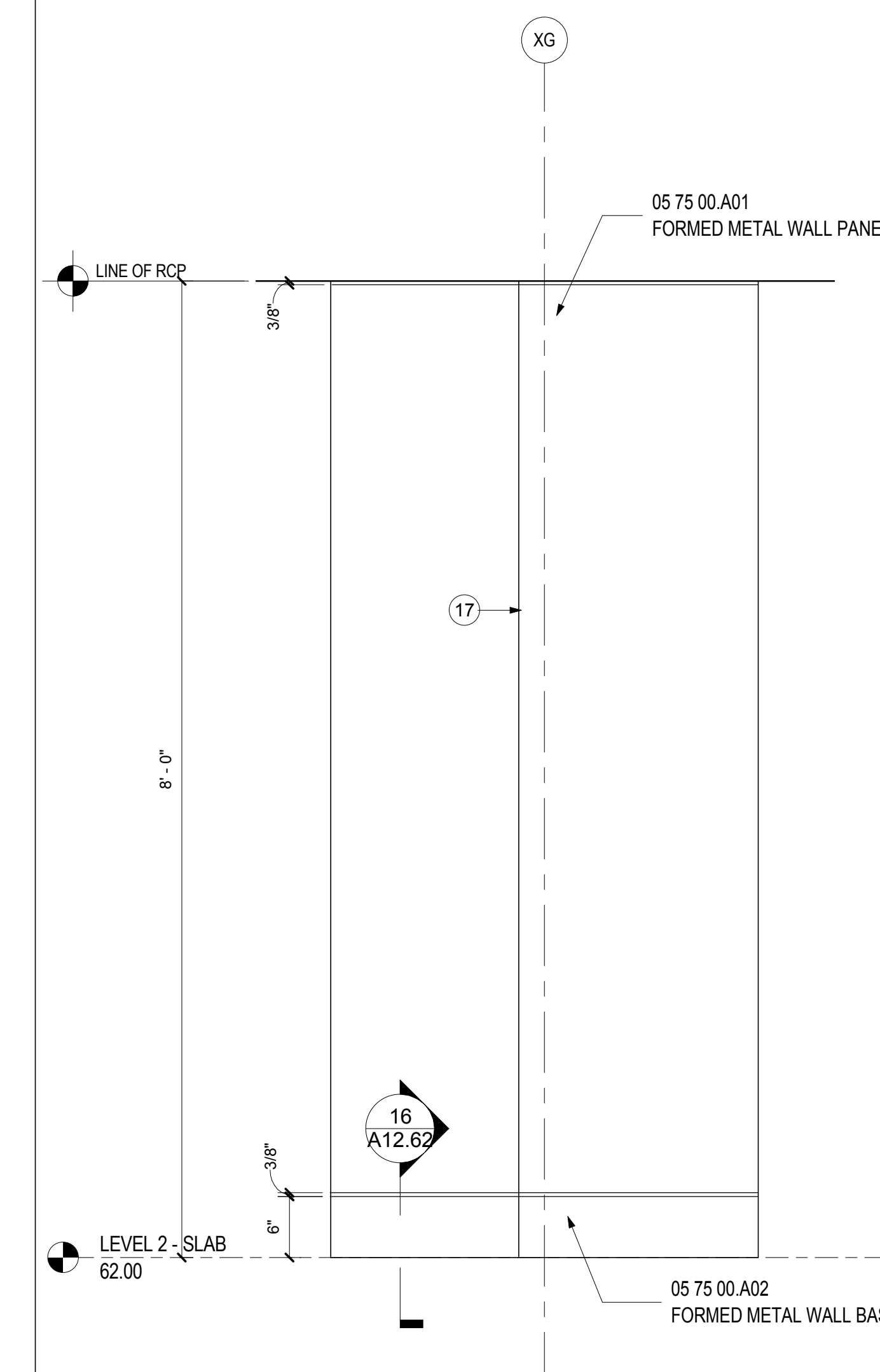


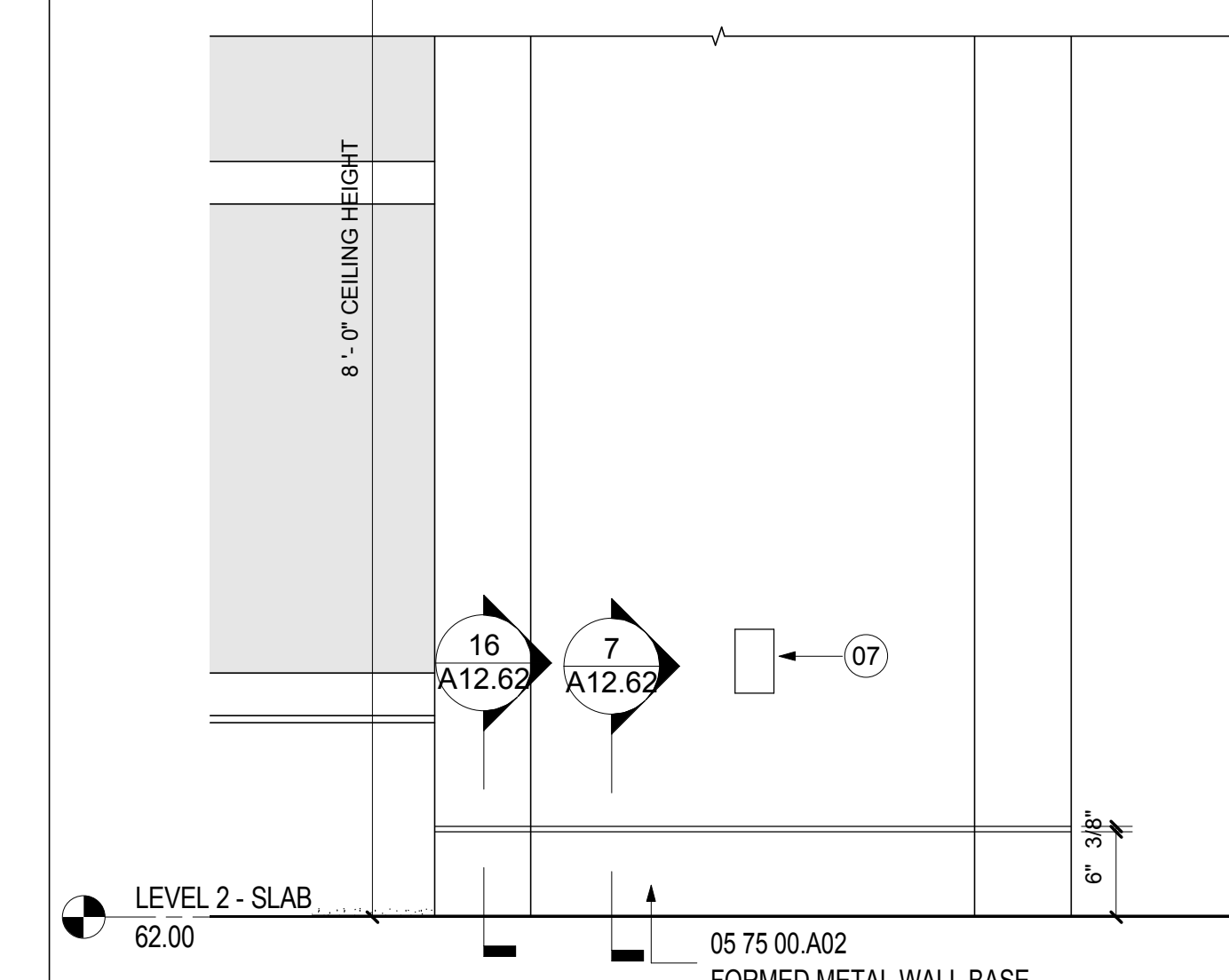
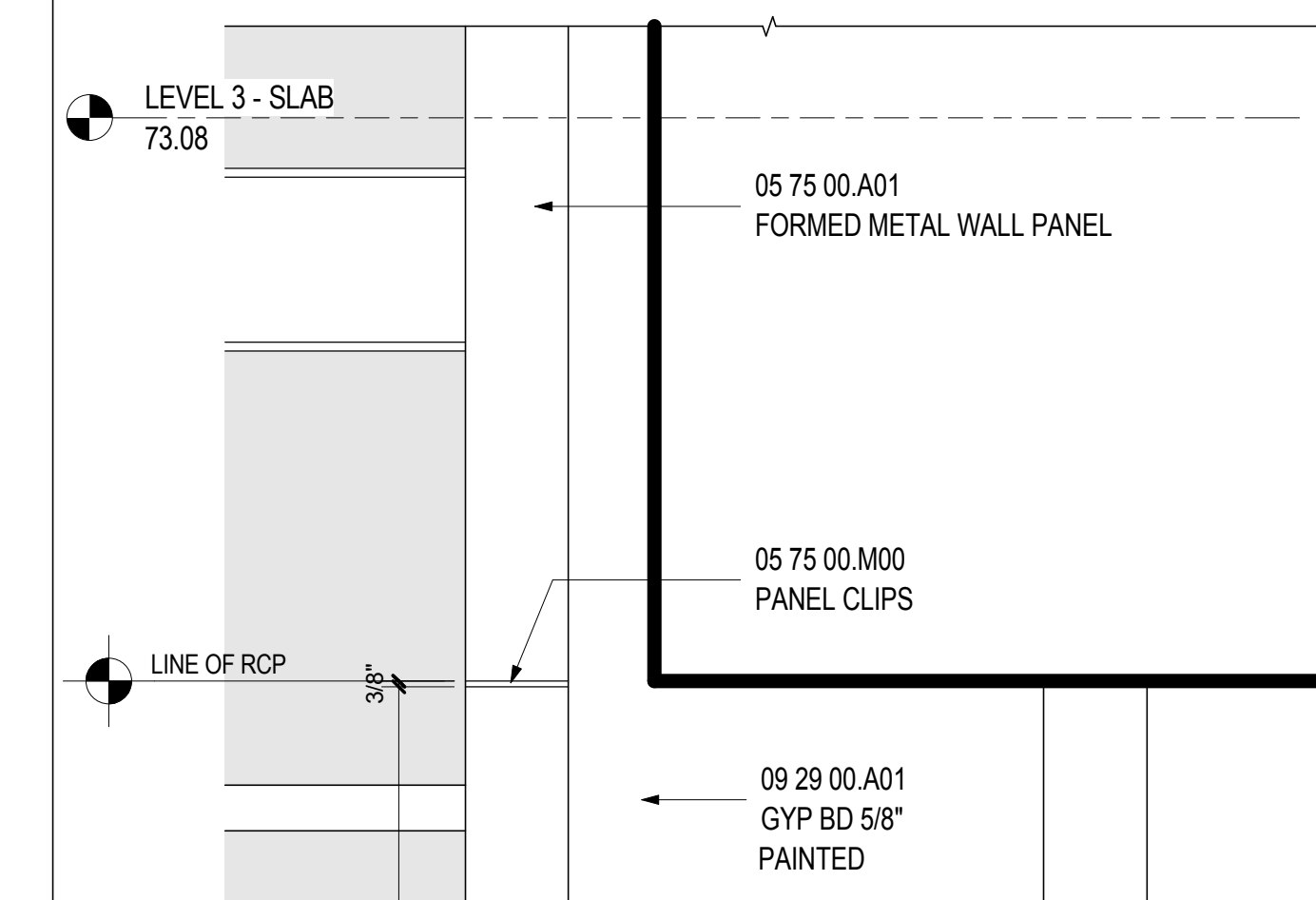
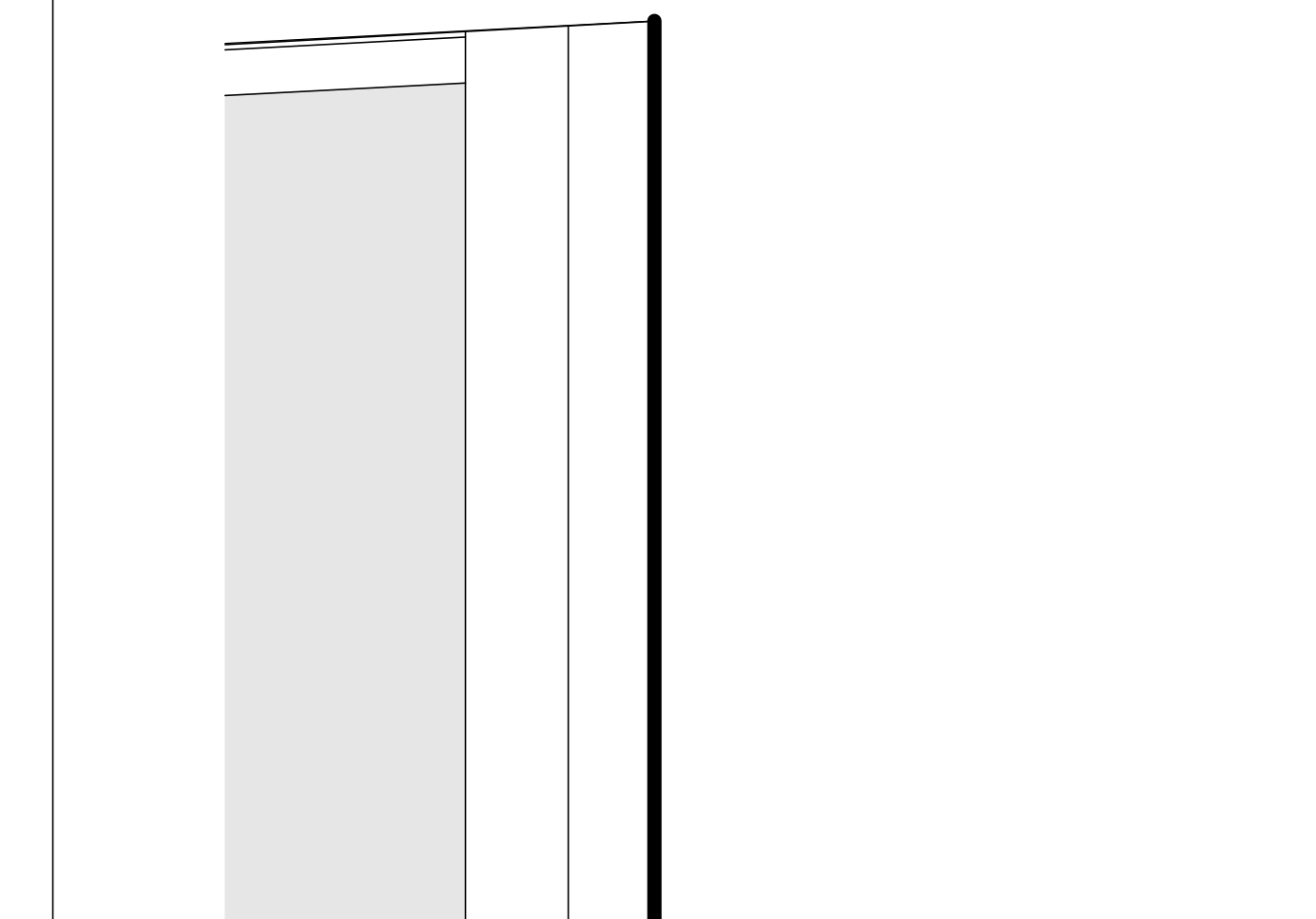
SHEET NOTES

- 01 STRUCTURAL STEEL
- 02 EXISTING PIER WHERE OCCURS.
- 03 CONTRACTOR CONSTRUCTION JOINT. RE: STRUCTURAL ENGINEER DRAWINGS FOR MORE INFORMATION.
- 04 RAIN LEADER WHERE OCCURS. REF: PLUMBING PLANS FOR LOCATIONS.
- 05 STROBE (AS APPLICABLE)
- 06 BREAK METAL PAINTED P-02
- 07 WALL OUTLET (AS APPLICABLE)
- 08 6" ROOF LEADER WHERE OCCURS. REF: PLUMBING PLANS FOR LOCATIONS.
- 09 FIN TUBE ENCLOSURE. RE: MECHANICAL DRAWINGS FOR FIN TUBE INFORMATION.
- 11 GATE SIGNAGE FLAG. RE: A07 SERIES SIGNAGE DRAWINGS
- 13 SCHEDULED SPEAKER WHERE OCCURS. REFER TO AV DRAWINGS FOR ADDITIONAL INFORMATION
- 14 30% OPEN AREA PERFORATED METAL INSERT. COLOR TO MATCH ADJACENT PAINT COLOR
- 15 PROVIDE BLACK FILLER
- 16 SCHEDULED FEC DEVICE WHERE OCCURS. REFER TO CONSTRUCTION PLANS FOR LOCATION AND ADDITIONAL INFORMATION
- 17 LINE OF FOLD IN PLAN
- 18 SCHEDULED TEMPERATURE SENSOR WHERE OCCURS. REFER TO MECHANICAL DRAWINGS FOR ADDITIONAL INFORMATION
- 19 SCHEDULED PARTITION. REFER TO CONSTRUCTION PLAN FOR PARTITION TYPE AND ADDITIONAL INFORMATION
- 20 STRUCTURAL PIER. REFER TO STRUCTURAL DRAWINGS FOR ADDITIONAL INFORMATION
- 21 GLU LAM. REFER TO STRUCTURAL DRAWINGS FOR ADDITIONAL INFORMATION
- 22 1/4" AESS COVER PLATE
- 23 DASHED LINE REPRESENT WELDED SEAM. TYPICAL LOCATION TO BE ALONG THE CENTERLINE OF TAPERED STRUCTURAL STEEL
- 24 SCHEDULED LIGHT FIXTURE. RE: PROJECT MANUAL FOR MORE INFORMATION
- 25 GLU LAM BRACKET. REFER TO STRUCTURAL DRAWINGS FOR ADDITIONAL INFORMATION
- 26 OPEN TOP TO ALLOW FOR CONNECTION TO STRUCTURAL STEEL COLUMN
- 27 LINE OF COLUMN ENCLOSURE AND LIGHT COVE BELOW
- 28 AESS ENCLOSURE TO EXTEND BEYOND ROUND ENCLOSURE
- 29 TAPERED STRUCTURAL STEEL. REFER TO STRUCTURAL DRAWINGS FOR ADDITIONAL INFORMATION
- 30 LIGHT COVE SHIELD. CORRDINATE HEIGHT WITH SELECTED LIGHT FIXTURE MANUFACTURES DIMENSIONS
- 31 COORDINATE CLEAR WIDTH ANG HEIGHT WITH SELECTED LIGHT FIXTURE MANUFACTURES DIMENSIONS
- 32 MOCK UP: AESS TREE COLUMN
- 33 EMBED ANGLE
- 34 STRUCTURAL WIND GIRT. MAINTAIN 3/4" REVEAL AROUND STEEL
- 35 MULLION BEYOND
- 36 PRECAST PANEL TO RUN 2" ABOVE 6" STUD IN METAL SOFFIT ASSEMBLY



ELEV OF COL @ ESCALAYOR IN TKT HALL

SCALE: 1" = 1'-0" A12.70



ELEV OF COL @ TKT HALL E. WALL EXIT 2

SCALE: 1" = 1'-0" A12.01

GENERAL NOTES

Portland International Jetport
 1001 Westbrook Street
 Portland, Maine 04102

Gensler

2020 K Street, Northwest
 Suite 200
 Washington DC 20006
 Telephone 202.721.5200
 Facsimile 202.872.8587

Issue	Date & Issue Description	By	Check
01	10/20/09 ISSUED FOR PERMIT		

Seal/Signature

Project Name
 PWM Terminal Enhancement

Project Number
 09 6395 000

Description
 INTERIOR COLUMN DETAILS

Scale
 1" = 1'-0"

A12.73

© 2009 Gensler