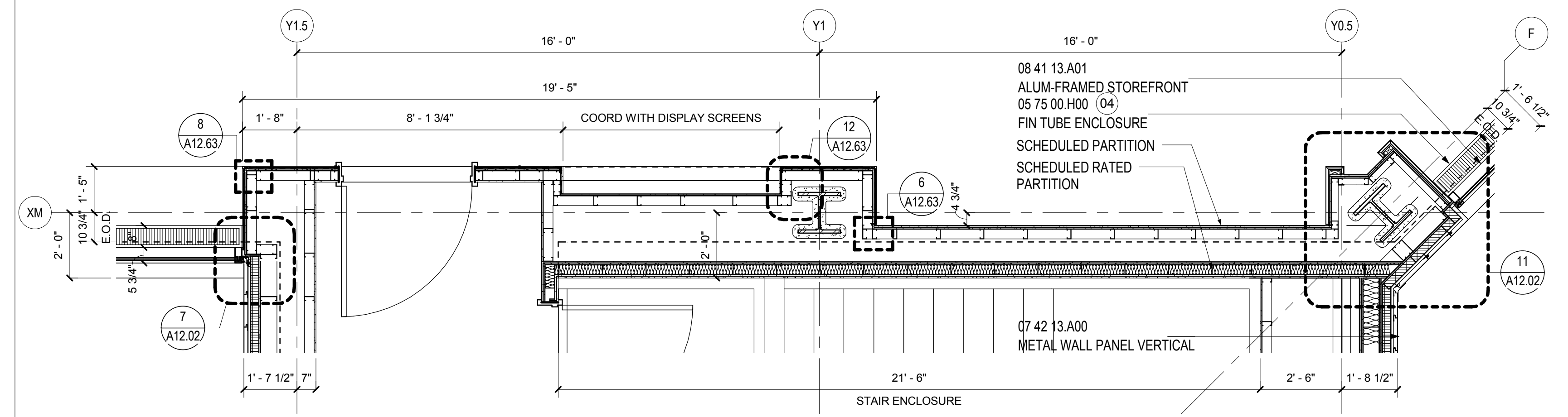
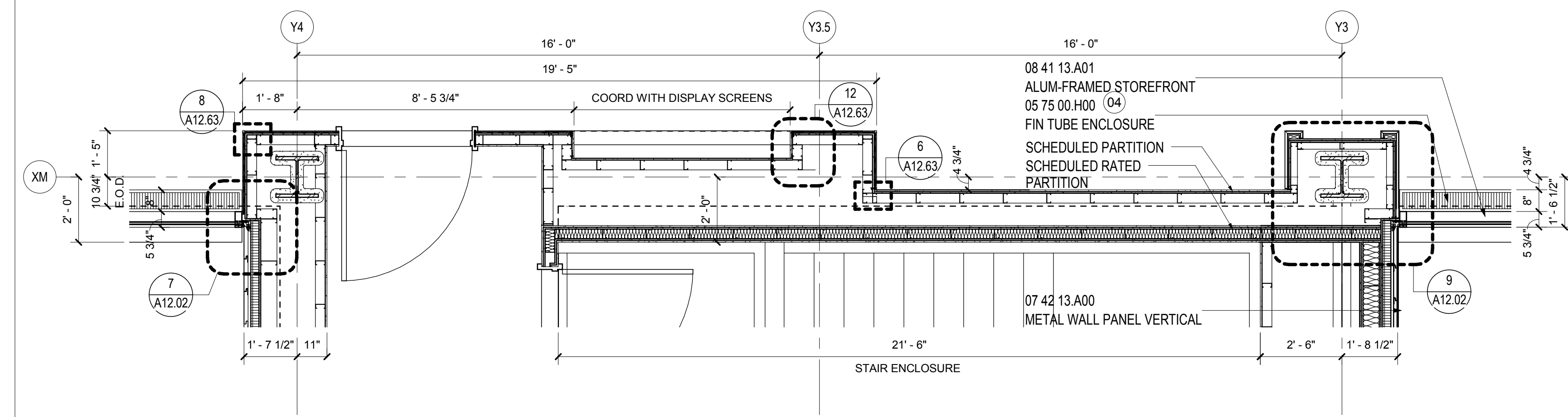


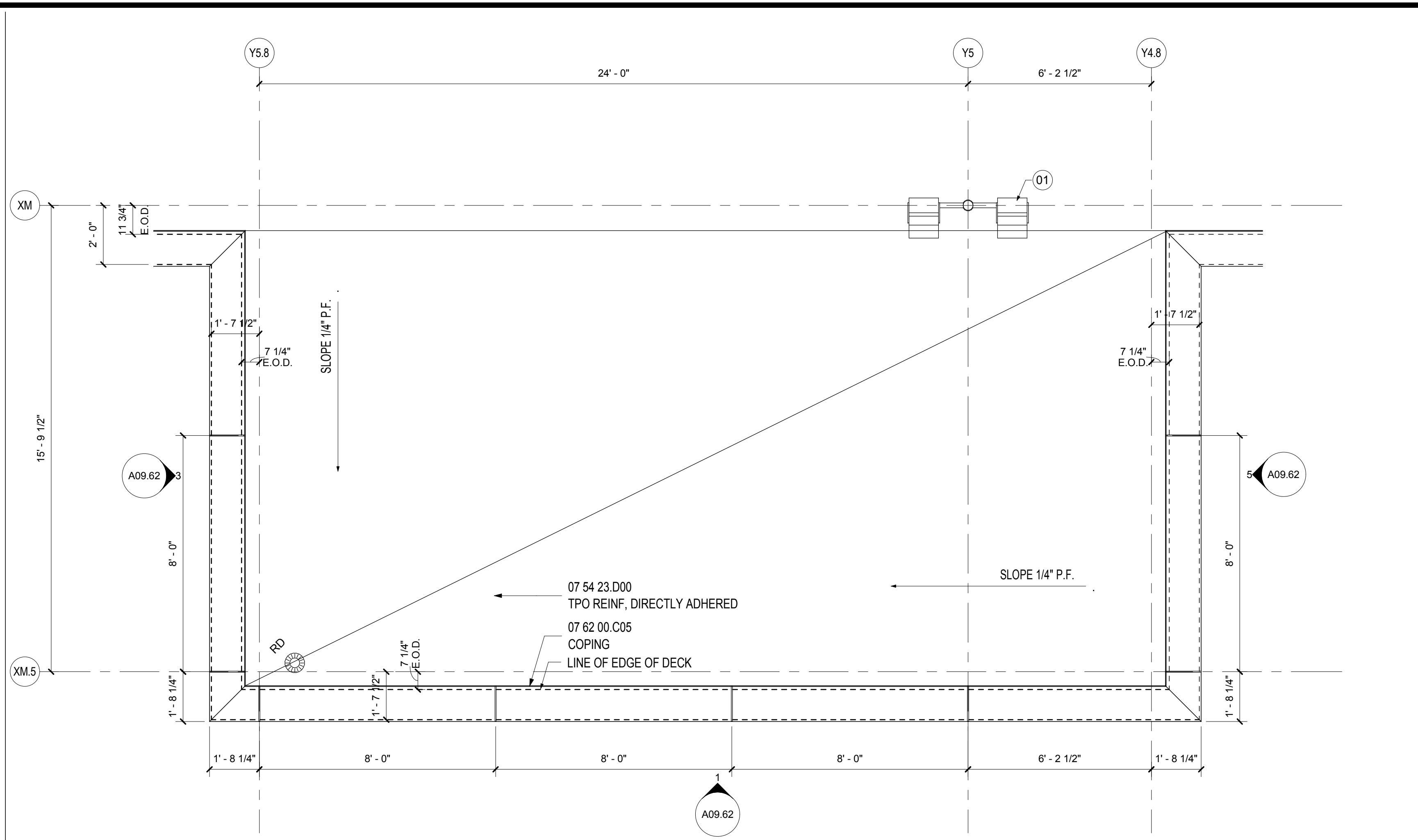
**WALL TYPE E.2A - PLAN LEVEL 3 GATE 11**  
 SCALE: 3/8" = 1'-0" A02.03.04 4



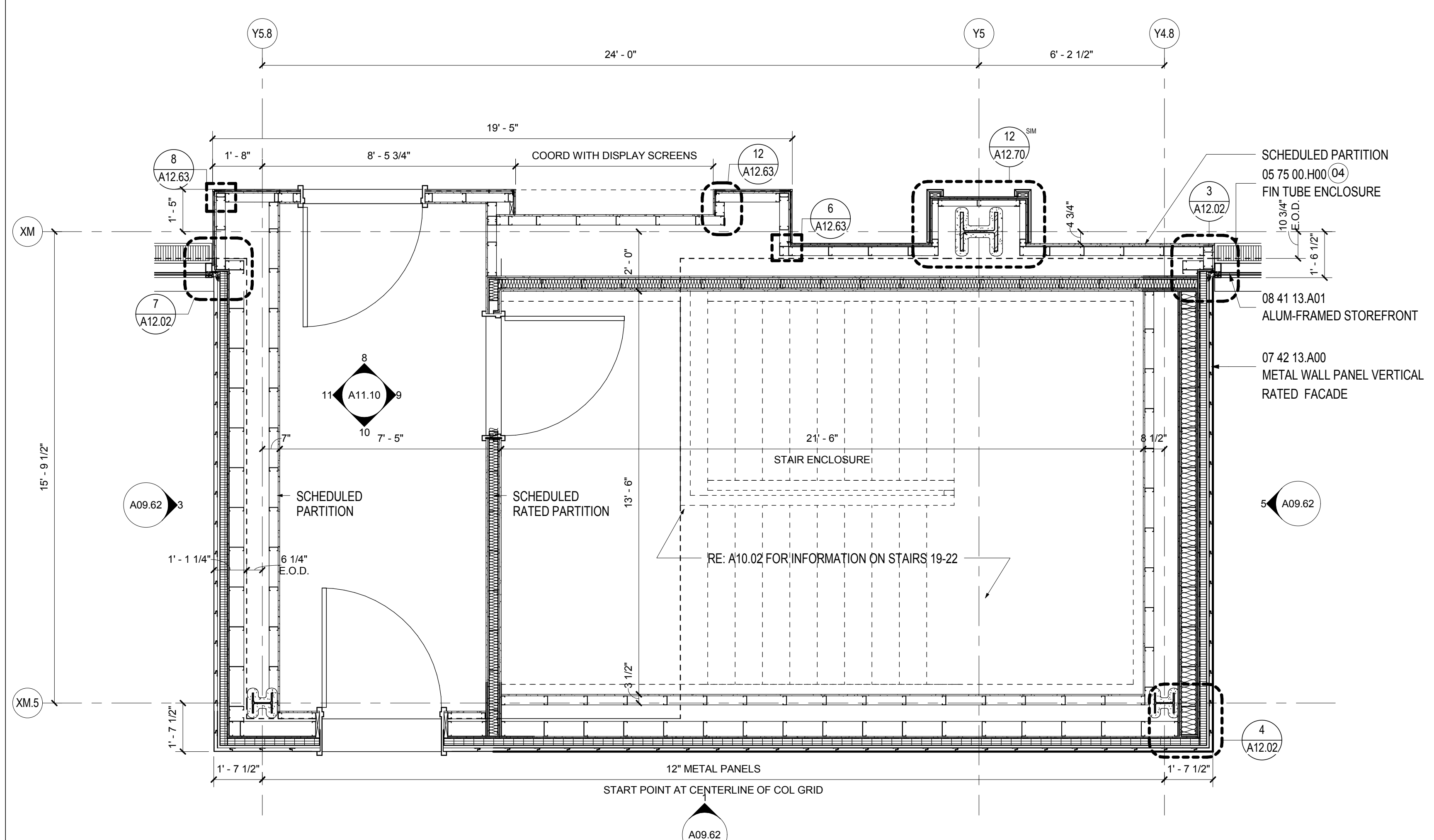
**WALL TYPE E.2A - PLAN LEVEL 3 GATE 12**  
 SCALE: 3/8" = 1'-0" A02.03.05 5



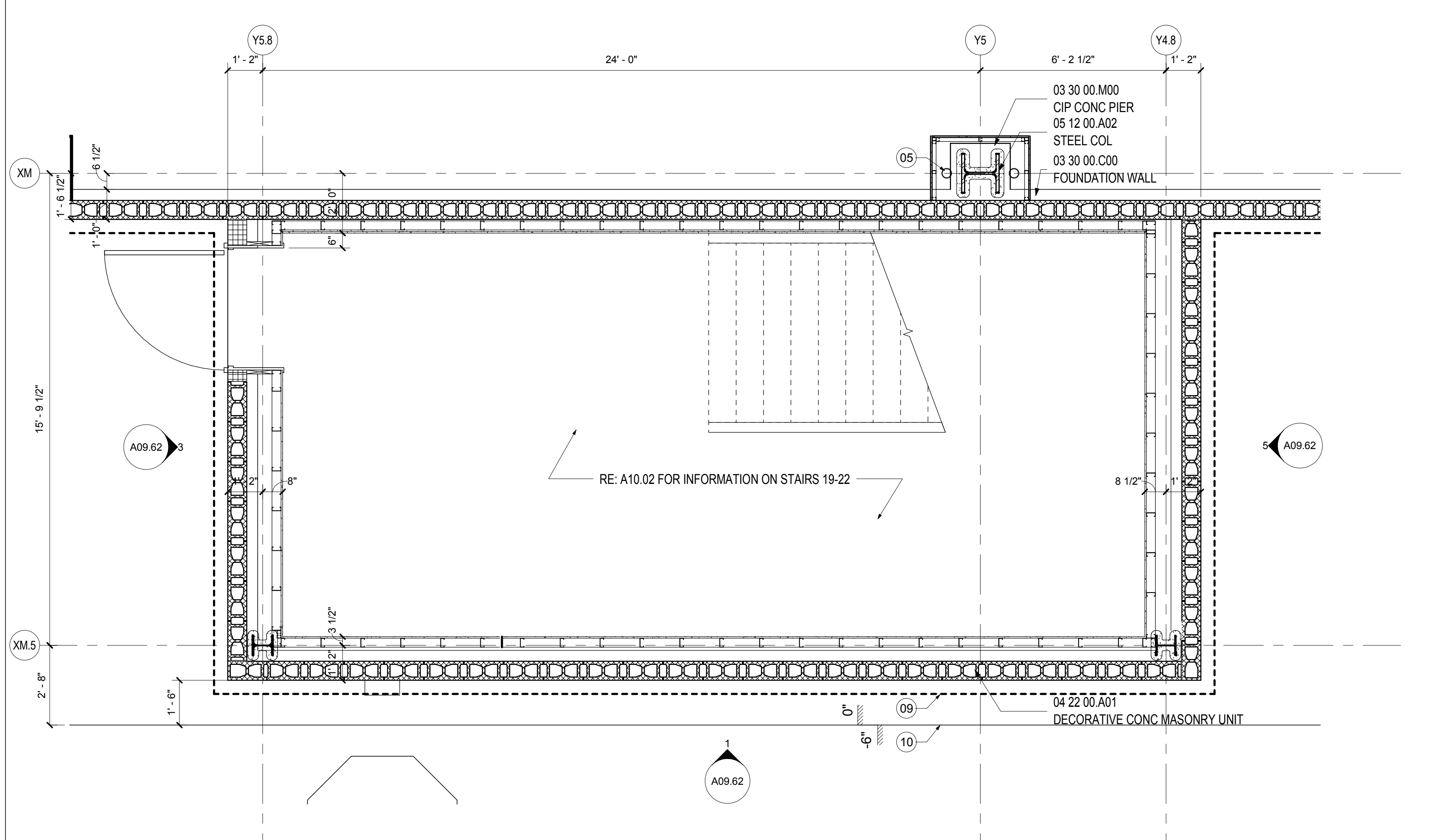
**WALL TYPE E.2A - PLAN LEVEL 3 GATE 14**  
 SCALE: 3/8" = 1'-0" A02.03.05 6



**WALL TYPE E.2A - PLAN ROOF**  
 SCALE: 3/8" = 1'-0" A02.RP.04 1



**WALL TYPE E.2A - PLAN LEVEL 3 GATE 15**  
 SCALE: 3/8" = 1'-0" A02.03.02 2



**WALL TYPE E.2A - PLAN LEVEL 2**  
 SCALE: 3/8" = 1'-0" A02.02.03 3

**SHEET NOTES**

- 01 APRON LIGHTING. RE: 10/A12.50 FOR ANCHOR DETAIL. RE: STRUCTURAL AND ELECTRICAL FOR MORE INFORMATION.
- 02 LINE OF CEILING. RE: A04 SERIES FOR MORE INFORMATION.
- 03 PASSENGER BOARDING BRIDGE. OWNER PROVIDED. INSTALLED BY CONTRACTOR
- 04 FIN TUBE ENCLOSURE. RE: MECHANICAL DRAWINGS FOR FIN TUBE INFORMATION.
- 05 RAIN LEADER WHERE OCCURS. RE: PLUMBING DRAWINGS FOR LOCATIONS.
- 06 EXPANSION JOINT
- 07 CONTRACTION/CONSTRUCTION JOINT. RE: STRUCTURAL DRAWINGS FOR MORE INFORMATION.
- 08 LOCATION OF PBB DISCONNECT SWITCH. RE: ELECTRICAL DRAWINGS FOR MORE INFORMATION.
- 09 LINE OF SOFFIT ABOVE
- 10 LINE OF SIDEWALK BELOW. RE: CIVIL DRAWINGS FOR MORE INFORMATION.
- 11 VERTICAL CONTROL JOINTS AT CMU 16'-0" O.C. WITH COLUMN LINE
- 12 PIPE BOLLARD. RE: DETAIL 11/A12.15
- 13 TRASH COMPACTOR (BY OTHERS)
- 14 TRENCH DRAIN AT BOTTOM OF RAMP. RE: CIVIL DRAWINGS FOR MORE INFORMATION
- 15 RETAINING WALL. RE: CIVIL DRAWINGS FOR MORE INFORMATION.

**GENERAL NOTES**

**Portland International Jetport**  
 1001 Westbrook Street  
 Portland, Maine 04102

**Gensler**  
 2020 K Street, Northwest  
 Suite 200  
 Washington DC 20006  
 Telephone 202.721.5200  
 Facsimile 202.872.8587

Issue	Date & Issue Description	By	Check
01	10/28/09		
	ISSUED FOR PERMIT		

Seal/Signature

**Project Name**  
 PWM Terminal Enhancement

**Project Number**  
 09.6395.000

**Description**  
 WALL TYPE E.2

**Scale**  
 3/8" = 1'-0"

**A09.63**