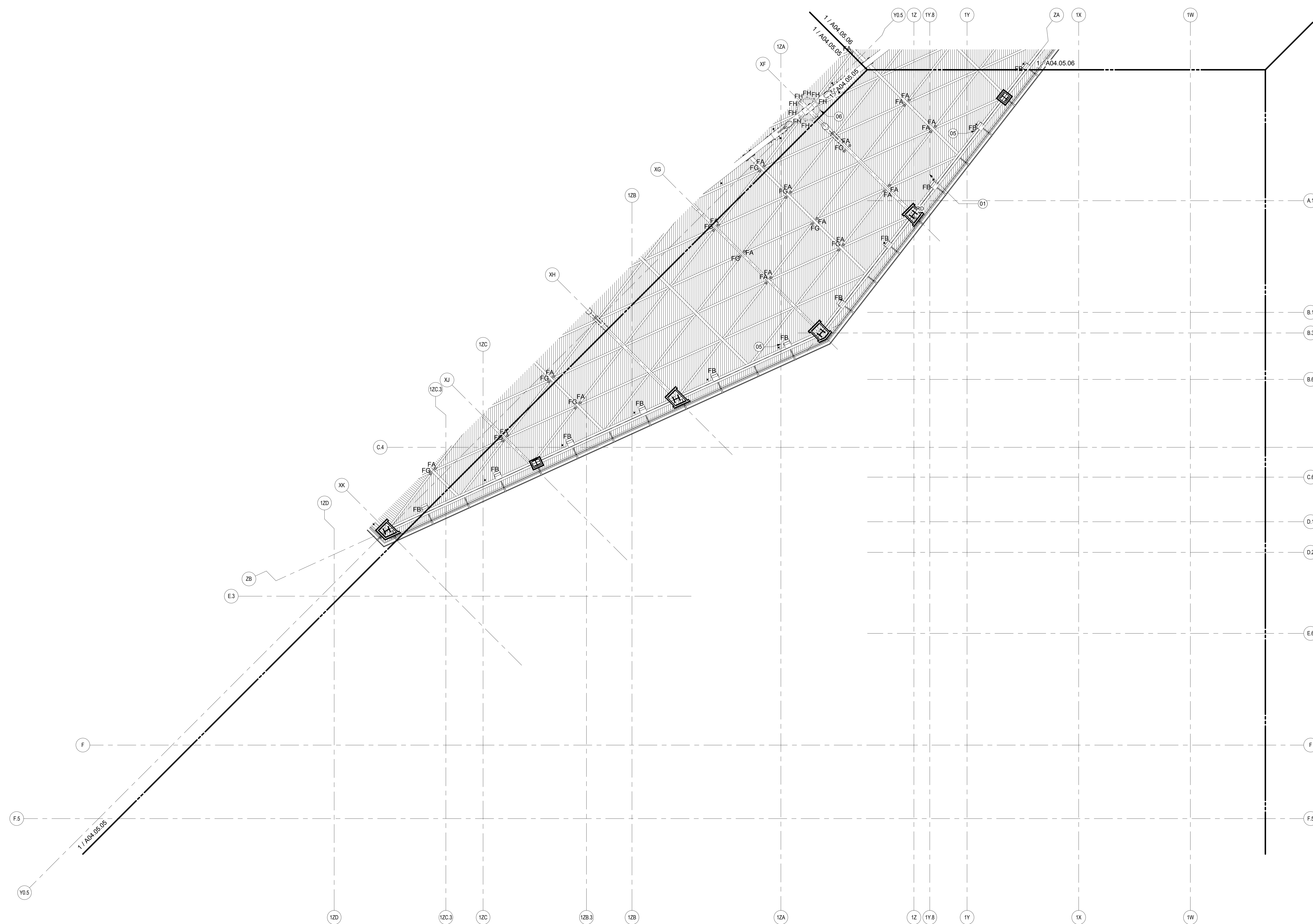


SHEET NOTES

- 01 LAMINATED WOOD DECK ON GLULAM GIRDERS, BEAMS AND PURLINS. TO RECEIVE FIRE RETARDANT COATING (PER SECTION 09 96 43) AND STAINED (PER 09 93 00). REFER TO STRUCTURAL DRAWINGS FOR MORE INFORMATION.
- 02 BOTTOM OF SCHEDULED FIXTURE AT MECHANICAL WALL IS TO MATCH TOP ELEVATION OF WIND GIRT.
- 03 PROVIDE LIGHT FIXTURE AT EVERY STAIR LANDING U.O.N. REFER TO ELECTRICAL DRAWINGS FOR MORE INFORMATION.
- 04 EXPOSED STEEL TO BE GALVANIZED
- 05 SCHEDULED FIXTURE MOUNTED AT WIND GIRT. RE: PROJECT MANUAL FOR LIGHT MOUNTING LOCATION AND DETAILS.
- 06 FIXTURE FH IS LOCATED AT TREE COLUMN WITHIN AN ARCHITECTURAL FIN. RE: DETAIL 5/A12.75

Portland International Jetport
 1001 Westbrook Street
 Portland, Maine 04102


Gensler
 2020 K Street, Northwest
 Suite 200
 Washington DC 20006
 Telephone 202.721.5200
 Facsimile 202.872.8587



GENERAL NOTES

- A FOR LIGHTING TYPES, DETAILS AND INFORMATION REFER TO PROJECT MANUAL.
- B FOR DIFFUSER INFORMATION AND QUANTITY, REFER TO PROJECT MANUAL.
- C ALL GIVE CEILINGS TO BE PAINTED P-01 U.O.N.
- D SPRINKLER HEADS ARE SHOWN FOR DESIGN INTENT ONLY. REFER TO FIRE PROTECTION DRAWINGS FOR ADDITIONAL INFORMATION.
- E ALL LIGHTING AND EMERGENCY LIGHTING CONDUIT IS TO BE HELD TIGHT TO UNDERSIDE OF GL-4.
- F CABOT WOOD STAIN AT GLULAM P-02 U.O.N.
- G EXPOSED STRUCTURAL STEEL AND GLULAM SUPPORTS TO BE P-02 U.O.N.

Issue	Date & Issue Description	By	Check
01	07/11/08		
02	09/22/08		
03	12/03/08		
04	01/23/09		
05	10/26/09		

Seal/Signature


Project Name
 PWM Terminal Enhancement

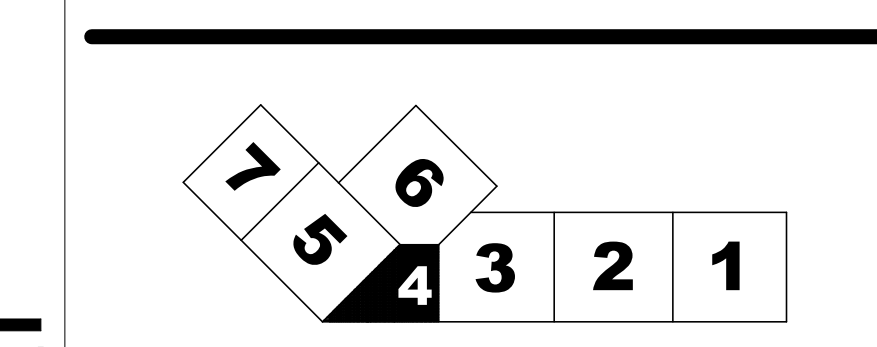
Project Number
 09 6395 000

Description
 REFLECTED CEILING PLAN - LEVEL 5 - ZONE 4

Scale
 As indicated

© 2009 Gensler

KEY PLAN



REFLECTED CEILING PLAN - LEVEL 5 - ZONE 4
 SCALE: 1/8" = 1'-0"