

SHEET NOTES

Portland International Jetport

1001 Westbrook Street
Portland, Maine 04102

Gensler

2020 K Street, Northwest
Suite 200
Washington DC 20006
Telephone 202.721.5200
Facsimile 202.872.8587

ARORA


Arora Engineers, Inc.
61 Wilmington - West Chester
File
Suite #100
Chadds Ford, PA 19317
Tel (610) 459-7900
Fax (610) 459-7950

GENERAL NOTES

- A REFER TO DRAWING SS00.00 FOR GENERAL NOTES, ABBREVIATIONS, AND SYMBOLS.
- B CONTRACTOR PRIOR TO ANY INSTALLATION COORDINATE WITH ALL TRADES. SHOP DRAWING SHALL BE ONLY SUBMITTED AFTER COORDINATION WITH ALL OTHER TRADES HAS BEEN COMPLETED.
- C CONTRACT DRAWINGS AS SHOWN ARE DIAGRAMMATIC AND INTENDED TO CONVEY DESIGN INTENT AND GENERAL ARRANGEMENT ONLY. COORDINATE ALL NEW WORK WITH EXISTING CEILING CONDITIONS, DOOR CONDITIONS, AND EQUIPMENT.
- D ALL CONDUIT SHALL BE NEW AND 3/4" INCH DIAMETER UNLESS OTHERWISE NOTED. NO CONDUIT SHALL BE MORE THAN 40% FILLED. CONTRACTOR SHALL RESIZE CONDUIT AS NECESSARY TO MAINTAIN A MAXIMUM FILL RATE OF 40%.
- E ALL CONDUITS SHALL BE RUN CONCEALED WHERE POSSIBLE. IF EXPOSED, CONDUIT SHALL BE RUN PARALLEL AND PERPENDICULAR TO BUILDING LINES. PAINT ALL EXPOSED CONDUITS TO MATCH ADJACENT SUBSTRATE. PROVIDE ONE PRIMER COAT AND TWO FINISH COATS OF PAINT. ALL CONDUIT ROUTES SHALL BE REVIEWED WITH THE ENGINEER PRIOR TO INSTALLATION.
- F ALL NEW PENETRATIONS OF CONDUITS THROUGH WALLS AND FLOOR SLABS SHALL BE SLEEVED AND PROPERLY SEALED WITH AN APPROVED AND RATED FIRE STOPPING MATERIAL. CORE DRILL OPENINGS THROUGH FLOORS FOR NEW CONDUIT PENETRATIONS AS REQUIRED. CORE DRILL 1/4" DIAMETER PILOT HOLE PRIOR TO CORE DRILLING. TAKE PRECAUTIONS AS TO PROTECT AREA BENEATH CORE DRILL AREA AND HAVE PERSONNEL AT THIS AREA IN ORDER TO CATCH CORE AND WATER THAT MAY ENTER AREA BELOW. REPLACE ANY CEILING TILES THAT ARE REMOVED OR DAMAGED DUE TO THIS WORK. CLEAN AREA AFTER INSTALLATION.
- G ALL DOOR HARDWARE, INCLUDING ELECTRIC LOCKS, TIME DELAY RELEASE DEVICES, AND THEIR ASSOCIATED POWER SUPPLIES ARE TO BE FURNISHED AND INSTALLED BY THE GENERAL CONTRACTOR. ALL WIRING AND TERMINATIONS ARE TO BE DONE BY THE SECURITY CONTRACTOR.
- H CONTRACTOR SHALL BE RESPONSIBLE FOR FURNISHING AND INSTALLING CABLING. CONTRACTOR SHALL ALSO BE RESPONSIBLE FOR FURNISHING AND INSTALLING CONDUIT FROM ALL SECURITY EQUIPMENT DEVICE LOCATIONS TO DESIGNATED TELECOM ROOMS.
- I ALL SECURITY AND SURVEILLANCE EQUIPMENT INCLUDING, BUT NOT LIMITED TO, FURNISHINGS, CONDUIT, CABLING, AND OTHER RELATED MATERIALS SHALL BE INSTALLED IN ACCORDANCE WITH PROJECT CONSTRUCTION SCHEDULES.
- J ALL SECURITY AND SURVEILLANCE EQUIPMENT, FURNISHINGS, CONDUIT, CABLING, AND OTHER RELATED MATERIALS SHALL BE INSTALLED AS SHOWN.
- K SECURITY JUNCTION BOXES ARE TO BE TAMPER PROTECTED AND CONNECTED TO INDIVIDUAL MONITOR POINTS.
- L ALL CCTV CAMERA LOCATIONS SHALL BE COORDINATED WITH OWNER BEFORE INSTALLATION.
- M THE BOTTOM OF ALL CARD READERS AND KEYPAD DEVICES SHALL NOT EXCEED 45 INCHES AFF.
- N ANY PENETRATION THROUGH THE FLOOR SLAB SHALL BE COORDINATED WITH RADIANT FLOOR PEX TUBING WITHIN THE SLAB ASSEMBLY.
- O INSTALLATION AND INTERFACING OF THE DOOR INTERFACE PANEL WITH THE FIRE PROTRACTION CONTROL MODULE SHALL BE THE RESPONSIBILITY OF THE FIRE ALARM CONTRACTOR. THE INTERFACING SHALL BE PERFORMED IN THE PRESENCE OF THE SECURITY CONTRACTOR

Issue	Date & Issue Description	By	Check
	10/26/09		
	100% ISSUED FOR PERMIT		

Seal/Signature



Project Name

PWM TERMINAL EXPANSION

Project Number

CAD File Name

SS02.02.06

Description

SECURITY & SURVEILLANCE

CONSTRUCTION PLAN - LEVEL 2 - ZONE 6

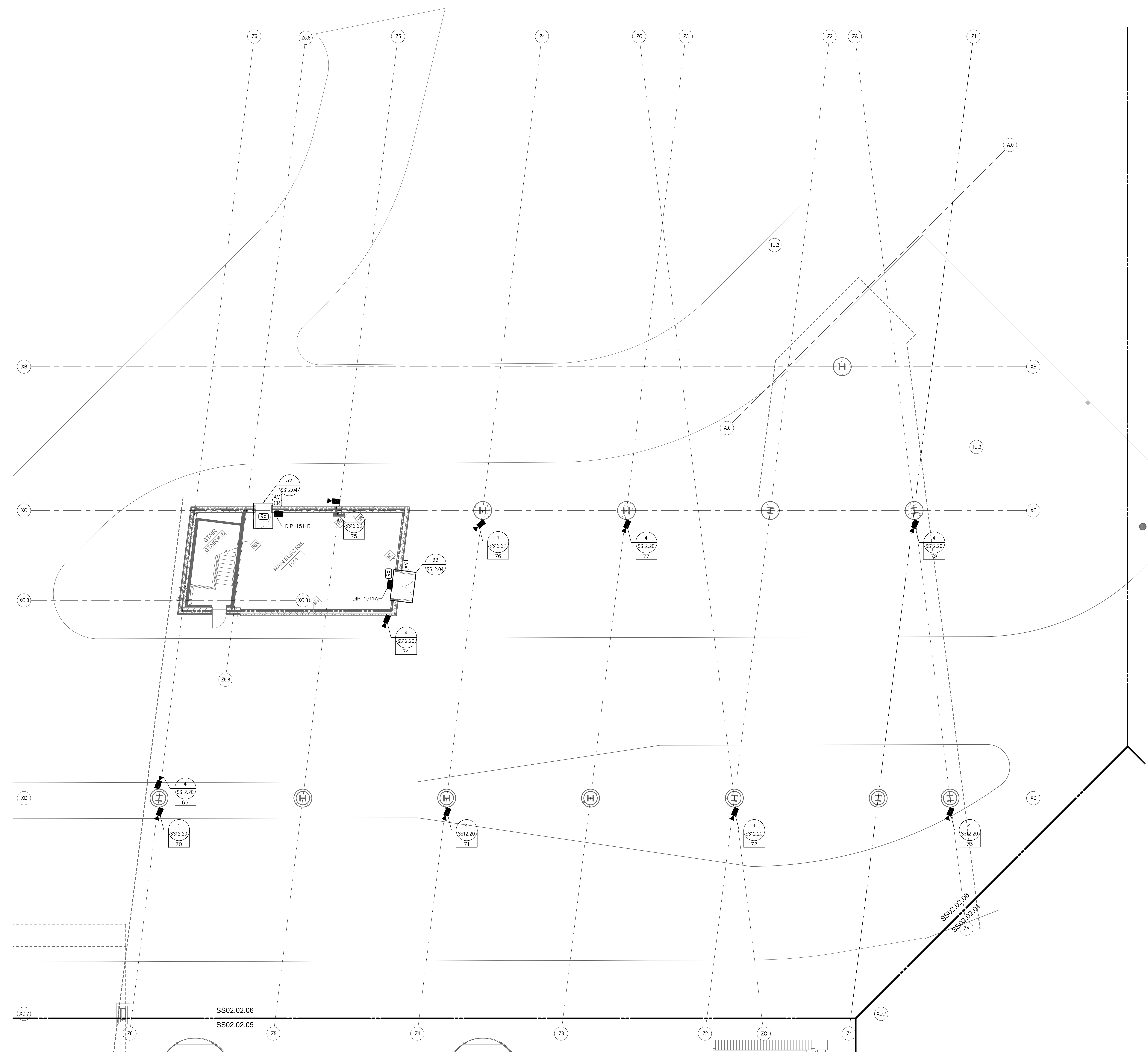

Scale

As Indicated

SS02.02.06

© 2006 Gensler

KEY PLAN



LEVEL 2 - ZONE 6

SCALE: 1/8" = 1'-0"