

SHEET NOTES

Portland International Jetport

1001 Westbrook Street
Portland, Maine 04102

2020 K Street, Northwest
Suite 200
Washington DC 20006
Telephone 202.721.5200
Facsimile 202.872.8587

Gensler

ARORA
Solutions for Secure
Environments


Arora Engineers, Inc.
61 Wilmington - West Chester
P.O. Box 100
Chadds Ford, PA 19317
Tel: (610) 459-7900
Fax: (610) 459-7950

GENERAL NOTES

- A. REFER TO DRAWING SS00.00 FOR GENERAL NOTES, ABBREVIATIONS, AND SYMBOLS.
- B. CONTRACT DRAWINGS AS SHOWN ARE DIAGRAMMATIC AND INTENDED TO CONVEY DESIGN INTENT AND GENERAL ARRANGEMENT ONLY. COORDINATE ALL NEW WORK WITH EXISTING CEILING CONDITIONS, DOOR CONDITIONS, AND EQUIPMENT.
- C. ALL SURVEILLANCE EQUIPMENT SHOWN SHALL BE REMOVED. REMOVE CAMERAS AND WIRING BACK TO SOURCE AND RETURN TO PWM. MARK ANY ABANDONED CONDUIT AS SPARE AND FURNISH WITH PULL STRING. REPLACE ANY DAMAGED CEILING TILES TO MATCH ADJACENT EXISTING.
- D. ALL SECURITY EQUIPMENT SHOWN SHALL BE REMOVED. REMOVE SECURITY DOOR HARDWARE SUCH AS CARD READERS, KEYPADS, AV ALARMS, AND DOOR CONTACTS AND RETURN TO PWM. FOR ALL REMOVED DOOR EQUIPMENT, REMOVE WIRING BACK TO SOURCE AND RETURN TO PWM.
- E. CONTRACTOR TO ENSURE EXISTING SECURITY AND SURVEILLANCE SYSTEM REMAINS OPERATIONAL AT ALL TIMES. ANY REQUIRED TEMPORARY SHUT DOWNS SHALL BE COORDINATED WITH PWM.
- F. CONTRACTOR SHALL TEST THE SECURITY AND SURVEILLANCE SYSTEM AFTER ANY SHUT DOWN TO ENSURE THE SYSTEMS ARE RESTORED TO NORMAL OPERATIONS.

Issue	Date & Issue Description	By	Check
	10/26/09		
	100% ISSUED FOR PERMIT		

Seal/Signature



Project Name
PWM TERMINAL EXPANSION

Project Number

CAD File Name
SS01.02.04

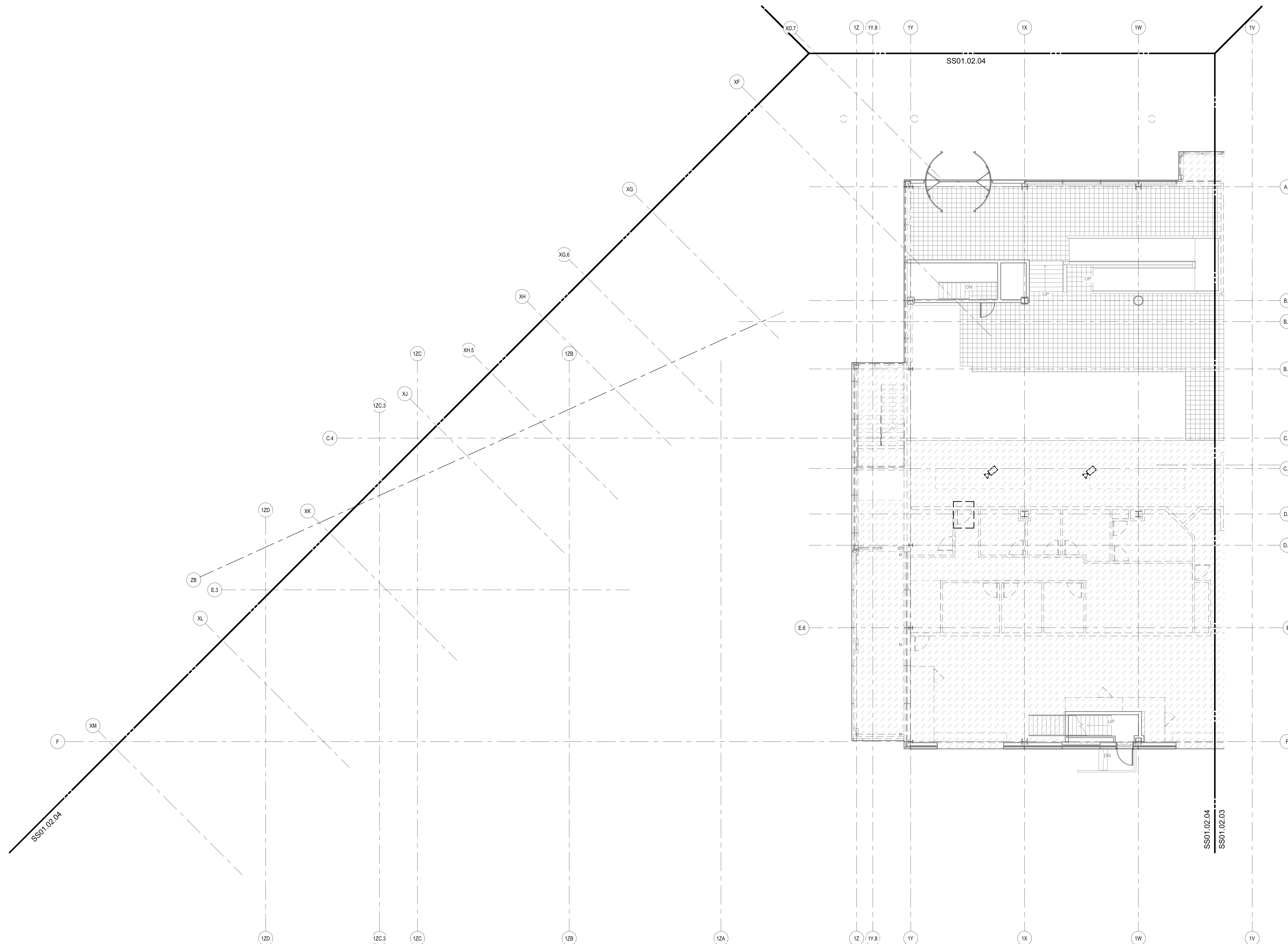

Description
SECURITY & SURVEILLANCE
DEMOLITION PLAN - LEVEL 2 - ZONE 4

Scale
As Indicated

SS01.02.04

© 2006 Gensler

KEY PLAN



LEVEL 2 - ZONE 4

SCALE: 1/8" = 1'-0"