

**SHEET NOTES**

- 01 EXISTING SIMPLEXGRINELL 4020 FIRE ALARM PANEL SHALL BE RETROFITTED WITH A NEW SIMPLEXGRINELL 4100U TYPE. CONTRACTOR IS RESPONSIBLE FOR VERIFICATION OF LOCATIONS OF THE NEW 4100U TYPE PANEL. SEE FA0.00 FOR FIRE ALARM PANEL CONVERSION METHODS.

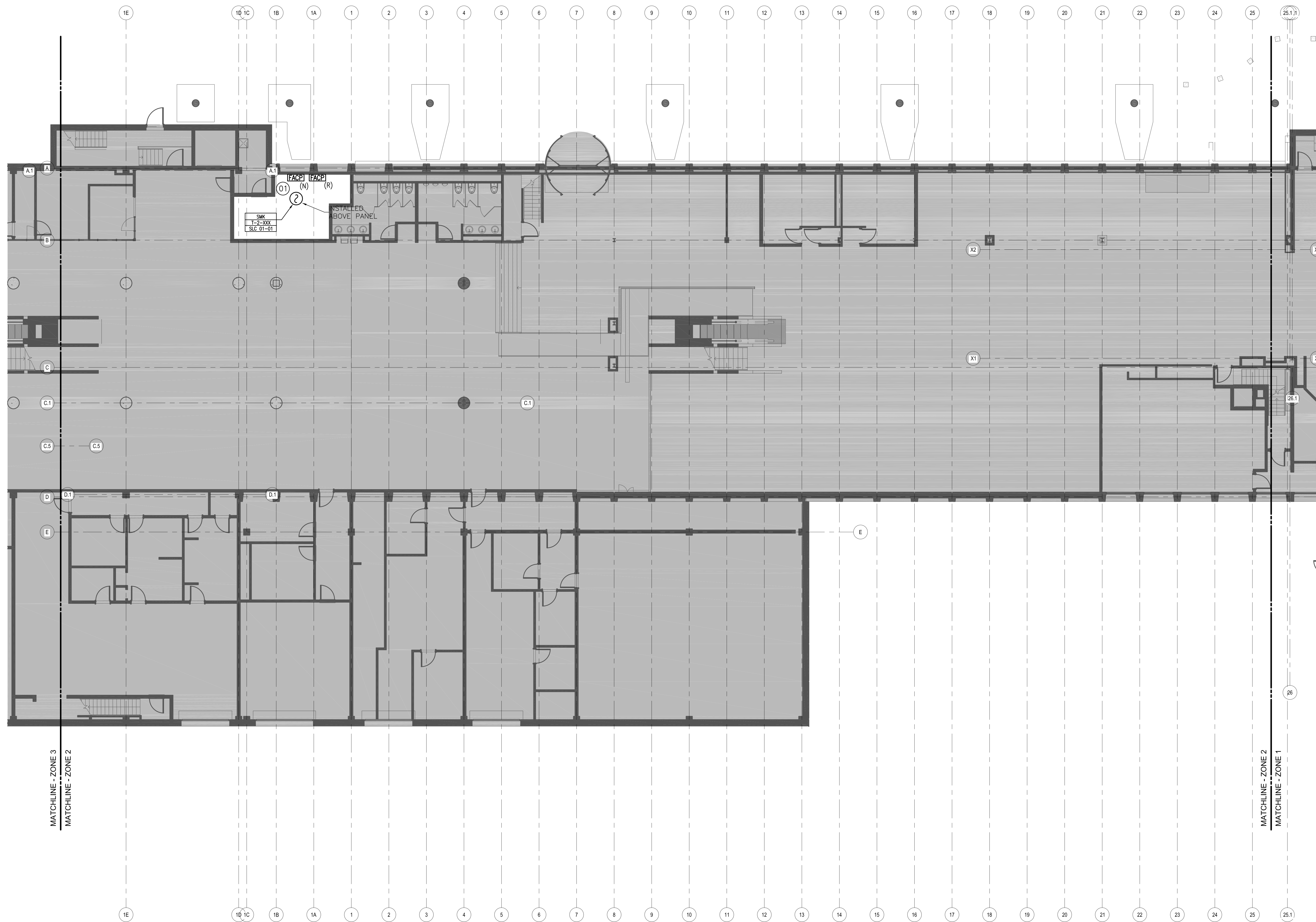
**Portland International Jetport**

1001 Westbrook Street  
Portland, Maine 04102

2020 K Street, Northwest  
Suite 200  
Washington DC 20006  
Telephone 202.721.5200  
Facsimile 202.872.8587

**Gensler**


**ARORA**  
Solutions for Secure Environments  
Arora Engineers, Inc.  
61 Wilmington - West Chester  
Pike  
Suite #100  
Chadds Ford, PA 19317  
T: (610) 459-7900  
F: (610) 459-7950



**GENERAL NOTES**

- A MOUNTING FOR ALL DEVICES SHALL COMPLY WITH IBC 2003, NFPA 90A, NFPA 72, NEC, ADAAG AND ALL APPLICABLE LOCAL CODES.
- B VISUAL NOTIFICATION APPLIANCES SHALL BE SET TO THE CANDELA RATING ASSIGNED ON THE DRAWINGS. SPEAKERS SHALL BE TAPPED AT THE WATTAGE SELECTED BY THE SYSTEM MANUFACTURER ON THE APPROVED SHOP DRAWINGS.
- C IN CASES WHERE AN APPLIANCE CANNOT BE LOCATED WHERE SHOWN ON THE DRAWINGS, DUE TO PHYSICAL RESTRICTIONS, NOTIFICATION APPLIANCES MAY BE ABLE TO BE MOVED TO CEILING MOUNT DEVICES UPON APPROVAL BY THE ENGINEER. UPON APPROVAL, DEVICES SHALL BE UL LISTED FOR CEILING MOUNTED APPLICATIONS.
- D MORE THAN TWO VISIBLE NOTIFICATION APPLIANCES OR GROUPS OF VISIBLE NOTIFICATION APPLIANCES IN THE SAME ROOM OR ADJACENT SPACE WITHIN THE SAME FIELD OF VIEW SHALL FLASH IN SYNCHRONIZATION. THIS SHALL INCLUDE SYNCHRONIZATION OF STROBES OPERATED BY SEPARATE SYSTEMS.

Issue	Date & Issue Description	By	Check
	10/26/09		
	100% ISSUED FOR PERMIT		



Project Name  
**PWM TERMINAL EXPANSION**

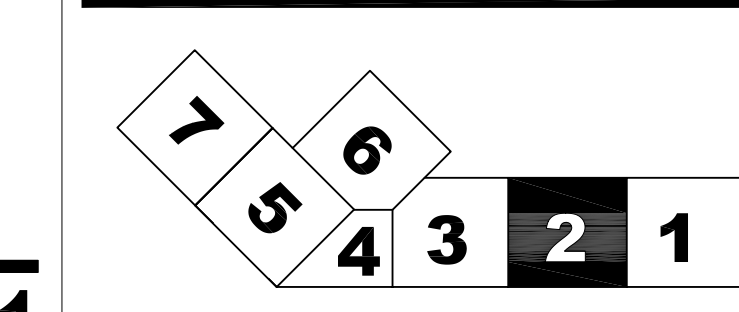
Project Number

CAD File Name  
FA02.02.02

Description  
FIRE ALARM  
LEVEL 2 - ZONE 2

Scale  
As Indicated

**KEY PLAN**



Ref. North

**FA02.02.02**

© 2006 Gensler

**LEVEL 2 - ZONE 2**

SCALE: 1/8"=1'-0"