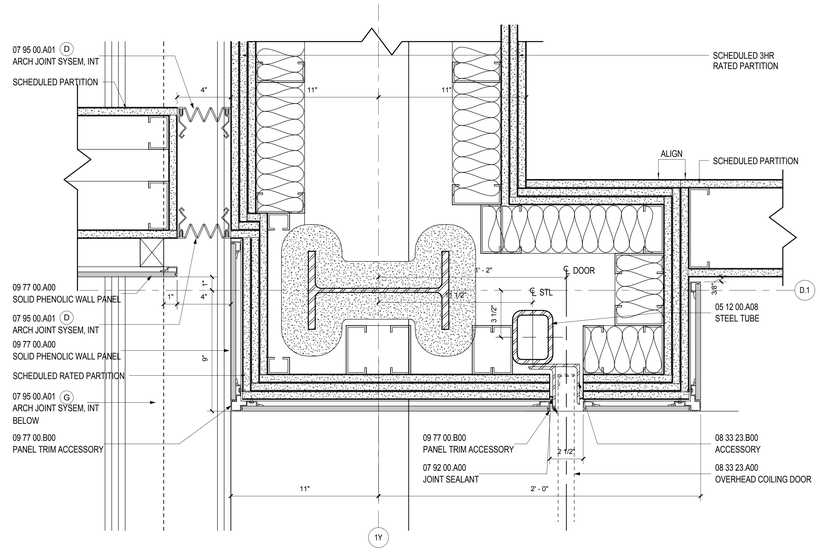

FIRE SHUTTER LEVEL3 @ 1Y/D.1

SCALE: 3" = 1'-0" A02.03.04 4

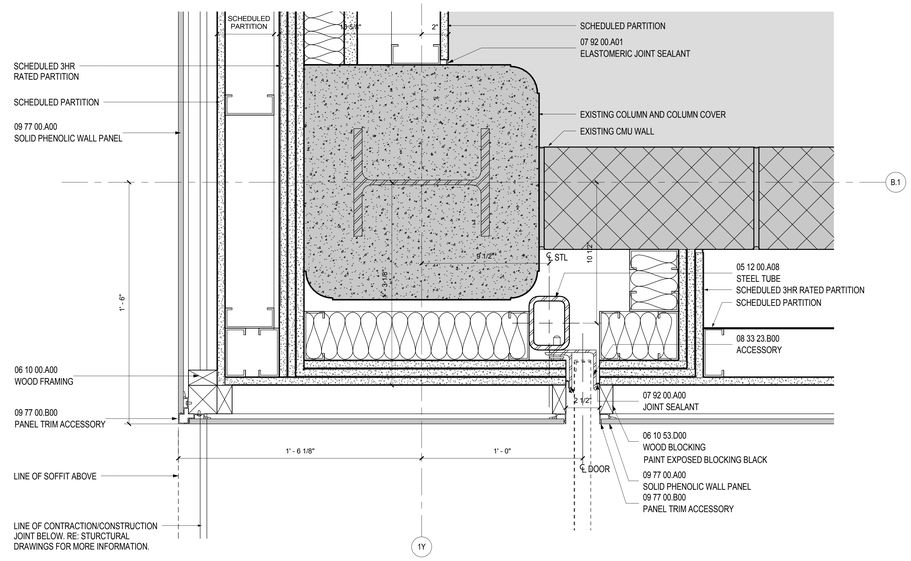

FIRE SHUTTER LEVEL 2 @ 1Y/B.1

SCALE: 3" = 1'-0" A02.02.03 1

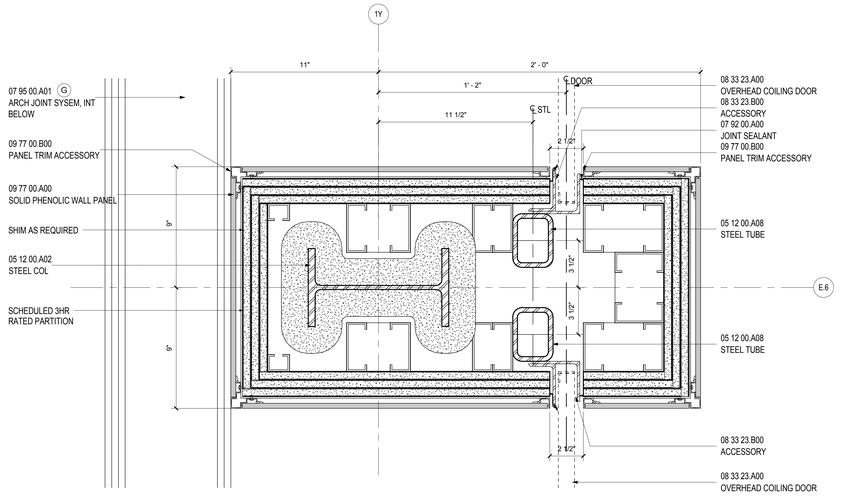

FIRE SHUTTER LEVEL 3 @ 1Y/E.6

SCALE: 3" = 1'-0" A02.03.04 5

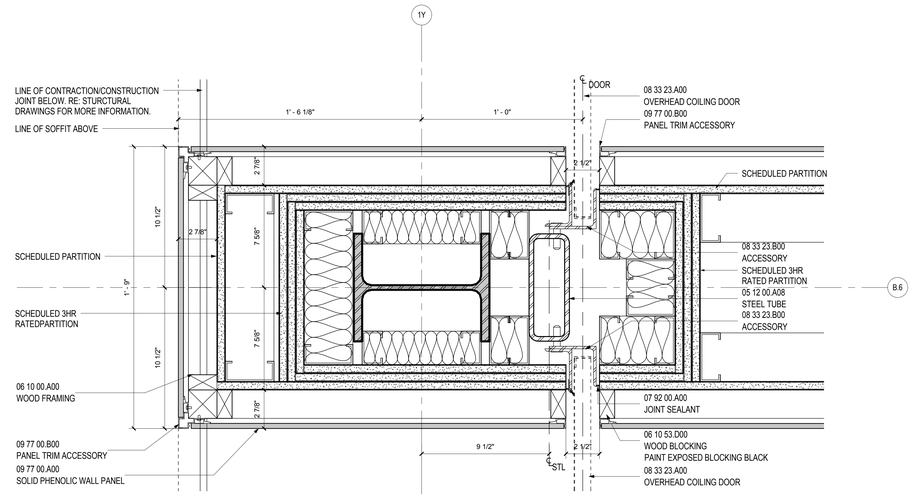

FIRE SHUTTER LEVEL 2 @ 1Y /B.6 POST

SCALE: 3" = 1'-0" A02.02.03 2

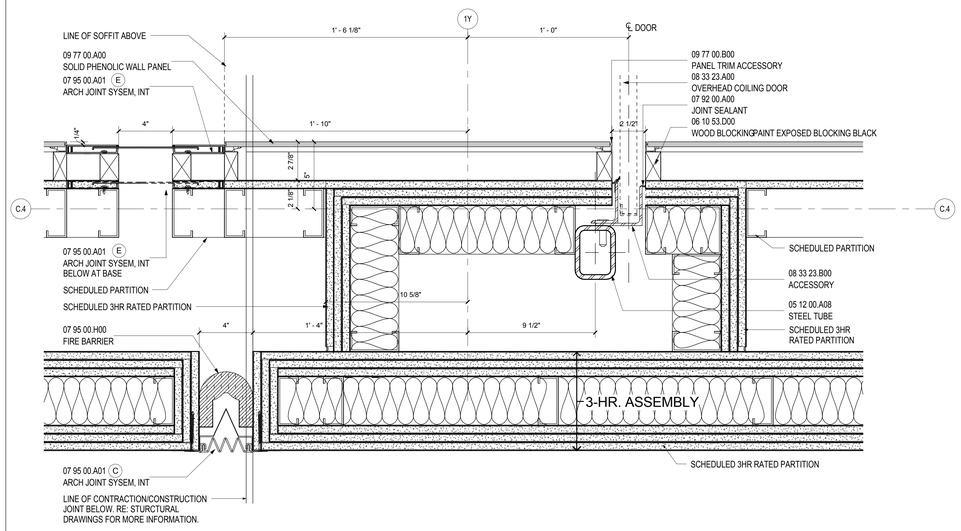

FIRE SHUTTER LEVEL 2 @1Y/C.4

SCALE: 3" = 1'-0" A02.02.03 3

SHEET NOTES

EXPANSION JOINTS

- (A) MODEL: SEISMIC COLORSEAL 4" (COLOR : BRONZE) MFG: EMSEAL
- (B) MODEL: FWS 400 (COLOR: GRAY) MFG: C/S GROUP
- (C) MODEL: FWS 400 MFX-4W FIRE BARRIER (COLOR: GRAY) MFG: C/S GROUP
- (D) MODEL: FWS 400 (COLOR: WHITE) MFG: C/S GROUP
- (E) MODEL: AFW 400 MFG: C/S GROUP
- (G) MODEL: SSRW-500 W/ FIRE BARRIER MFG: C/S GROUP
- (H) MODEL: FWSC-400 (COLOR: WHITE) MFG: C/S GROUP
- (J) MODEL: BRJ-400 W/ FIRE BARRIER MFG: C/S GROUP
- (K) MODEL: BRJW-400 W/ FIRE BARRIER MFG: C/S GROUP

Portland International Jetport

1001 Westbrook Street
Portland, Maine 04102

Gensler
2020 K Street, Northwest
Suite 200
Washington DC 20006
Telephone 202.721.5200
Facsimile 202.872.8587

Issue	Date & Issue Description	By	Check
01	12/03/08		
	75% CONSTRUCTION DOCUMENTS		
02	01/23/09		
	95% CONSTRUCTION DOCUMENTS		
03	10/26/09		
	ISSUED FOR PERMIT		

Seal/Signature



Project Name
PWM Terminal Enhancement

Project Number
09.6395.000

Description
FIRE SHUTTER DETAILS

Scale
3" = 1'-0"

A12.78

© 2009 Gensler