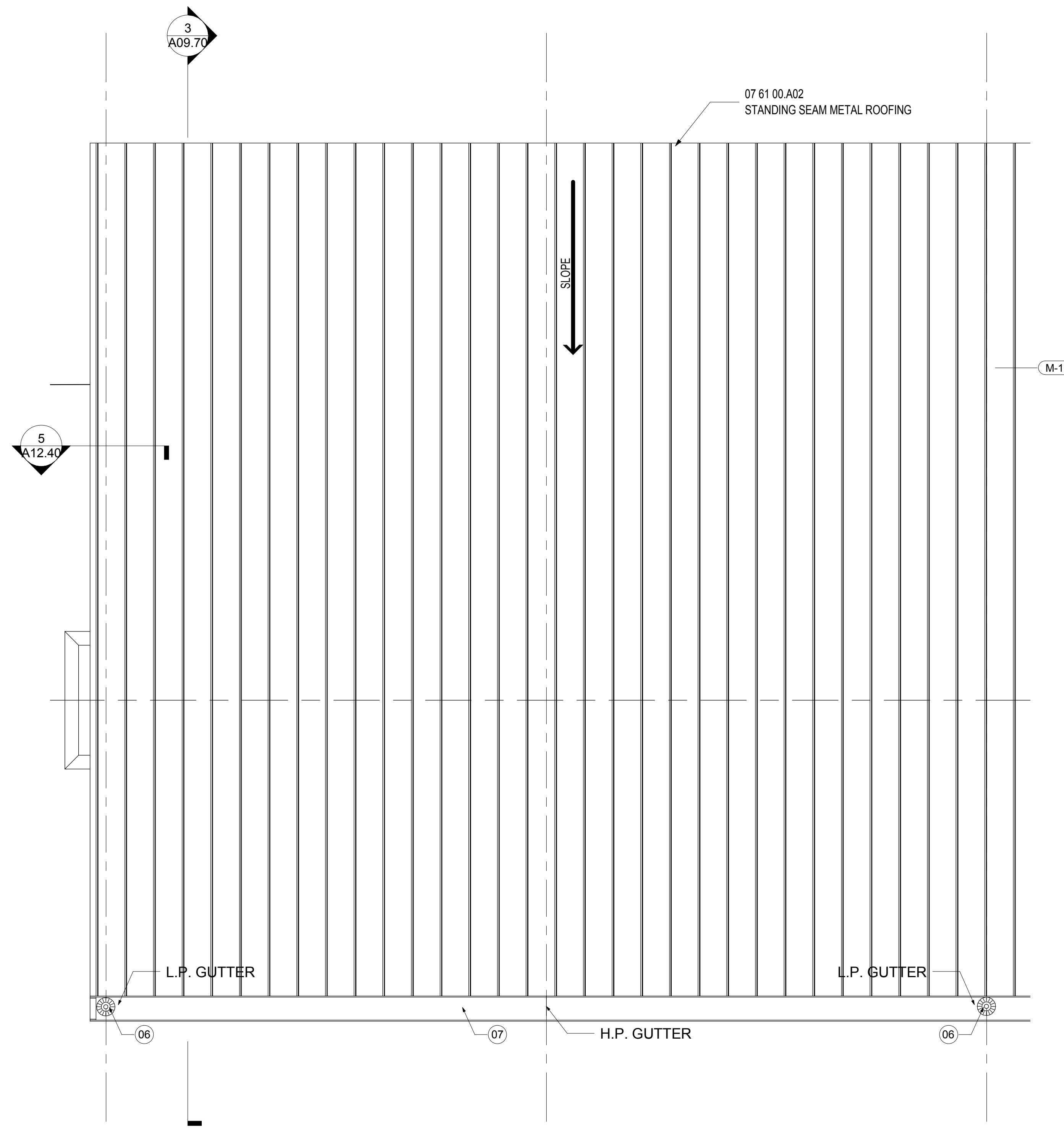


CANOPY SECTION - Y10

SCALE: 3/8" = 1'-0"

A02.03.05

3

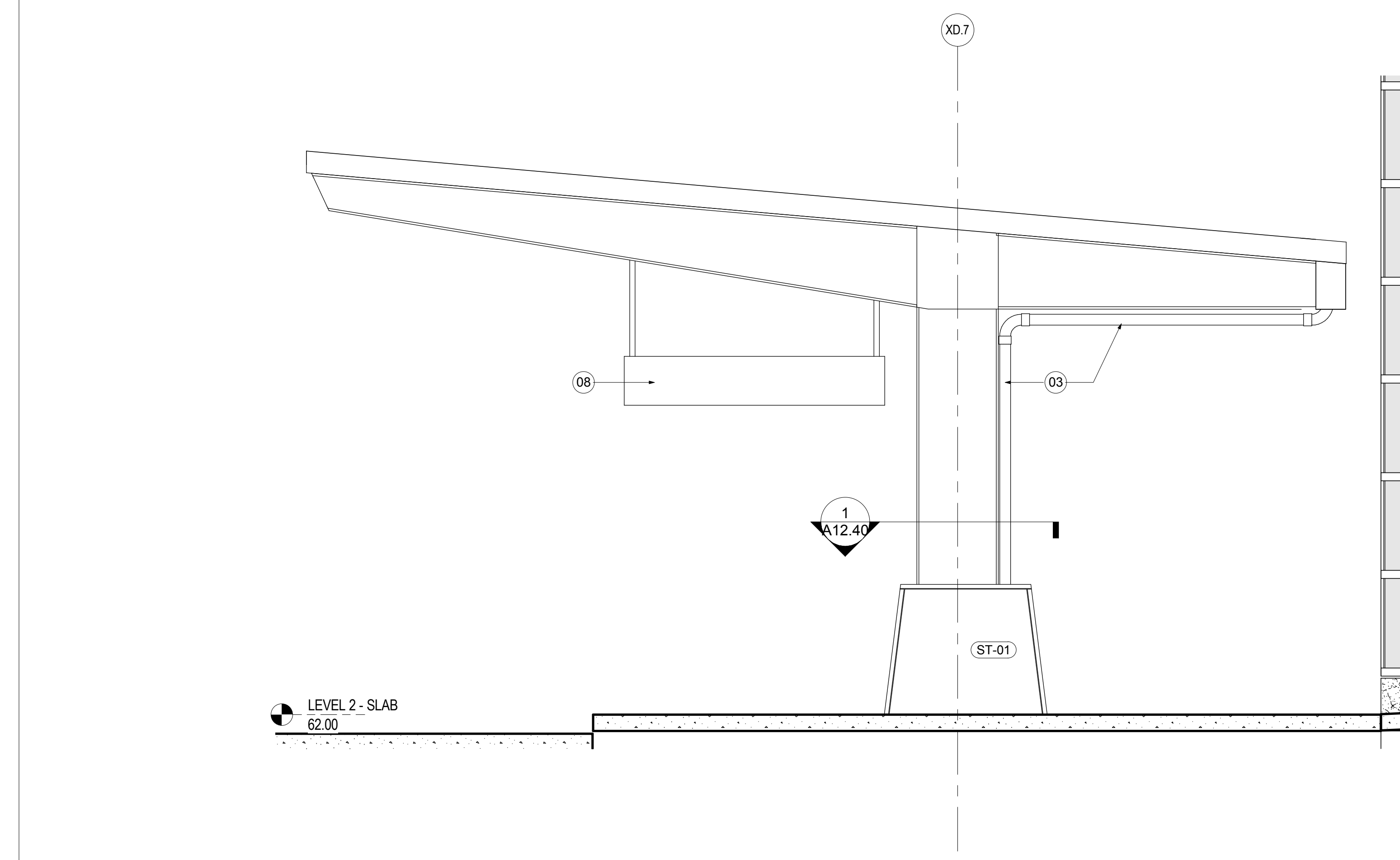


CANOPY - PLAN ROOF

SCALE: 3/8" = 1'-0"

A02.RP.07

1

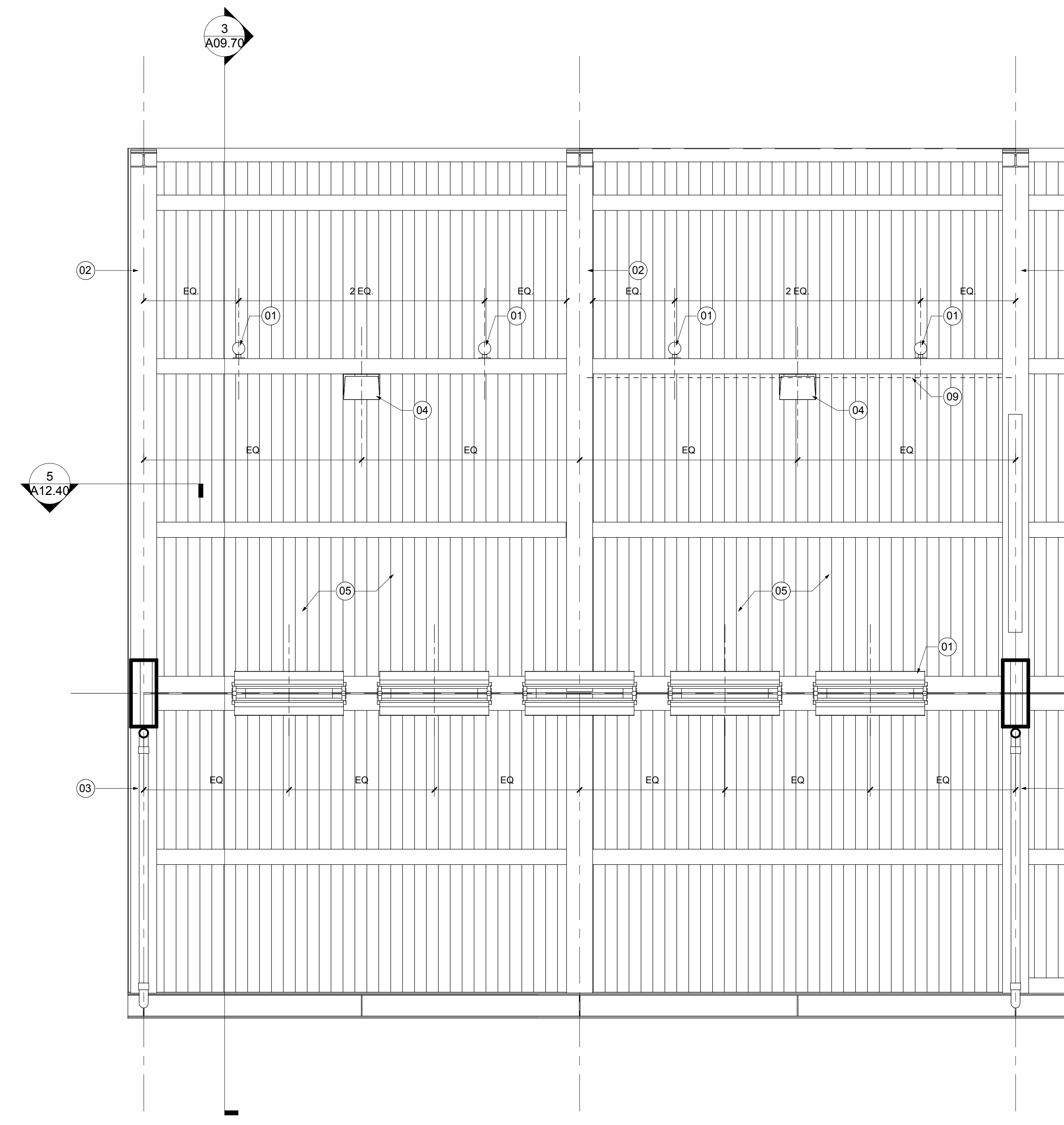


CANOPY - ELEVATION WEST

SCALE: 3/8" = 1'-0"

A09.04

4



CANOPY - RCP

SCALE: 3/8" = 1'-0"

A04.02.07

2

SHEET NOTES

- 01 SCHEDULED LIGHT FIXTURE. RE: PROJECT MANUAL FOR MORE INFORMATION.
- 02 STRUCTURAL STEEL. RE: STRUCTURAL DRAWINGS FOR ADDITIONAL INFORMATION.
- 03 PAINTED RAIN LEADER WITH HEAT TRACE. RE: PLUMBING DRAWINGS FOR MORE INFORMATION. CONDUIT FOR LIGHTING AND SPEAKERS TO RUN TIGHT TO COLUMN.
- 04 SPEAKER RE: AV DRAWING FOR ADDITIONAL INFORMATION.
- 05 LAMINATED WOOD DECK ON GLULAM PURLINS. TO RECEIVE STAINED (PER 09 93 00). REFER TO STRUCTURAL DRAWINGS FOR MORE INFORMATION.
- 06 ROOF DRAIN. RE PLUMBING DRAWINGS FOR ADDITIONAL INFORMATION.
- 07 STAINLESS STEEL GUTTER: SLOPE 1/8" PER FOOT MIN.
- 08 SIGNAGE AND WAYFINDING: REFER TO A07.00 SERIES DRAWINGS FOR ADDITIONAL INFORMATION.
- 09 CONDUIT FOR LIGHTING AND SPEAKERS TO RUN ON THE BACK SIDE OF PURLIN. ALL EXPOSED CONDUIT TO BE PAINTED TO MATCH AESS.

Portland International Jetport


1001 Westbrook Street
Portland, Maine 04102

Gensler

2020 K Street, Northwest
Suite 200
Washington, DC 20006
Telephone 202.721.5200
Facsimile 202.872.8587

Issue	Date & Issue Description	By	Check
01	12/01/08		
02	75% CONSTRUCTION DOCUMENTS		
03	95% CONSTRUCTION DOCUMENTS		
04	10/26/09		
	ISSUED FOR PERMIT		

Seal/Signature



Project Name
PWM Terminal Enhancement

Project Number
09 6395 000

Description
CANOPY - PLANS, SECTIONS & ELEVATIONS

Scale
As indicated

A09.70

© 2009 Gensler