

A R.1A FAA REQUIRED @ TICKETING & GATE PODIUM: ELEVATION
SCALE: 3" = 1'-0"

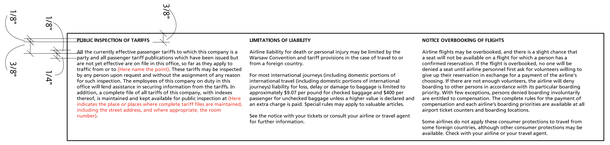

B R.1A FAA REQUIRED @ TICKETING & GATE PODIUM: DETAIL
SCALE: 1:2

1



A R.1B FAA REQUIRED @ BAGWELLS: ELEVATION
SCALE: 3" = 1'-0"

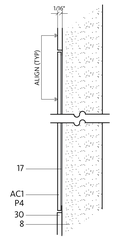

B R.1B FAA REQUIRED @ BAGWELLS: DETAIL
SCALE: 1:2

C R.1B FAA REQUIRED @ BAGWELLS: SECTION
SCALE: 1:1

2

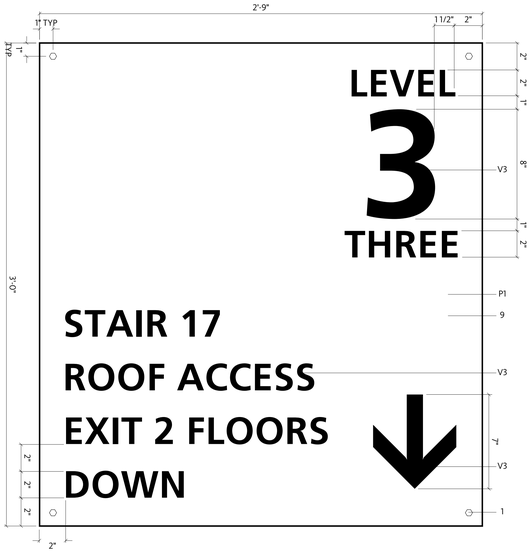

A R.2 STAIR EGRESS: DETAIL
SCALE: 3"=1'-0"

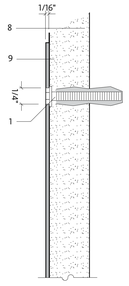

B R.2 STAIR EGRESS: SECTION
SCALE: 3"=1'-0"

C R.2 STAIR EGRESS: MESSAGE SCHEDULE
SCALE: NTS

LEVEL	SIGN TYPE	DESCRIPTION	SIGN NUMBER	SYMBOL	ROOM NUMBER	MESSAGE
2	R.2	STAIR EGRESS	2.01		STAIR 17	LEVEL 2 TWO, STAIR 17, NO ROOF ACCESS, EXIT THIS LEVEL
2	R.2	STAIR EGRESS	2.02		STAIR 16	LEVEL 2 TWO, STAIR 16, ROOF ACCESS, EXIT THIS LEVEL
3	R.2	STAIR EGRESS	3.01	ARROW	STAIR 17	LEVEL 3 THREE, STAIR 17, NO ROOF ACCESS, EXIT 1 FLOOR DOWN (DOWN ARROW)
3	R.2	STAIR EGRESS	3.02	ARROW	STAIR 16	LEVEL 3 THREE, STAIR 16, ROOF ACCESS, EXIT 1 FLOOR DOWN (DOWN ARROW)
4	R.2	STAIR EGRESS	4.01	ARROW	STAIR 17	LEVEL 4 FOUR, STAIR 17, NO ROOF ACCESS, EXIT 2 FLOORS DOWN (DOWN ARROW)
4	R.2	STAIR EGRESS	4.02	ARROW	STAIR 16	LEVEL 4 FOUR, STAIR 16, ROOF ACCESS, EXIT 2 FLOORS DOWN (DOWN ARROW)
5	R.2	STAIR EGRESS	5.01	ARROW	STAIR 16	LEVEL 5 FIVE, STAIR 16, ROOF ACCESS, EXIT 3 FLOORS DOWN (DOWN ARROW)

3

SHEET NOTES

1. Counter Sunk Screw: Where visible, paint to match adjacent surfaces
2. Sign Body: MF1
3. Internal Armature: As necessary to prevent oil-canning, type determined by fabricator
4. Fluorescent Tube or LED
5. Ballasts (or equivalent) for Flourescent Tube or LED
6. Sign Frame: MF1, aluminum armiture
7. Mechanical Fastener: As necessary, steel type determined by fabricator
8. Wallpanel by G.C.: Provide blocking as necessary
9. Sign Panel: 4 mil. Dibond composite material, matte white paintable surfaces, from www. alcancompositeusa.com
10. Braille Beads: ADA compliant, match background color
11. Metal Stud: Mounted to back of Sign Body for installation
12. Fixed Sign Body
13. Moveable Sign Window
14. Fixed Sign Backer: Brake-formed aluminum
15. Sign Support: MF2, steel square pipe
16. Weld: 5/16" on all connecting edges, paint to match adjacent surfaces
17. VHB Foam Tape
18. Acetate Insert: Sign fabricator to supply first round of inserts and word processing templates for creating new inserts
19. Raised Lettering and/or Symbol: ADA compliant, match P1
20. Concealed Blocking: by G.C.
21. Sign Frame: MF1, P4, Mechanically fastened to the wall with concealed, anti-corrosive fasteners
22. Internally illuminated Sign Face: AC1 with V2 on 2nd surface. Removable for light fixture maintenance.
23. Neon or LED: White
24. Weep Holes
25. Transformer : in weatherproof case, connect to remote switch (and photocel/digital timer if requested). Switch location TBD with owner.
26. Halo lit ribbon letter: MF1, P3, Grind smooth all exposed welds. No visible fasteners/seams on front surface. Mechanically fastened to the wall with concealed, anti-corrosive fasteners.
27. Mounting Rod: MF1, P 1, double bolted on each end. As minimum appearance as possible. Fabricator to coordinate with GC to install support prior to wall being finished.
28. Rubber Gasket
29. Text: Direct print to second surface of glass
30. Solid Surfacing by G.C.

GENERAL NOTES

Portland International Jetport

1001 Westbrook Street
Portland, Maine 04102

Gensler
2020 K Street, Northwest
Suite 200
Washington DC 20006
Telephone 202.721.5200
Facsimile 202.872.8587

Issue	Date & Issue Description	By	Check
01	01/23/09		
	95% CONSTRUCTION DOCUMENTS	BR	CK
02	10/26/09	BR/SH	MJ/TO
	ISSUED FOR PERMIT		

Seal/Signature

Project Name
PWM Terminal Enhancement

Project Number
09.6395.000

Description
SIGNAGE & WAYFINDING: ELEVATIONS, SECTIONS, DETAILS

Scale
As incicated

A07.12.07

© 2009 Gensler