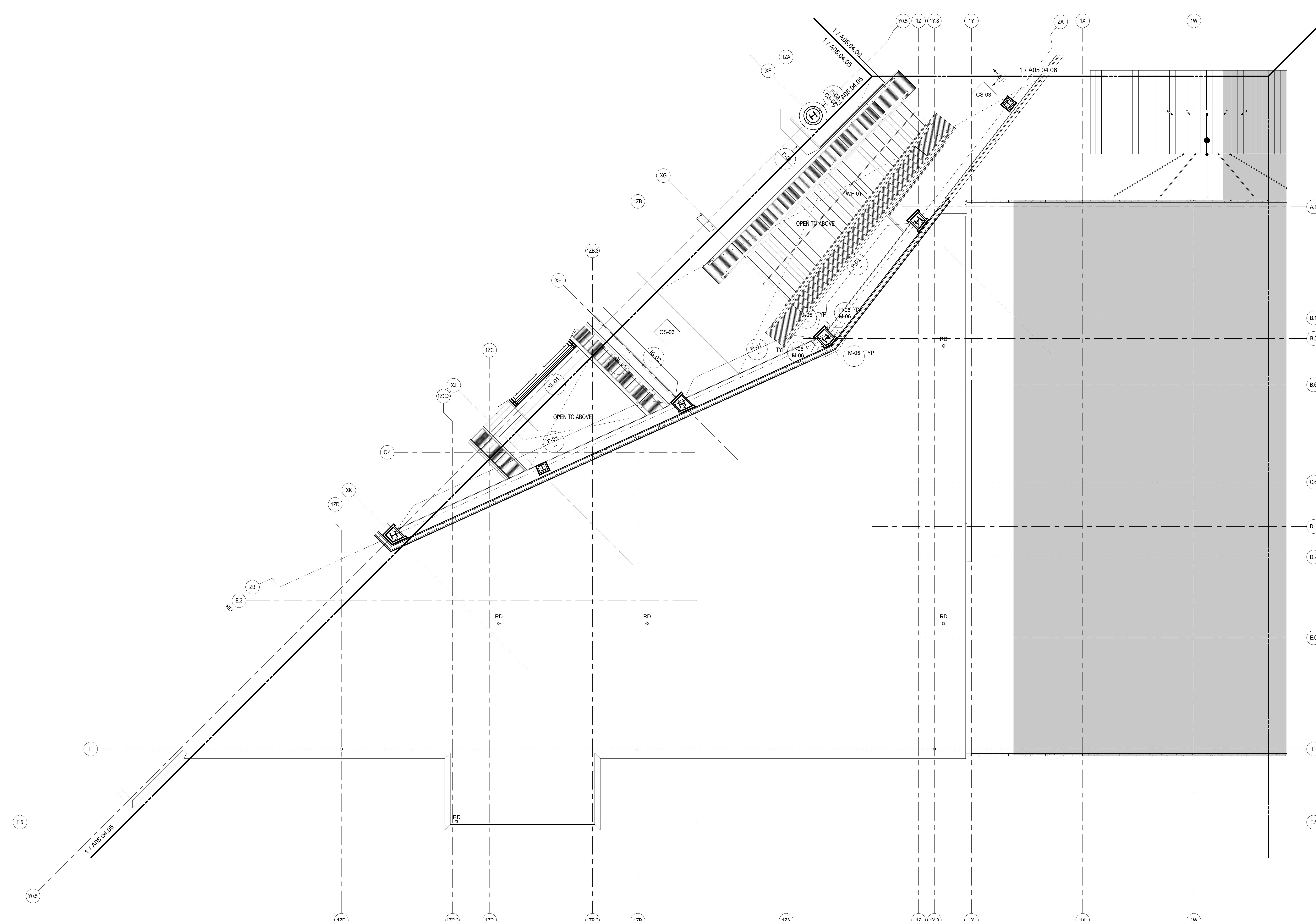


SHEET NOTES

- 01 SOFF-CUT CONTROL JOINT, TYP. REFER TO 9/A12.76
- 02 STAINLESS STEEL M-04 PLATE AT FLOOR/LEDGE ADJACENT TO ESCALATOR.
- 03 RACEWAY DUCT, RE: TO DETAIL 9/A12.76 AND RE: ELECTRICAL DRAWINGS FOR ADDITIONAL INFORMATION.
- 04 REFER TO ELEVATION FOR FINISHES
- 05 FOR TRANSITION BETWEEN CONCRETE CS-03 AND CONCRETE CS-04 REFER TO DETAIL 7/A12.76
- 06 INTERIOR OF ELEVATOR HOISTWAY TO BE PAINTED P-01

Portland International Jetport
 1001 Westbrook Street
 Portland, Maine 04102

Gensler
 2020 K Street, Northwest
 Suite 200
 Washington DC 20006
 Telephone 202.721.5200
 Facsimile 202.872.8587




ROOM FINISH GROUPS

- 1) MDF/DF/ELEC CLOSETS
 WALLS: P-01
 BASE: WB-04
 FLOORS: RT-01
- 2) BOH SUPPORT
 WALLS: P-06
 BASE: WB-04
 FLOORS: RT-02
- 3) MECH/ELEC RM
 WALLS: P-01
 BASE: WB-03
 FLOORS: CS-01
- 4) SERV. CORR
 WALLS: P-06/ WP-01
 BASE: WB-04
 FLOORS: CS-01
- 5) STORAGE SPACES
 WALLS: P-06
 BASE: WB-04
 FLOORS: CS-01
- 6) VESTIBULE/SERV. CORR
 WALLS: P-06/ WP-01 (2'-10" HIGH A.F.F.)
 BASE: WB-04
 FLOORS: RT-02
- 7) EGRESS STAIRS
 WALLS: P-06
 FLOORS: CS-01
 RAILINGS: P-05
- 8) SECURITY OPS
 WALLS: P-01
 BASE: WB-02
 FLOORS: CP-01


GENERAL NOTES

- A ALL WALL FINISHES TO BE PAINTED IN P-01 U.O.N.
- B ALL FLOOR FINISHES TO BE CS-01 U.O.N.
- C FOR TRANSITIONS DETAILS REFER TO A12.73
- D FOR TRANSITIONS BETWEEN CONCRETE AND RESILIENT TILE REFER TO DETAIL 4/A12.76
- E FOR TRANSITIONS BETWEEN CARPET AND CONCRETE REFER TO DETAIL 9/A12.76
- F FOR TRANSITIONS BETWEEN RESILIENT TILE AND CARPET REFER TO DETAIL 3/A12.76
- G FOR TRANSITION BETWEEN CONCRETE AND CERAMIC TILE REFER TO DETAIL 9/A12.76
- H FOR TRANSITION BETWEEN CONCRETE CS-03 AND CS-04 REFER TO DETAIL 7/A12.76
- I FOR EXTERIOR FINISHES REFER TO EXTERIOR ELEVATIONS FOR ADDITIONAL INFORMATION.
- J WP-01 WALL PROTECTION TO BE 2'-10" HIGH AFF. U.O.N.

KEY PLAN



Issue	Date & Issue Description	By	Check
01	09/22/09		
02	DESIGN DEVELOPMENT		
03	75% CONSTRUCTION DOCUMENTS		
04	95% CONSTRUCTION DOCUMENTS		
04	10/28/09		
	ISSUED FOR PERMIT		

Seal/Signature


Project Name
 PWM Terminal Enhancement

Project Number
 09.6395.000

Description
 FINISH PLAN - LEVEL 4 - ZONE 4

Scale
 As indicated

A05.04.04

© 2009 Gensler