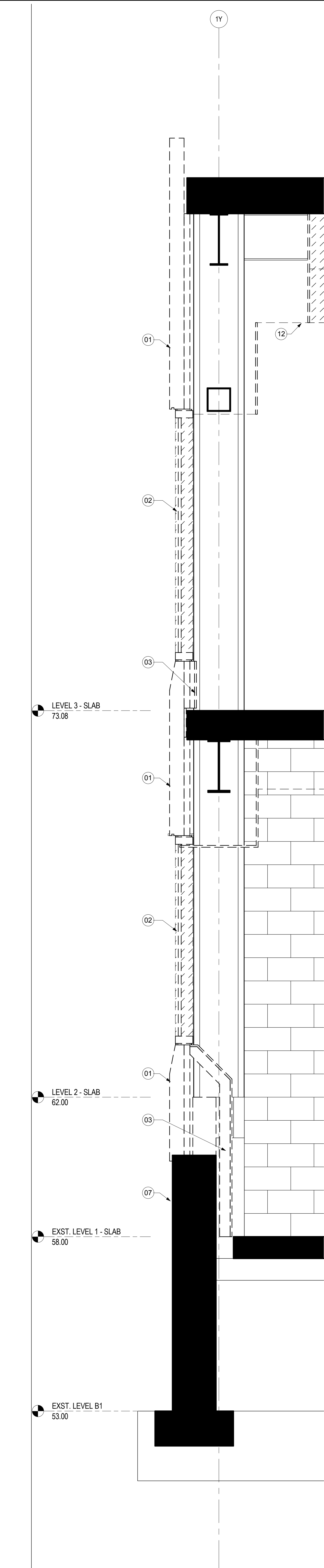


DEMOLITION WALL SECTION - C6

SCALE: 3/4" = 1'-0"

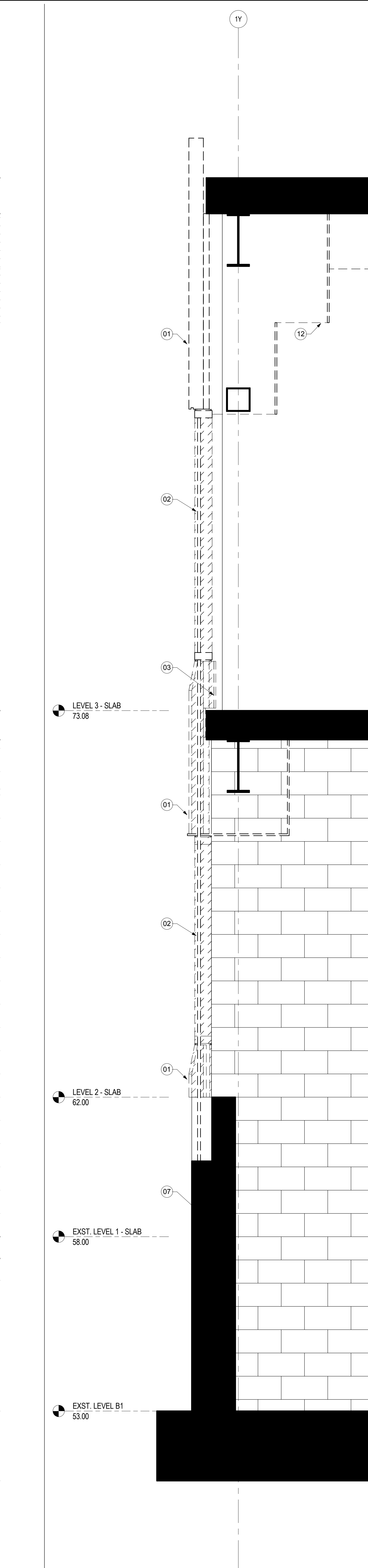
A01.01.04



DEMOLITION WALL SECTION - B6

SCALE: 3/4" = 1'-0"

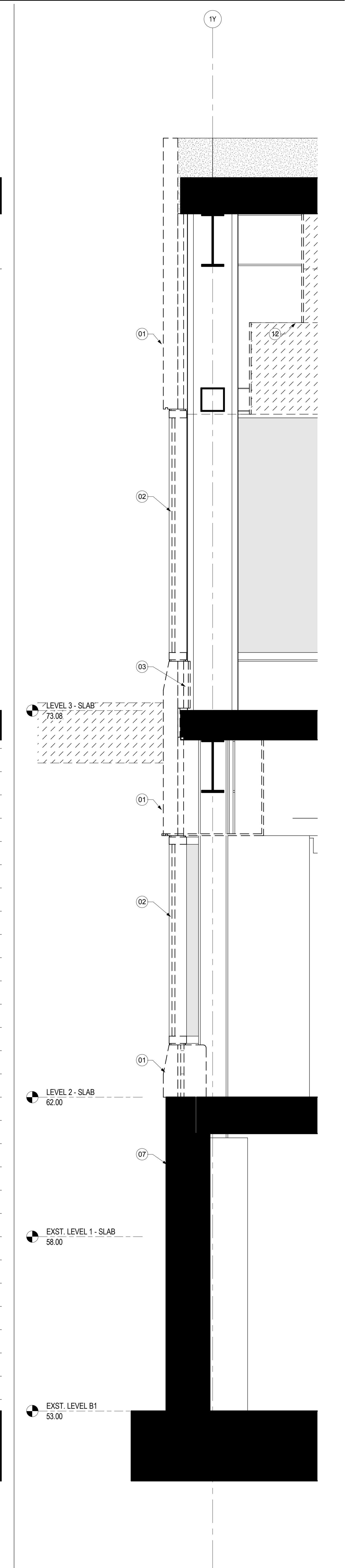
A01.01.04



DEMOLITION WALL SECTION - B1

SCALE: 3/4" = 1'-0"

A01.01.04



DEMOLITION WALL SECTION - A1

SCALE: 3/4" = 1'-0"

A01.01.04

**SHEET NOTES**

- 01 DEMOLISH 5" THK PRECAST WALL PANEL, INSULATION AND 6" THK CMU BACK UP (FULL WALL HEIGHT)
- 02 DEMOLISH ALUMINUM STOREFRONT (FULL WALL HEIGHT)
- 03 DEMOLISH GWB INTERIOR FINISH (FULL WALL HEIGHT)
- 04 DEMOLISH EXISTING ROOF ASSEMBLY AND ASSOCIATED STRUCTURE.
- 05 DEMOLISH CONCRETE STAIR AND METAL HANDRAILS
- 06 DEMOLISH IN ITS ENTIRETY DASHED IN PARTITIONS, DOORS, DOOR FRAMES, STOREFRONT SYSTEMS AND WALL FINISHES.
- 07 EXISTING FOUNDATION WALL TO REMAIN.
- 08 DEMOLISH EXISTING STEEL FRAMING
- 09 DEMOLISH EXISTING FOUNDATION WALL
- 10 DEMOLISH EXISTING FLOOR SLAB.
- 11 DEMOLISH PORTION OF EXISTING COLUMN AT CANOPY. RE: STRUCTURAL DRAWINGS FOR MORE INFORMATION.
- 12 DEMOLISH ONLY AS REQUIRED EXISTING CEILING SYSTEM AND LIGHTS. RETAIN AND STORE AS MUCH AS POSSIBLE FOR REINSTALLATION.
- 14 DEMOLISH METAL CANOPY SECTION INCLUDING ROOF AND FRAMING. RE: STRUCTURAL DRAWINGS FOR MORE INFORMATION.
- 15 DEMOLISH IN ITS ENTIRETY THE BAGGAGE TUNNEL ENCLOSURE.
- 16 DEMOLISH PORTION OF CONCRETE SLAB. COORDINATE EXTENT OF DEMOLITION WITH NEW CONSTRUCTION.
- 17 DEMOLISH EXISTING METAL GRILL PANEL AND ASSOCIATED STEEL CONNECTIONS.
- 18 DEMOLISH EXISTING METAL PRIVACY SCREEN AND ASSOCIATED STEEL CONNECTIONS.
- 19 DEMOLISH EXISTING RAILING, RAIL INFILL PANEL AND BUMPER GUARD. COORDINATE EXTENT OF DEMOLITION WITH NEW CONSTRUCTION.
- 20 EXISTING RAILING AND BUMPER GUARD TO REMAIN.
- 21 DEMOLISH EXISTING ROD AT GARAGE CANOPY AND ASSOCIATED STEEL CONNECTIONS AT PARKING LEVEL 4 STEEL. RE: STRUCTURAL DRAWINGS FOR MORE INFORMATION.
- 22 GRIND DOWN 2" HIGH WASH AT PERIMETER EDGE AND PRECAST CURB TO BE LEVEL WITH SLAB. RE: PLAN FOR EXTENT OF WORK.
- 23 REMOVE AND SALVAGE EXISTING METAL GRILL PANEL AND ASSOCIATED STEEL CONNECTIONS. TO BE RELOCATED/REUSED IN NEW CONSTRUCTION.
- 24 REMOVE AND SALVAGE EXISTING METAL PRIVACY SCREEN AND ASSOCIATED STEEL CONNECTIONS. TO BE RELOCATED/REUSED IN NEW CONSTRUCTION.

**GENERAL NOTES**


- A ALL ELEMENTS SHOWN DASHED (INCLUDING BUT NOT LIMITED TO CONCRETE WALLS, FOOTINGS, FACADE ASSEMBLY FINISHES, DOORS, FRAMES, HARDWARE) TO BE DEMOLISHED IN ITS ENTIRETY.
- B PROVIDE ALL NECESSARY DEMOLITION PRIOR TO CONSTRUCTION.
- C IT IS THE INTENT OF THESE DRAWINGS THAT EXISTING WALLS AND FINISHES TO REMAIN, U.O.N.
- D CONTRACTOR SHALL VERIFY FIELD CONDITIONS AND NOTIFY ARCHITECT OF ALL DISCREPANCIES BEFORE PROCEEDING WITH WORK.

Portland International  
Jetport  
1001 Westbrook Street  
Portland, Maine 04102

**Gensler**  
2020 K Street, Northwest  
Suite 200  
Washington DC 20006  
Telephone 202.721.5200  
Facsimile 202.872.8587

Issue	Date & Issue Description	By	Check
01	07/11/08		
02	09/22/08		
03	12/03/08		
04	01/23/09		
05	10/26/09		

Seal/Signature



Project Name  
PJM Terminal Enhancement

Project Number  
09.6395.000

Description  
DEMOLITION SECTIONS

Scale  
As indicated

**A01.DS1**

© 2009 Gensler