

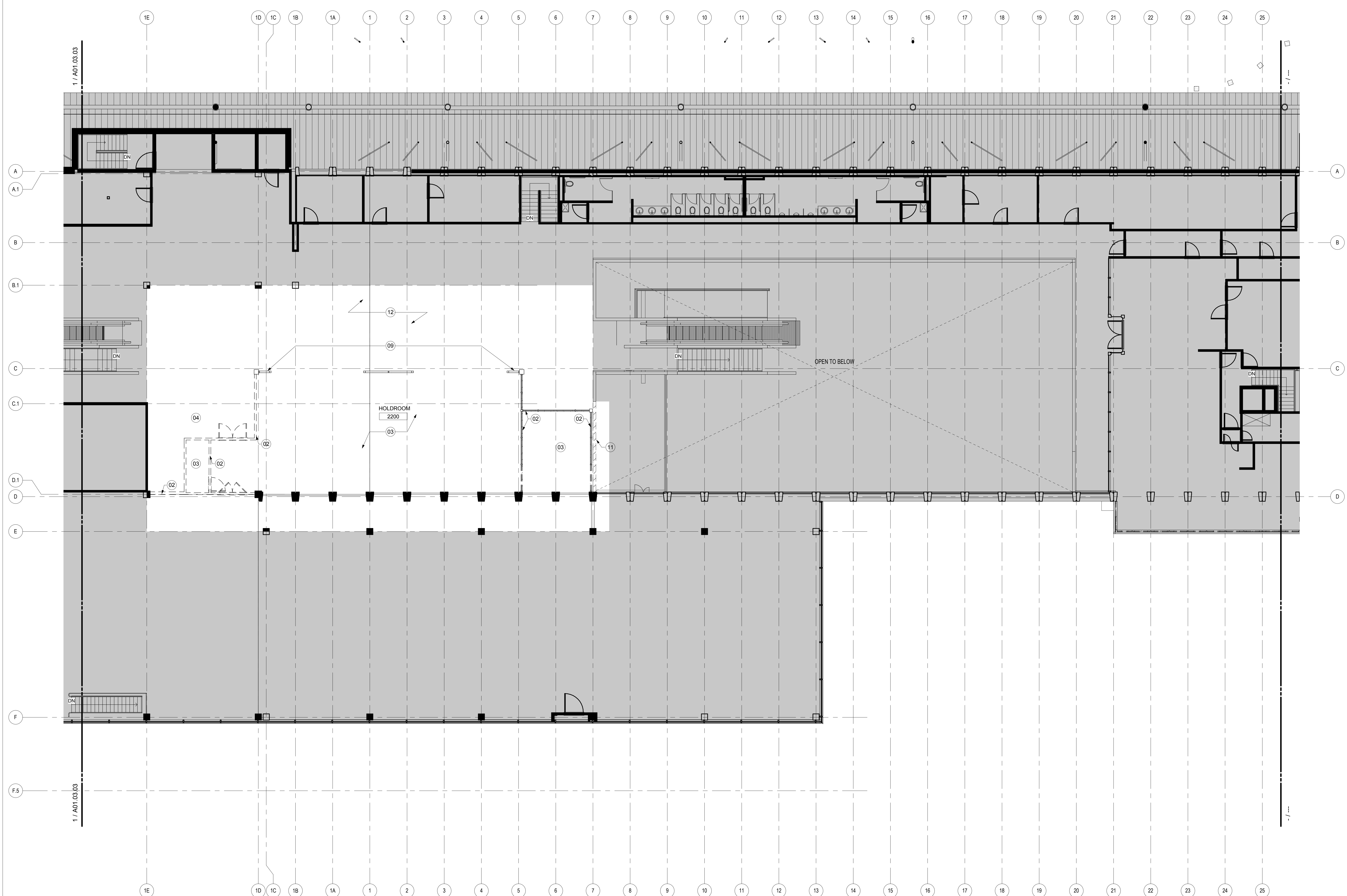
SHEET NOTES

- 01 DEMOLISH EXISTING CANOPY STRUCTURE. COORDINATE EXTENT WITH NEW CONSTRUCTION. RE: STRUCTURAL DRAWINGS FOR MORE INFORMATION.
- 02 DEMOLISH IN ITS ENTIRETY DASHED IN PARTITIONS, DOORS, DOOR FRAMES, STOREFRONT SYSTEMS AND WALL FINISHES.
- 03 DEMOLISH ALL EXISTING CEILING AND FLOOR FINISHES IN THIS AREA. COORDINATE EXTENT OF DEMOLITION WITH NEW CONSTRUCTION.
- 04 DEMOLISH ALL EXISTING CEILING AND FLOOR FINISHES IN THIS AREA. COORDINATE EXTENT OF DEMOLITION WITH NEW CONSTRUCTION.
- 05 REMOVE AND SALVAGE EXISTING BOLLARDS IN THIS AREA TO BE RELOCATED.
- 06 DEMOLISH EXISTING PRECAST WALL PANEL, CMU BACK UP, WINDOW UNIT, STOOL AND INTERIOR GYPSUM BOARD FURROUT.
- 07 DEMOLISH IN ITS ENTIRETY CONCRETE STAIR, RAILING, PRECAST ENCLOSURE AND STEEL FRAMING.
- 08 DEMOLISH EXISTING TUBE STEEL BUMPER, HANDRAIL AND HANDRAIL INFILL PANEL IN THIS AREA. COORDINATE EXTENT OF DEMOLITION WITH NEW CONSTRUCTION.
- 09 DEMOLISH EXISTING ALUMINUM STOREFRONT AND SLIDING GLASS DOORS.
- 10 DEMOLISH EXISTING ROOF AT GARAGE CANOPY AND ASSOCIATED STEEL CONNECTIONS AT PARKING LEVEL 4 STEEL. RE: STRUCTURAL DRAWINGS FOR MORE INFORMATION.
- 11 DEMOLISH EXISTING PARTIAL HEIGHT WALL/RAILING. COORDINATE EXTENT OF DEMOLITION WITH NEW CONSTRUCTION.
- 12 DEMOLISH ACT CEILING TILE AND GRID IN ITS ENTIRETY.
- 13 DEMOLISH EXISTING METAL GRILL PANEL, PRIVACY SCREEN AND ASSOCIATED STEEL CONNECTIONS. RE: ELEVATION FOR MORE INFORMATION.
- 14 GRIND DOWN 2" HIGH WASH AT PERIMETER EDGE AND PRECAST CURB TO BE LEVEL WITH SLAB. RE: PLAN FOR EXTENT OF WORK.
- 15 RETAIN CORNER PRECAST PANELS. COORDINATE EXTENT OF DEMOLITION WITH NEW WORK.
- 16 DEMOLISH METAL CANOPY SECTION INCLUDING ROOF AND FRAMING. COORDINATE EXTENT OF DEMOLITION WITH EXTENT OF NEW CONSTRUCTION. RE: STRUCTURAL DRAWINGS FOR MORE INFORMATION.
- 17 SALVAGE FASCIA FOR REINSTALLATION AT NEW CANOPY LENGTH.

Portland International Jetport

1001 Westbrook Street
Portland, Maine 04102

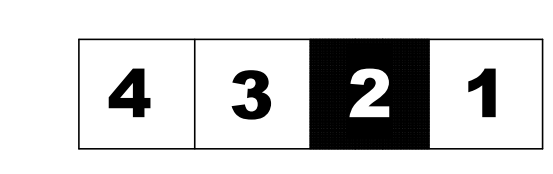
Gensler
2020 K Street, Northwest
Suite 200
Washington DC 20006
Telephone 202.721.5200
Facsimile 202.872.8587




GENERAL NOTES

- A ALL ELEMENTS SHOWN DASHED (INCLUDING BUT NOT LIMITED TO CONCRETE WALLS, FOOTINGS, FACADE ASSEMBLY FINISHES, DOORS, FRAMES, HARDWARE) TO BE DEMOLISHED IN ITS ENTIRETY.
- B PROVIDE ALL NECESSARY DEMOLITION PRIOR TO CONSTRUCTION.
- C IT IS THE INTENT OF THESE DRAWINGS THAT EXISTING WALLS AND FINISHES TO REMAIN, U.O.N.
- D CONTRACTOR SHALL VERIFY FIELD CONDITIONS AND NOTIFY ARCHITECT OF ALL DISCREPANCIES BEFORE PROCEEDING WITH WORK.

KEY PLAN



Issue	Date & Issue Description	By	Check
01	07/11/08		
02	09/22/08		
03	12/03/08		
04	01/23/09		
05	10/26/09		

Seal/Signature


Project Name
PJM Terminal Enhancement

Project Number
09.6395.000

Description
DEMOLITION PLAN - LEVEL 3 - ZONE 2

Scale
As indicated

A01.03.02

© 2009 Gensler