

GENERAL DEMOLITION NOTES

PROTECTION

- 1) ALL RULES AND REGULATIONS GOVERNING THE RESPECTIVE UTILITIES SHALL BE OBSERVED IN EXECUTING ALL WORK UNDER THIS SECTION. ALL WORK SHALL BE EXECUTED IN SUCH A MANNER AS TO PREVENT ANY DAMAGE TO THE EXISTING BUILDING, SERVICE UTILITY LINES AND STRUCTURES.
- 2) THE CONTRACTOR SHALL ASSUME FULL RESPONSIBILITY FOR DAMAGES TO THE EXISTING BUILDING AS WELL AS ADJOINING PRIVATE SPACES AND PROPERTY CAUSED BY HIS SUBCONTRACTOR'S EQUIPMENT AND PERSONNEL.
- 3) PERFORM THE WORK IN SUCH A MANNER AS TO CAUSE NO INTERFERENCE WITH ACCESS BY THIS SUBCONTRACTOR OR OTHER CONTRACTORS TO ALL PORTIONS OF THE BUILDING AS NECESSARY FOR THE NORMAL CONDUCT OF THEIR WORK.
- 4) THE CONTRACTOR SHALL NOT COMMENCE WORK UNTIL ITEMS SCHEDULED TO REMAIN HAVE BEEN ADEQUATELY PROTECTED. TAKE ALL POSSIBLE PRECAUTIONS TO AVOID DAMAGING THOSE ITEMS WHICH HAVE BEEN SPECIFIED BY THE OWNER TO BE SALVAGED AND/OR STOCKPILED.

PREPARATION

- 1) NOTIFY ALL CORPORATIONS, COMPANIES, INDIVIDUALS OR LOCAL AUTHORITIES OWNING, OR HAVING JURISDICTION OVER UTILITIES RUNNING TO, THROUGH OR ACROSS AREAS TO BE DISTURBED BY DEMOLITION OPERATIONS.
- 2) HAVE ALL UTILITY SERVICES NOT OTHERWISE DESIGNATED TO BE DISCONNECTED BY THE CONTRACTOR, DISCONNECTED AT SERVICE MAINS BY THE GOVERNING UTILITY INVOLVED, UNLESS OTHERWISE SHOWN ON THE DRAWINGS OR DIRECTED BY THE ARCHITECT.
- 3) PROVIDE ALL SHORING & BRACING OF ETR STRUCTURE AS REGD TO PERFORM DEMOLITION OPERATIONS.

DEMOLITION

- 1) DEMOLISH DESIGNATED EXISTING FEATURES ABOVE AND BELOW FLOOR LEVELS, WITHIN THE CONTRACT LIMIT LINES, AS NOTED TO PREPARE THE BUILDING FOR ALL OTHER WORK AS SPECIFIED OR AS SHOWN ON THE DRAWINGS AND AS ORDERED BY THE ARCHITECT.
- 2) COMPLY WITH ALL STATE OF MAINE DEPARTMENT OF HEALTH STANDARDS DURING DEMOLITION OPERATIONS.
- 3) REMOVE AND SALVAGE MATERIAL REQUIRED FOR LATER REUSE AS SHOWN ON THE DRAWINGS AND AS DIRECTED BY THE ARCHITECT.
- 4) REMOVE AND DISPOSE OF ALL UNSUITABLE MATERIAL OFF SITE. THE OWNER SHALL HAVE RIGHT OF FIRST REFUSAL FOR ALL MATERIALS. REMOVE ANY STOCKPILED MATERIAL DEEMED SURPLUS BY THE ARCHITECT AT NO ADDITIONAL COST TO THE OWNER.
- 5) REFER TO KEYED DEMOLITION NOTES AND THE DEMOLITION FLOOR PLAN FOR FURTHER CLARIFICATION OF ITEMS SCHEDULED FOR DEMOLITION.

DISPOSAL AND CLEAN UP

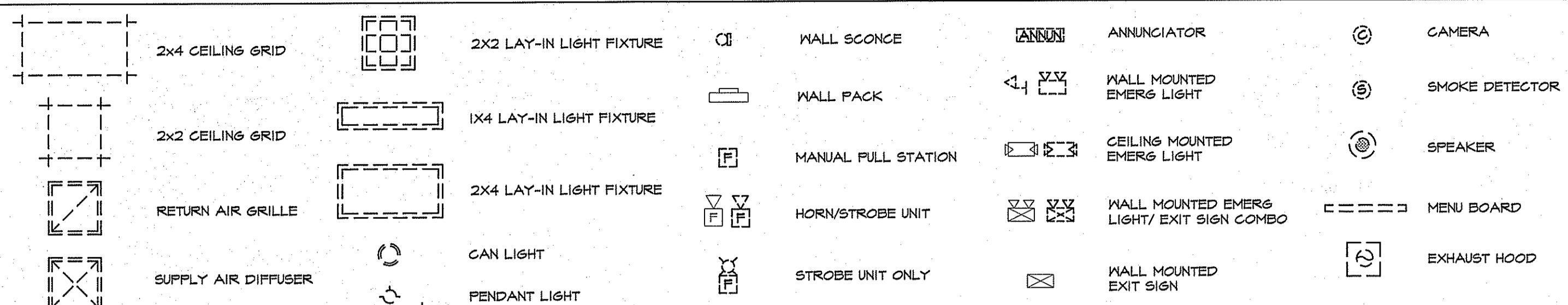
- 1) PROMPTLY REMOVE ANY DEMOLITION DEBRIS OR SIMILAR MATERIAL, KEEPING THE AREA CLEAN AT ALL TIMES.
- 2) DEMOLISHED MATERIAL
 - A) ALL DEMOLISHED MATERIAL DECLARED UNSUITABLE BY THE ARCHITECT SHALL BECOME THE PROPERTY OF THE CONTRACTOR AND SHALL BE LEGALLY DISPOSED OF OFF THE PREMISES, UNLESS OTHERWISE INDICATED OR SPECIFIED.
 - B) KEEP ALL EXITS, PUBLIC WAYS AND EGRESS PASSAGEWAYS CLEAR OF ALL DEBRIS AT ALL TIMES.
- 3) PREMISES: LEAVE THE PREMISES IN A SAFE, CLEAN AND RELATIVELY ORDERLY CONDITION UPON COMPLETION OF WORK.

KEYED DEMOLITION NOTES

AV FLOOR DEMO NOTES

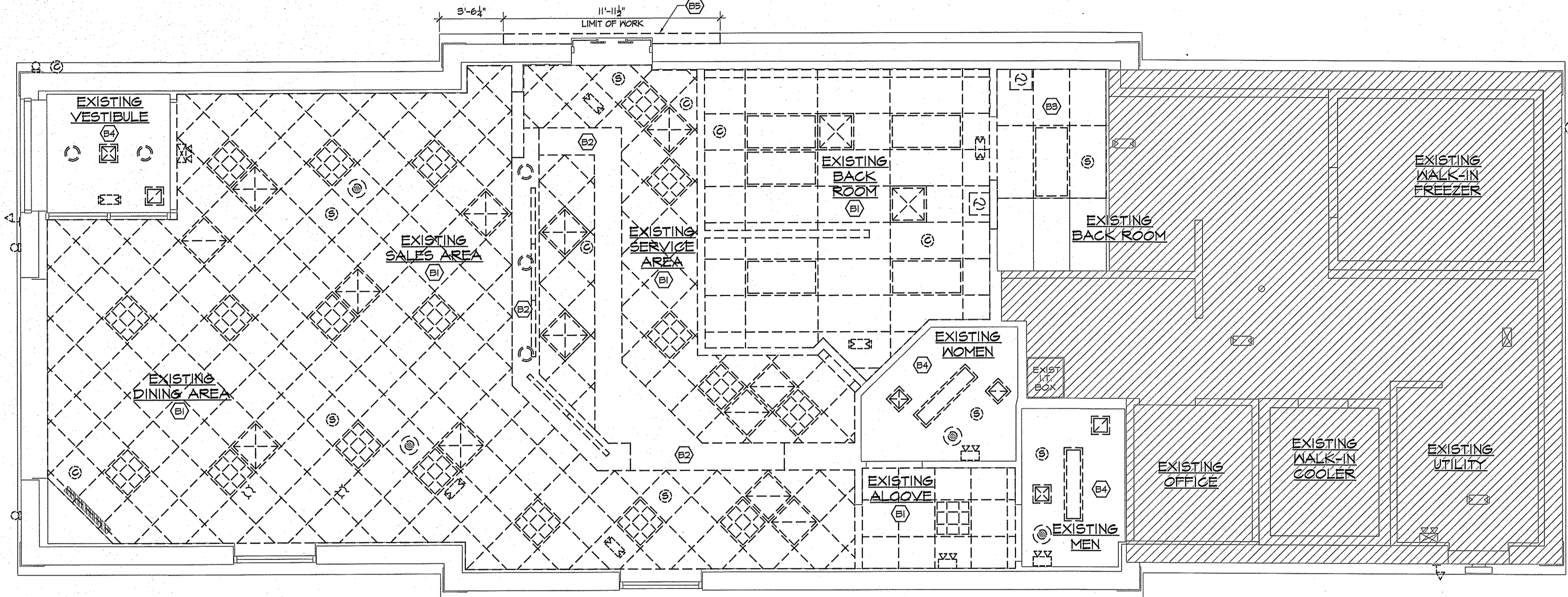
- AV1 REMOVE MILLWORK, COUNTERTOPS, EQUIPMENT & ALL RELATED ACCESSORIES AS SHOWN. SOME EQUIPMENT MAY BE SALVAGED & REUSED IN NEW LAYOUT AT FRANCHISEE'S DISCRETION. CUT & CAP ELECTRICAL, WASTE AND/OR WATER LINES AS REGD TO RECEIVE NEW WORK.
- AV2 REMOVE ALL WALL FINISHES & WALL MOUNTED EQUIPMENT. SALVAGE WALL MOUNTED EQUIPMENT FOR REINSTALLATION IN NEW LAYOUT.
- AV3 REMOVE TILE WALL BASE & GYP BD BACK TO STUDS.
- AV4 REMOVE ALL SEATINGS & TABLES.
- AV5 CONSULT FRANCHISEE ON REMOVAL OF WATER FILTRATION SYSTEM (IF EXISTS). VERIFY REQUIREMENTS FROM WATER TEST RESULTS VS EXISTING SYSTEM.
- AV6 CUT EXISTING WALLS FOR POS/POWER CONDUIT AS REGD. SEE E1.1.
- AV7 REMOVE STOREFRONT SYSTEM, FURRED WALL BELOW & ALL RELATED ACCESSORIES AS SHOWN.
- AV8 REMOVE HAND SINK & ALL RELATED ACCESSORIES. REMOVE WATER LINES BACK TO WALL & WASTE LINES BACK TO FLOOR & CAP AS REGD. INDIRECT DRAIN TO REMAIN.
- AV9 REMOVE 3-BAY SINK & ALL RELATED ACCESSORIES. REMOVE WATER LINES BACK TO WALL & WASTE LINES BACK TO FLOOR & CAP AS REGD.
- AV10 REMOVE 2-BAY SINK / DISH WASHER & ALL RELATED ACCESSORIES. REMOVE WATER LINES BACK TO WALL & WASTE LINES BACK TO FLOOR & CAP AS REGD.
- AV11 REMOVE PLUMBING FIXTURES, TOILET ACCESSORIES & ALL RELATED ATTACHMENTS. MAINTAIN PLUMBING & ELEC CONNECTIONS FOR REUSE IN NEW LAYOUT.
- AV12 REMOVE DOOR FULL.
- AV13 REMOVE PORTION OF PARTITION AS SHOWN. REMOVE ALL MECHANICAL, PLUMBING & ELECTRICAL ITEMS WITHIN & CAP OR ABANDON AS REGD.
- AV14 REMOVE FIRE EXTINGUISHER & FIRE EXTINGUISHER CABINET & SALVAGE ALL RELATED ACCESSORIES FOR RELOCATION IN NEW LAYOUT.
- AV15 REMOVE PARTITION AS SHOWN. REMOVE ALL MECHANICAL, PLUMBING & ELECTRICAL ITEMS WITHIN & CAP OR ABANDON AS REGD.
- AV16 REMOVE MILLWORK KNEEWALL AS SHOWN & ALL RELATED ACCESSORIES AS SHOWN.
- AV17 **ADD ALT III.** REMOVE TILE WALL BASE AND FLOOR TILE IN THIS AREA.
- AV18 REMOVE TILE WALL BASE, CHAIR RAIL, MILLWORK WALL PANEL & SUBSTRATE BEHIND MILLWORK PANELING AS SHOWN. GYP BOARD ABOVE CHAIR RAIL TO REMAIN.
- AV19 REMOVE WALL TILE & GYP BOARD BACK TO STUDS.
- AV20 REMOVE BOLLARD & ALL RELATED ACCESSORIES.
- AV21 REMOVE PORTION OF CONC CURB AS REGD FOR NEW CONC CURB INSTALLATION.

LEGEND ALL ITEMS SHOWN DASHED — ARE TO BE REMOVED

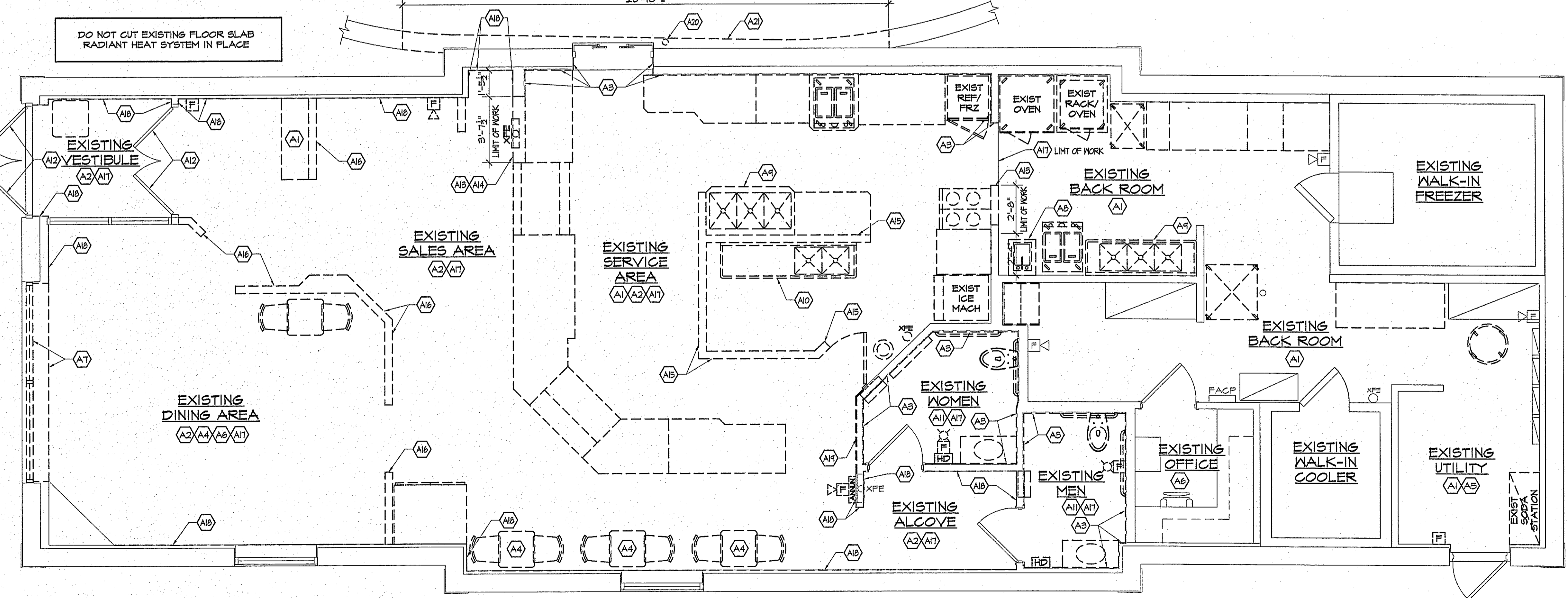


KEYED DEMOLITION NOTES

- BA CEILING DEMO NOTES**
- BA1 REMOVE SUSP CEILING SYS, LIGHT FIXTURES, CEILING MOUNTED DEVICES, SUPPLY DIFFUSERS & RETURN GRILLES FROM SUSP CEILING SYS. SALVAGE CEILING MOUNTED DEVICES, SUPPLY DIFFUSERS & RETURN GRILLES FOR REUSE IN NEW LAYOUT.
 - BA2 REMOVE SOFFIT, CAN LIGHTS, MENU BOARDS AND ALL RELATED ACCESSORIES.
 - BA3 REMOVE PORTION OF SUSP CEILING SYS, RECESSED LIGHT FIXTURE & CEILING MOUNTED DEVICES AS REGD FOR EXHAUST HOOD INSTALLATION AS SHOWN. SALVAGE CEILING MOUNTED DEVICE FOR REUSE IN NEW LAYOUT.
 - BA4 REMOVE LIGHTING, DIFFUSERS, RETURNS & CL6 MTD DEVICES FROM ETR GYP BD CL6 AS REGD FOR NEW FINISHES & SALVAGE FOR REINSTALLATION OR RELOCATION.
 - BA5 REMOVE PORTION OF ROOF OVERHANG & ALL RELATED ACCESSORIES AS REGD FOR MONOLITH CONSTRUCTION.




2 DEMOLITION REFLECTED CEILING PLAN
SCALE: 1/4" = 1'-0"
PLAN



1 DEMOLITION FLOOR PLAN
SCALE: 1/4" = 1'-0"
PLAN

© AHARONIAN & ASSOCIATES, INC. 2014




AHARONIAN & ASSOCIATES INC.
ARCHITECTS
MAINE LICENSED ARCHITECT
310 George Washington Highway
Suite 100
Smithfield, Rhode Island
0 2 9 1 7
T 401-232-5010
F 401-232-5080
WWW.ARCH-ENG.COM

DISCLAIMER

OWNERSHIP AND USE OF DOCUMENTS, DRAWINGS AND SPECIFICATIONS ARE INSTRUMENTS OF PROFESSIONAL SERVICE AND SHALL REMAIN THE PROPERTY OF THE ARCHITECT. THESE DOCUMENTS ARE NOT TO BE USED, IN WHOLE OR IN PART, FOR ANY OTHER PROJECTS OR PURPOSES OR BY ANY OTHER PARTIES THAN THOSE PROPERLY AUTHORIZED BY CONTRACT WITHOUT THE EXPRESS WRITTEN AUTHORIZATION OF THE ARCHITECT.

REVISIONS		
NUMBER	REMARKS	DATE



FOR CONSTRUCTION

PROJECT TITLE
DUNKIN' BRANDS®
[eatdrinkthink]
PC# NEW
FRESH BREW IMAGE:
CAPPUCCINO BLEND
1412 CONGRESS STREET
PORTLAND, ME
Cumberland County

DRAWING TITLE

DEMOLITION PLANS

DATE MAY 12, 2014	PROJ NO 14016
DRAWN BY JN	CHECKED BY MH

DRAWING NUMBER

D1.1