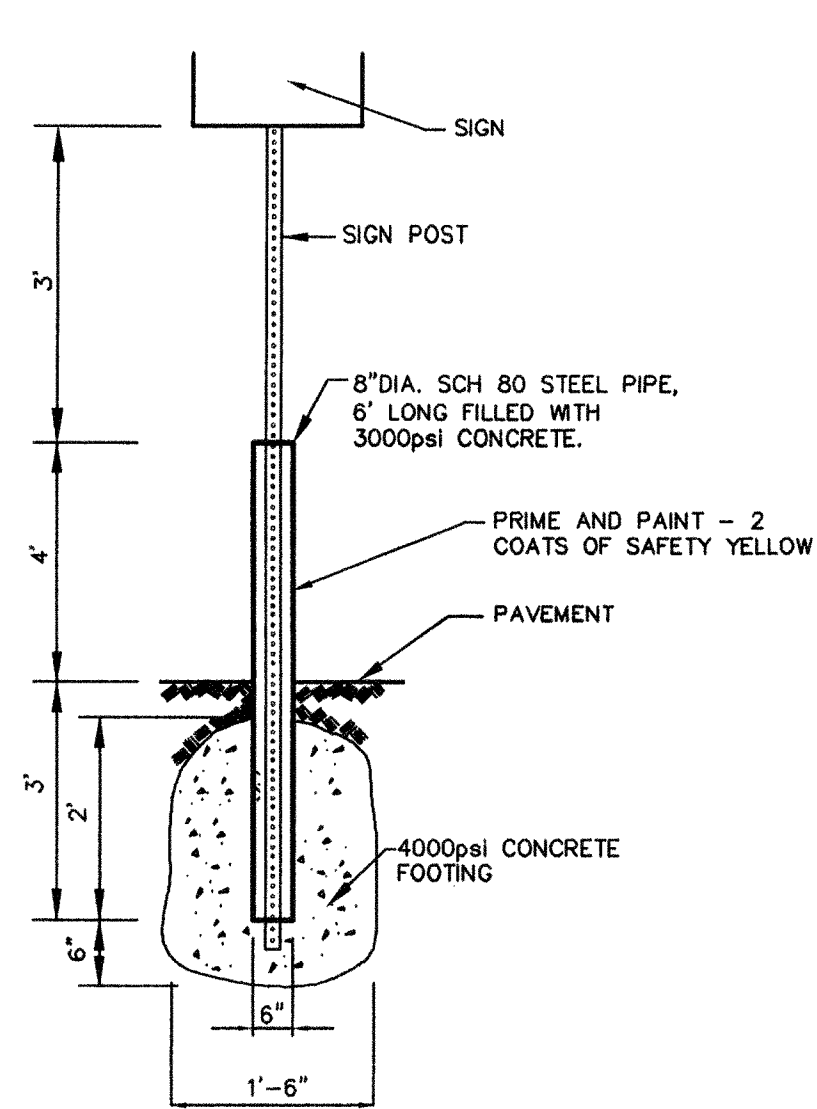
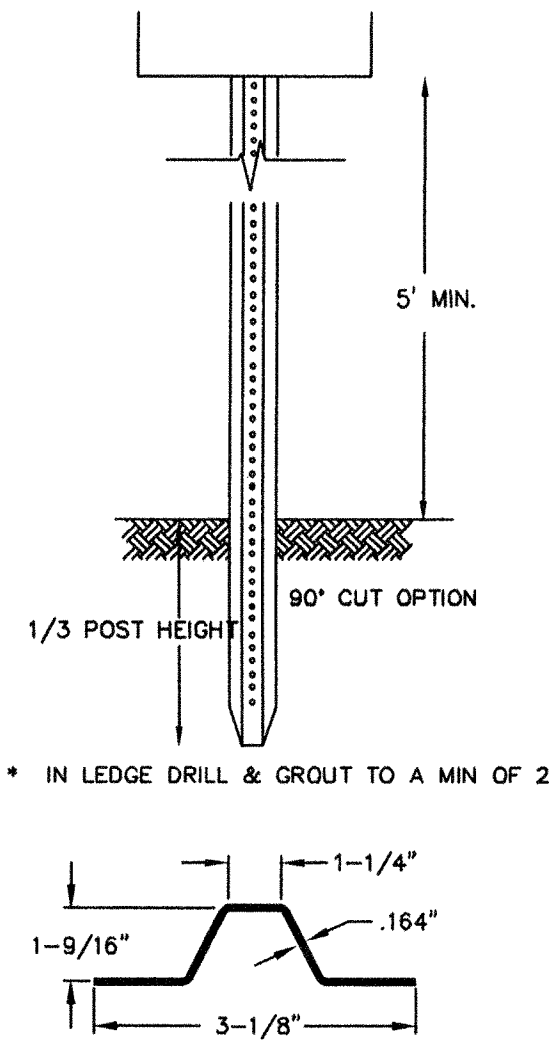
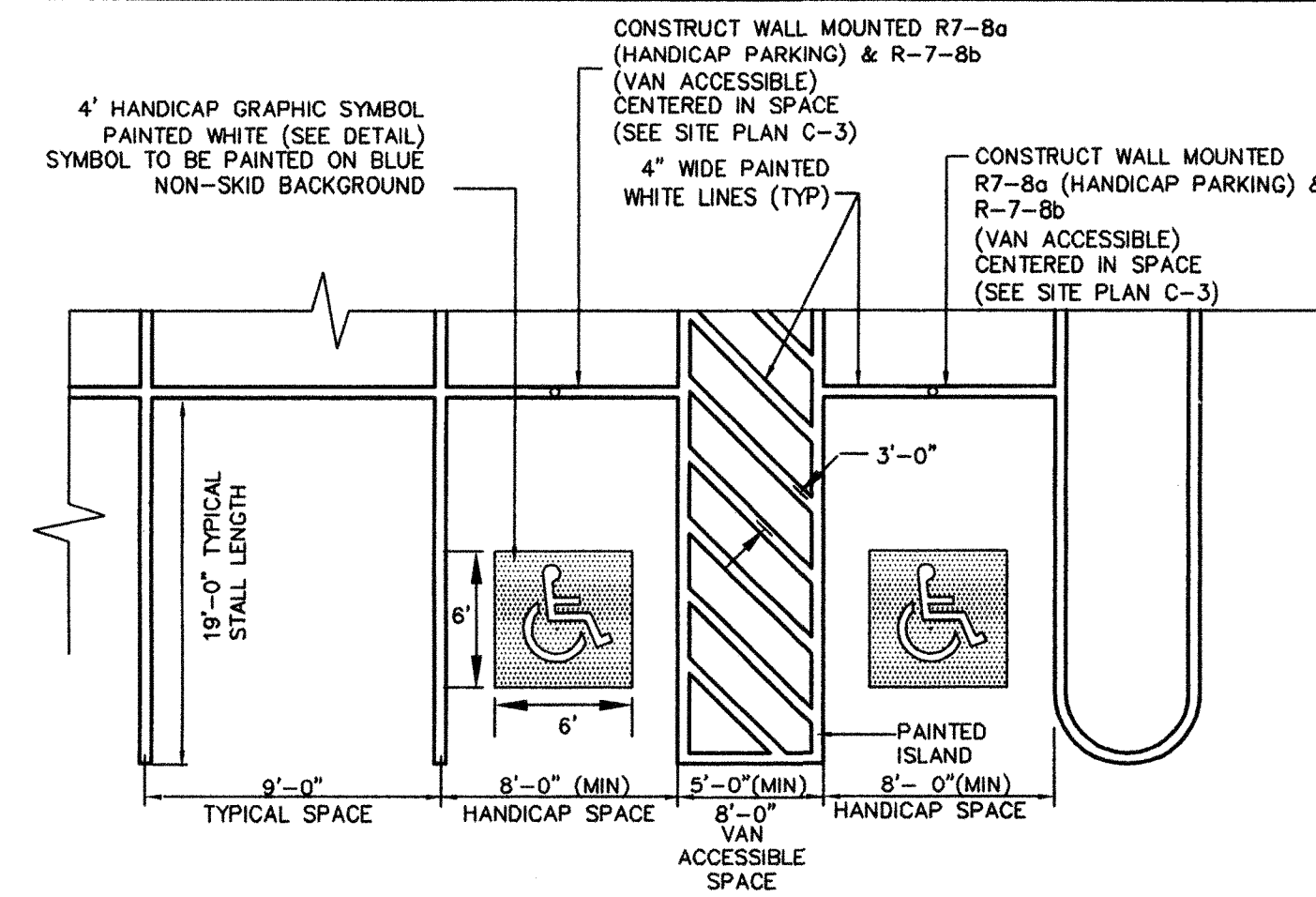


NOTE:
ALL SIGNS TO BE INSTALLED AS INDICATED IN THE MANUAL ON UNIFORM TRAFFIC CONTROL DEVICES, LATEST EDITION.
LENGTH: AS REQUIRED
WEIGHT PER LINEAR FOOT: 2.50 LBS (MIN.)
HOLE: 3/8" DIAMETER, 1" C-C FULL LENGTH
STEEL: SHALL CONFORM TO ASTM A-499 (GRADE 60) OR ASTM A-576 (GRADE 1070 - 1080)
FINISH: SHALL BE PAINTED WITH TWO COATS OF AN APPROVED MEDIUM GREEN BAKED ON OR DRIED, PAINT OF WEATHER RESISTANT QUALITY. ALL FABRICATION SHALL BE COMPLETE BEFORE PAINTING.

SIGN LEGEND & SIGN POST
NOT TO SCALE

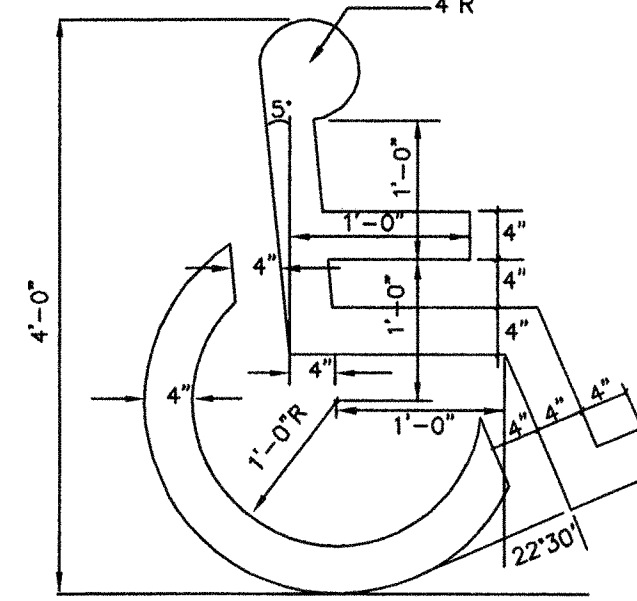


SIGN BOLLARD
NOT TO SCALE

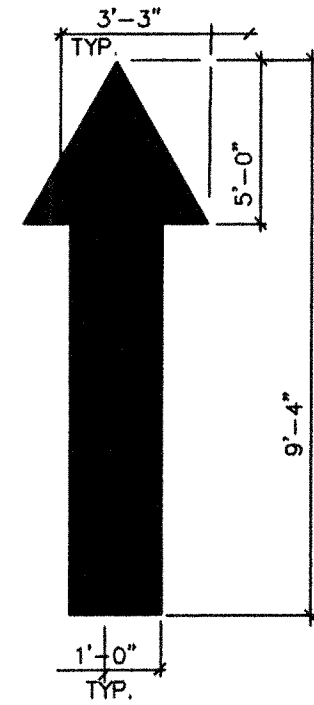


NOTE:
1. ALL PAINT SHALL BE FAST DRYING TRAFFIC PAINT, MEETING THE REQUIREMENTS OF AASHTO M248-TYPE F. PAINT SHALL BE APPLIED AS SPECIFIED BY MANUFACTURER.
2. SYMBOLS & PARKING STALLS SHALL CONFORM TO THE REQUIREMENTS OF THE AMERICAN WITH DISABILITIES ACT.
3. FINISH PAVEMENT GRADES AT ALL HANDICAP ACCESSIBLE STALLS AND PAINTED ACCESS AISLES SHALL NOT EXCEED 2% IN ANY DIRECTION.

STALL STRIPING SINGLE STRIPE
NOT TO SCALE

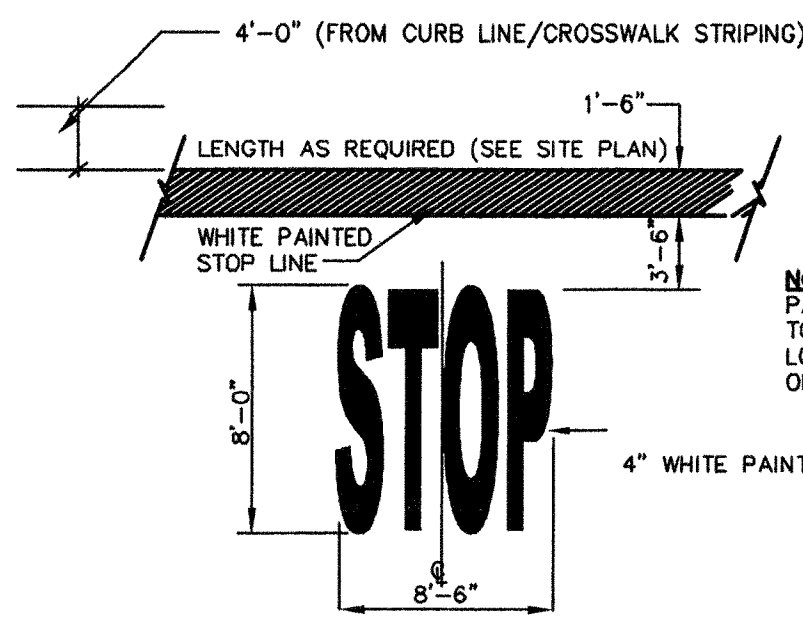


ACCESSIBLE SYMBOL
NOT TO SCALE



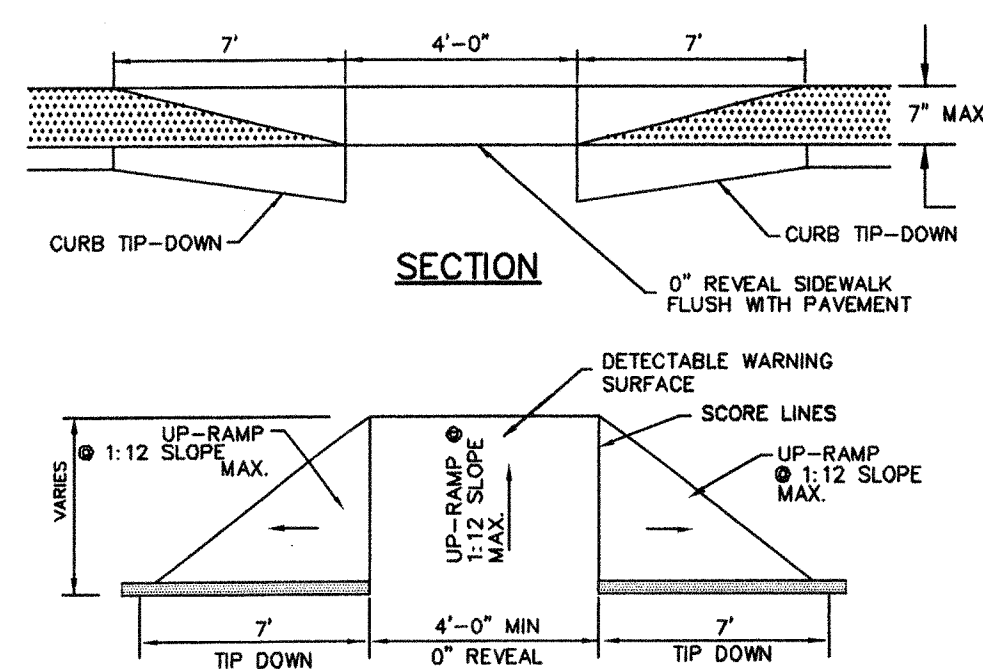
NOTES:
1. ALL FLOW ARROWS TO BE SOLID WHITE REFLECTIVE TRAFFIC PAINT AS PER DIMENSIONS ABOVE.

PAINTED TRAFFIC ARROW
NOT TO SCALE



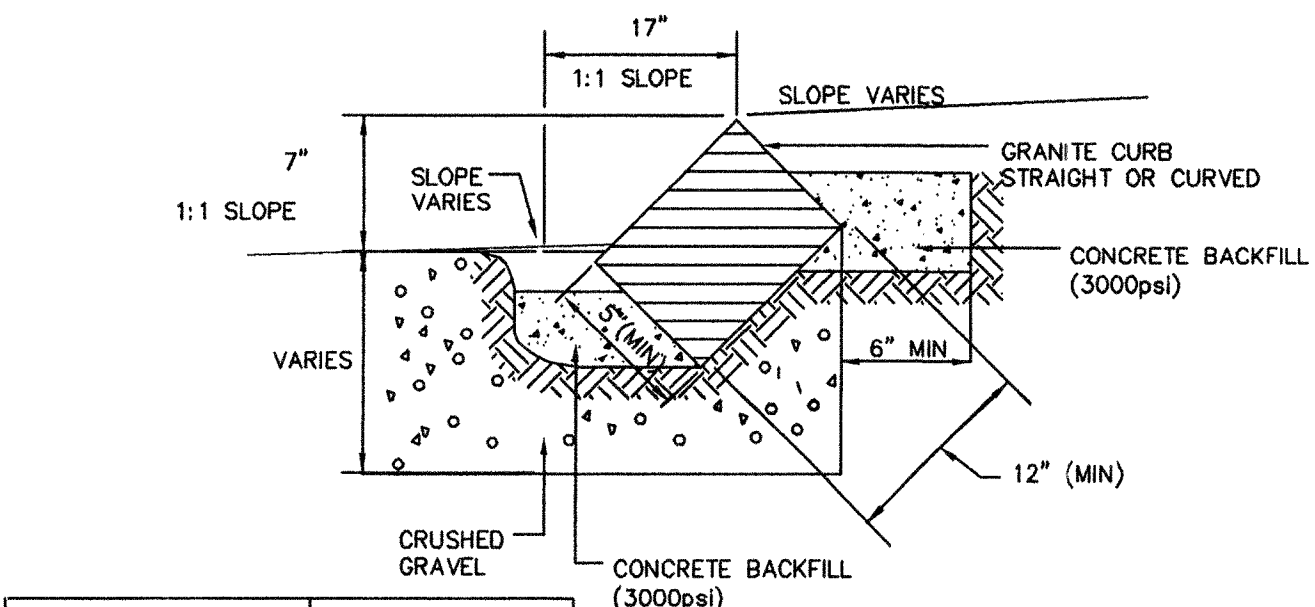
NOTE:
PAVEMENT MARKINGS TO BE INSTALLED IN LOCATIONS AS SHOWN ON SITE PLAN.

STOP BAR AND LEGEND
NOT TO SCALE



NOTES:
1. RAMPS SHALL BE CONSTRUCTED IN ACCORDANCE WITH THE AMERICAN WITH DISABILITIES ACT.
2. PROVIDE 6" COMPACTED CRUSHED GRAVEL BASE BENEATH RAMPS

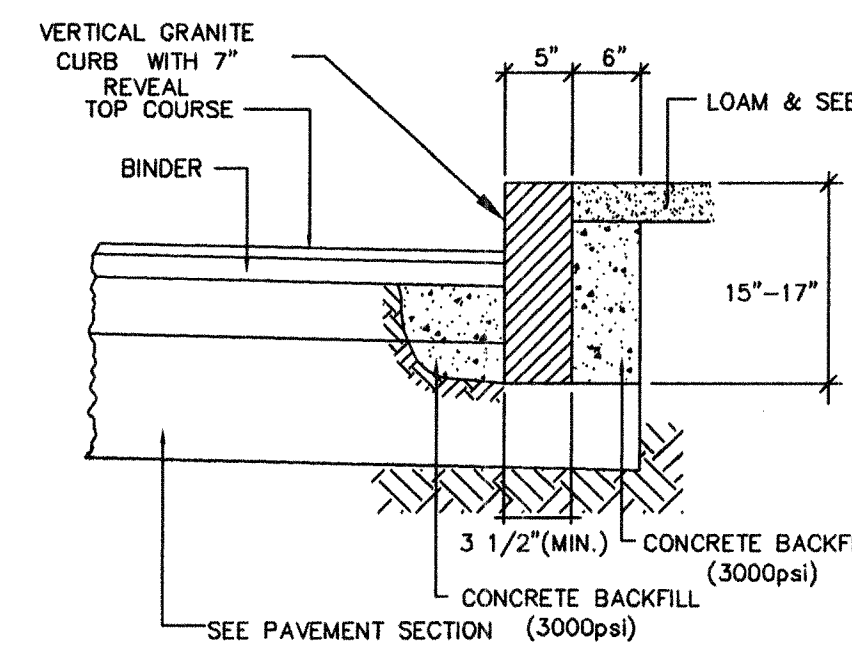
WHEELCHAIR ACCESSIBLE RAMP
NOT TO SCALE



RADIUS FOR STONES WITH SQUARE JOINTS	MAXIMUM LENGTH
<2'	USE CURVED CURB
2'-15'	USE RADIAL JOINTS
16'-28'	2'
29'-41'	3'
42'-55'	4'
56'-68'	5'
69'-82'	6'
83'-96'	7'
97'-110'	8'
OVER 110'	

NOTES:
1. ADJOINING STONES OF STRAIGHT CURB LAID ON CURVES SHALL HAVE THE SAME OR APPROXIMATELY THE SAME LENGTH.
2. MINIMUM LENGTH OF STRAIGHT CURB STONES = 18"
3. MAXIMUM LENGTH OF STRAIGHT CURB STONES = 8'
4. MAXIMUM LENGTH OF STRAIGHT CURB STONES LAID ON CURVES - SEE CHART.
5. NOT TO BE USED FOR RADIUS LESS THAN 10'.
6. JOINTS BETWEEN STONES SHALL BE MORTARED.

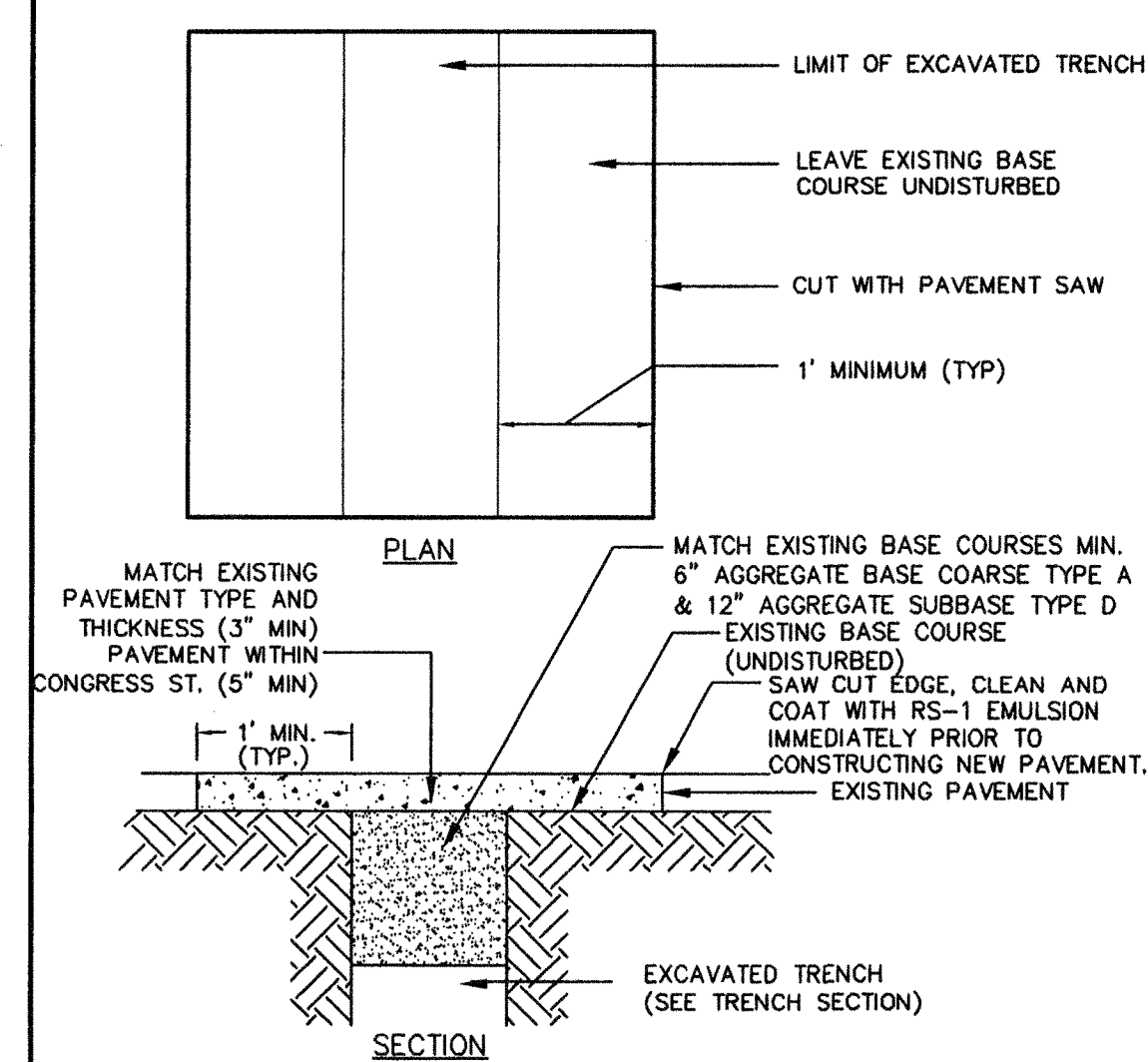
SLOPED GRANITE CURBING
NOT TO SCALE



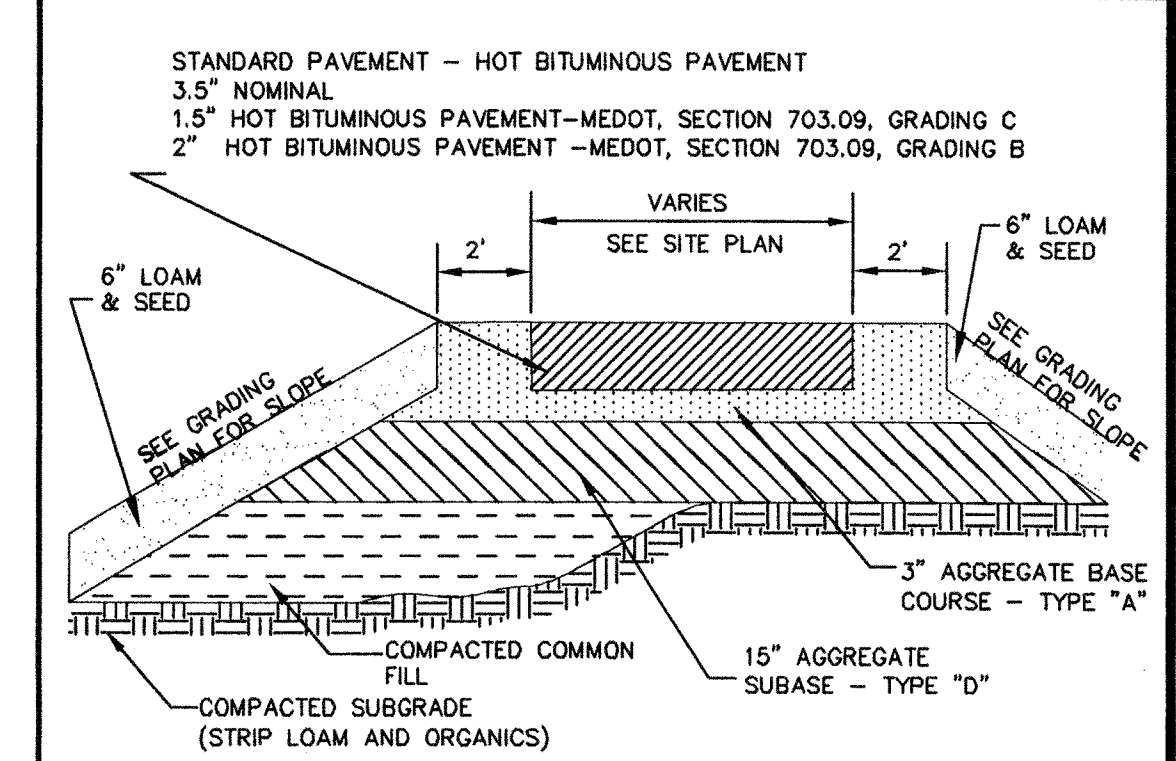
RADIUS	MAX. LENGTH
<20'	USE CURVED CURB
21'	3'
22'-28'	4'
29'-35'	5'
36'-42'	6'
43'-49'	7'
50'-56'	8'
57'-60'	9'
OVER 60'	10'

NOTES:
1. SEE SITE PLAN FOR LIMITS OF CURBING.
2. ADJOINING STONES SHALL HAVE THE SAME OR APPROXIMATELY THE SAME LENGTH.
3. MINIMUM LENGTH OF CURB STONES = 3'
4. MAXIMUM LENGTH OF CURB STONES = 10'
5. MAXIMUM LENGTH OF STRAIGHT CURB STONES LAID ON CURVES (SEE CHART).
6. JOINTS BETWEEN STONES SHOULD BE MORTARED.

VERTICAL GRANITE CURB
NOT TO SCALE



PAVEMENT TRENCH PATCH
NOT TO SCALE



NOTE:
1. SEE SITE PLAN FOR PAVEMENT WIDTH AND LOCATION.
2. SEE GRADING, DRAINAGE AND EROSION CONTROL PLAN FOR PAVEMENT SLOPE AND CROSS-SLOPE.
3. CONTRACTOR SHALL HAVE THE OPTION OF RECLAIMING THE EXISTING PAVEMENT AND REMOVING THE MATERIAL, THEN REUSING THE RECLAIMED MATERIAL AS A PAVEMENT SUBBASE.
4. HOT BITUMINOUS PAVEMENT THICKNESS WITHIN CONGRESS STREET SHALL HAVE A MINIMUM NOMINAL THICKNESS OF 5".

STANDARD DUTY PAVEMENT SECTION
NOT TO SCALE
DETAILS SHEET

DATE: JUNE 23, 2008
SCALE: AS SHOWN
DESIGNED BY: BLM/GY
DRAWN BY: SAM
APPROVED BY: BLM
PROJECT NO.: 2256
FILE NO.: 2256-DETAILS-BANK

**TD BANKNORTH
CONGRESS STREET
PORTLAND, ME**

AEI APPLIED ENGINEERING
177 CORPORATE DRIVE
PORTSMOUTH, NEW HAMPSHIRE 03801
(603) 433-8818
aei@appliedeng.com