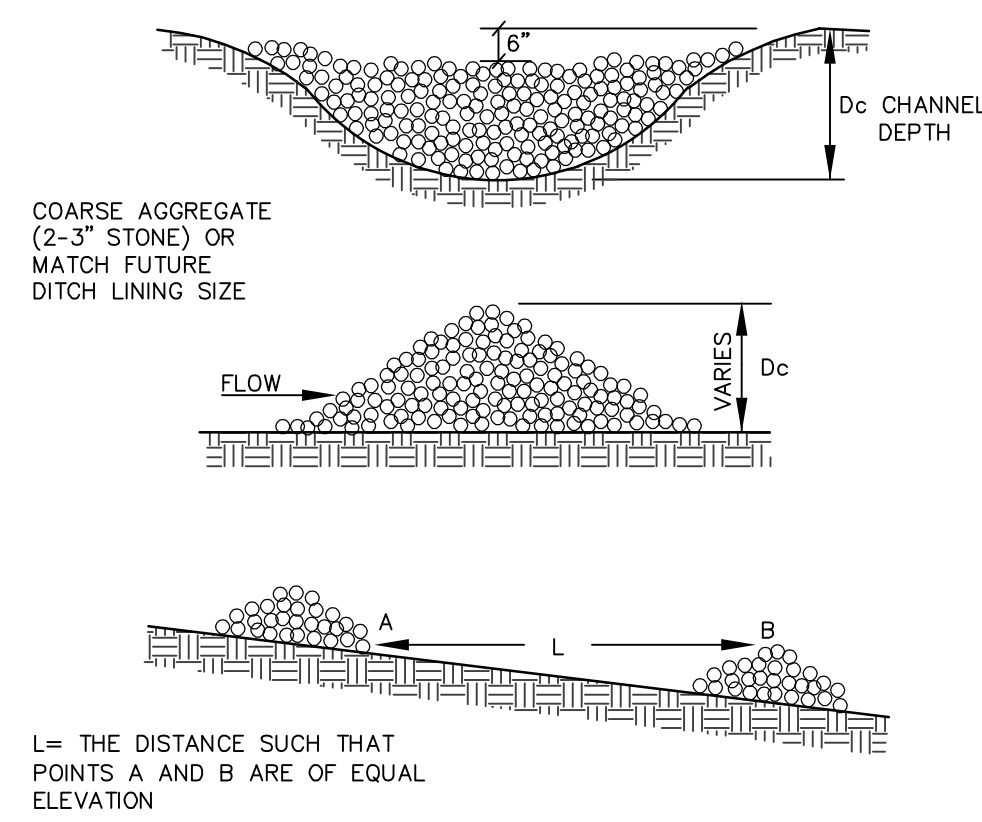
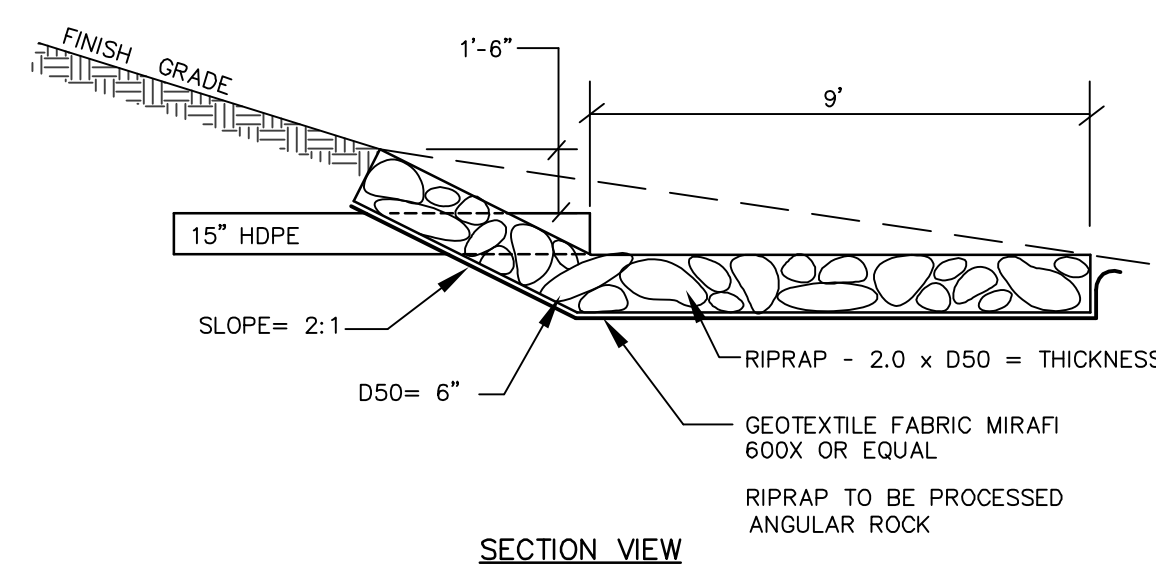
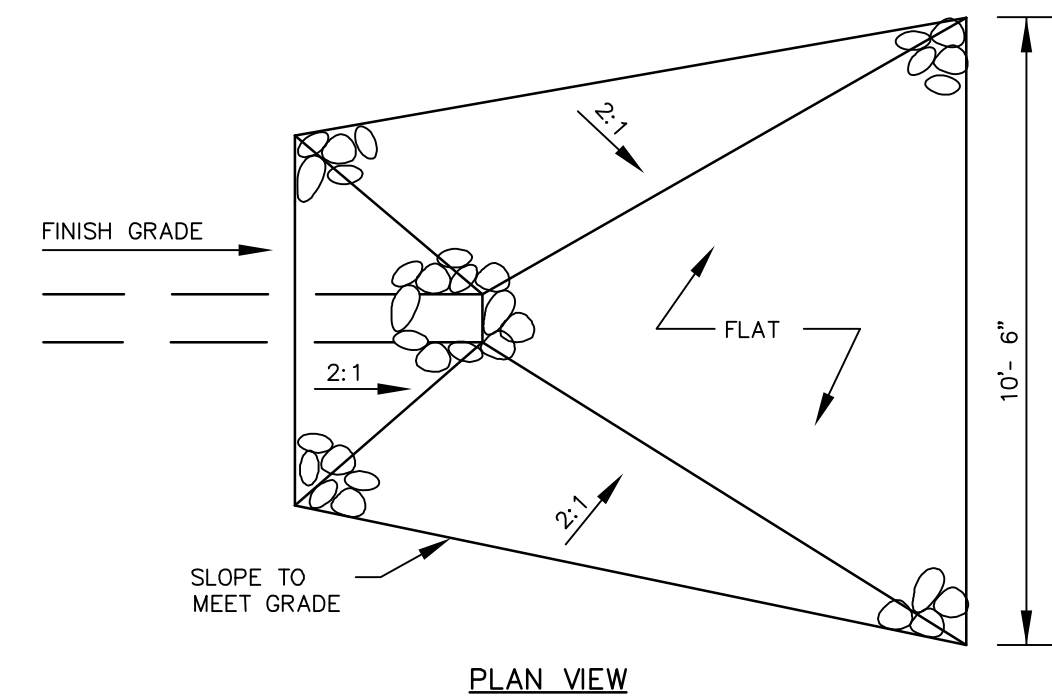


- NOTES:**
1. STONE SIZE- AASHTO DESIGNATION M43, SIZE NO. 2 (2 1/2" TO 1 1/2"). USE CRUSHED STONE.
 2. LENGTH- AS SHOWN ON PLANS, MIN. 50 FEET.
 3. THICKNESS- NOT LESS THAN EIGHT (8) INCHES.
 4. WIDTH- NOT LESS THAN FULL WIDTH OF ALL POINT OF INGRESS OR EGRESS.
 5. MAINTENANCE- THE ENTRANCE SHALL BE MAINTAINED IN A CONDITION WHICH WILL PREVENT TRACKING OR FLOWING OF SEDIMENT ONTO PUBLIC RIGHT-OF-WAY. THIS MAY REQUIRE PERIODIC TOP DRESSING WITH ADDITIONAL STONE AS CONDITIONS DEMAND AND REPAIR AND/OR CLEANOUT OF ANY MEASURES USED TO TRAP SEDIMENT. ALL SEDIMENT SPILLED, DROPPED, WASHED OR TRACKED ONTO PUBLIC RIGHT-OF-WAY MUST BE REMOVED IMMEDIATELY.

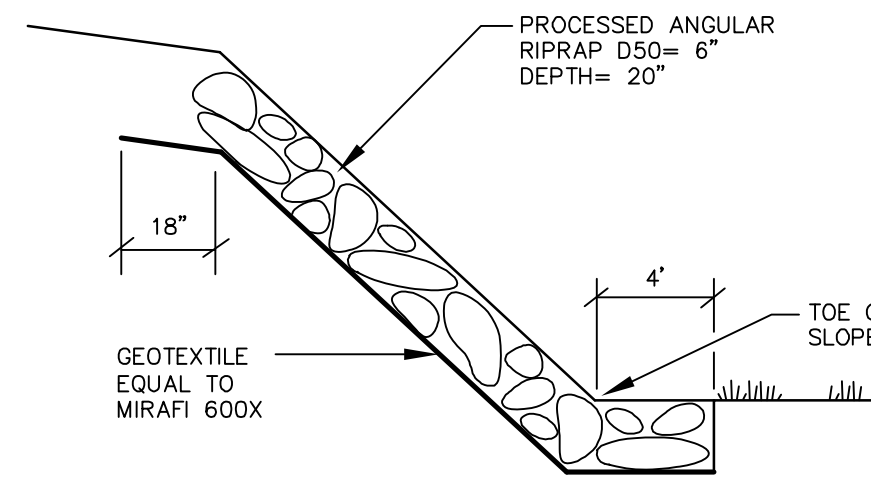
STABILIZED CONSTRUCTION ENTRANCE
NOT TO SCALE



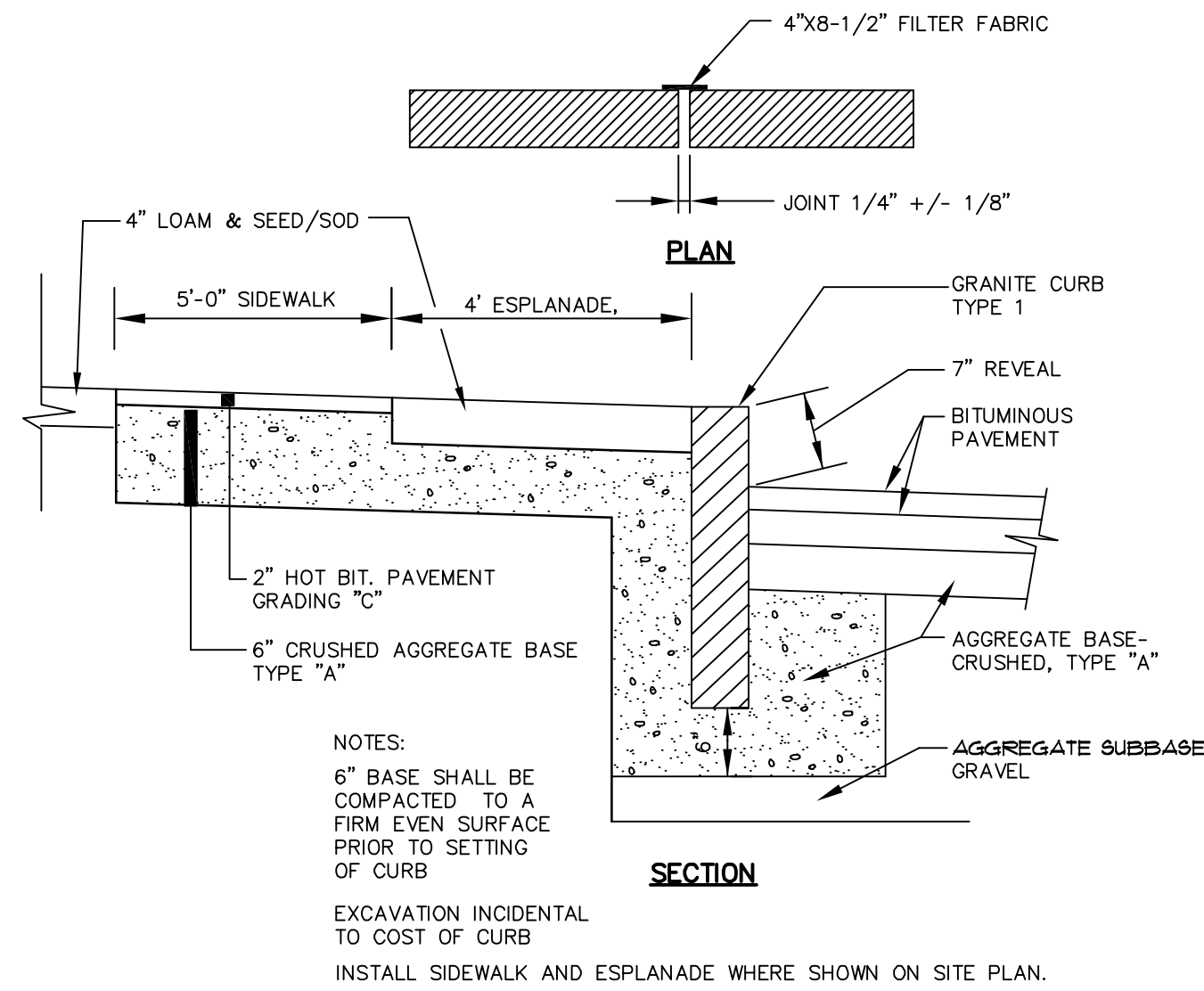
STONE CHECK DAM
NOT TO SCALE



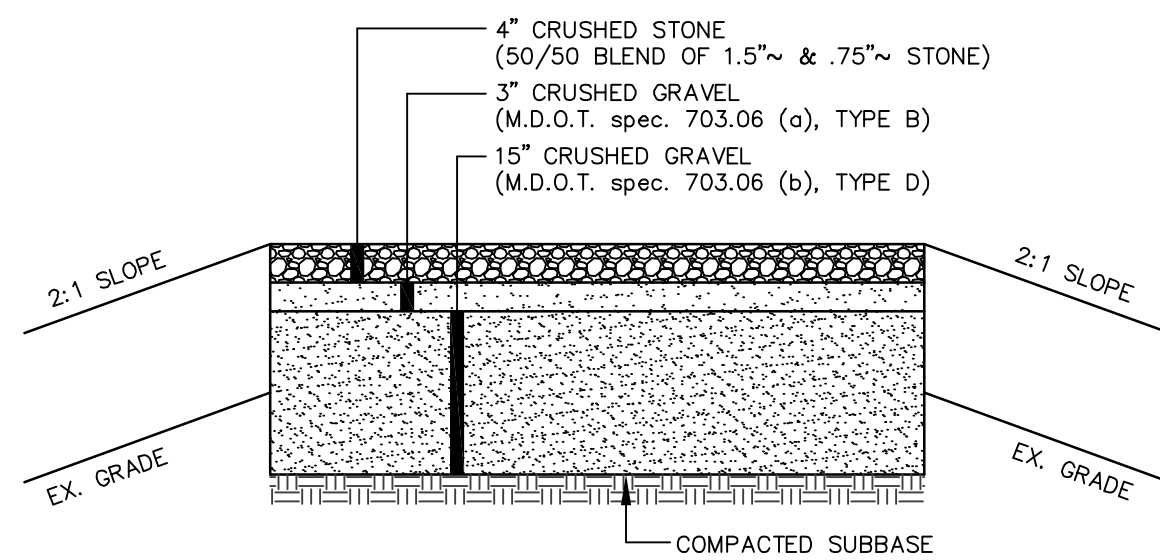
RIPRAP APRON
NOT TO SCALE



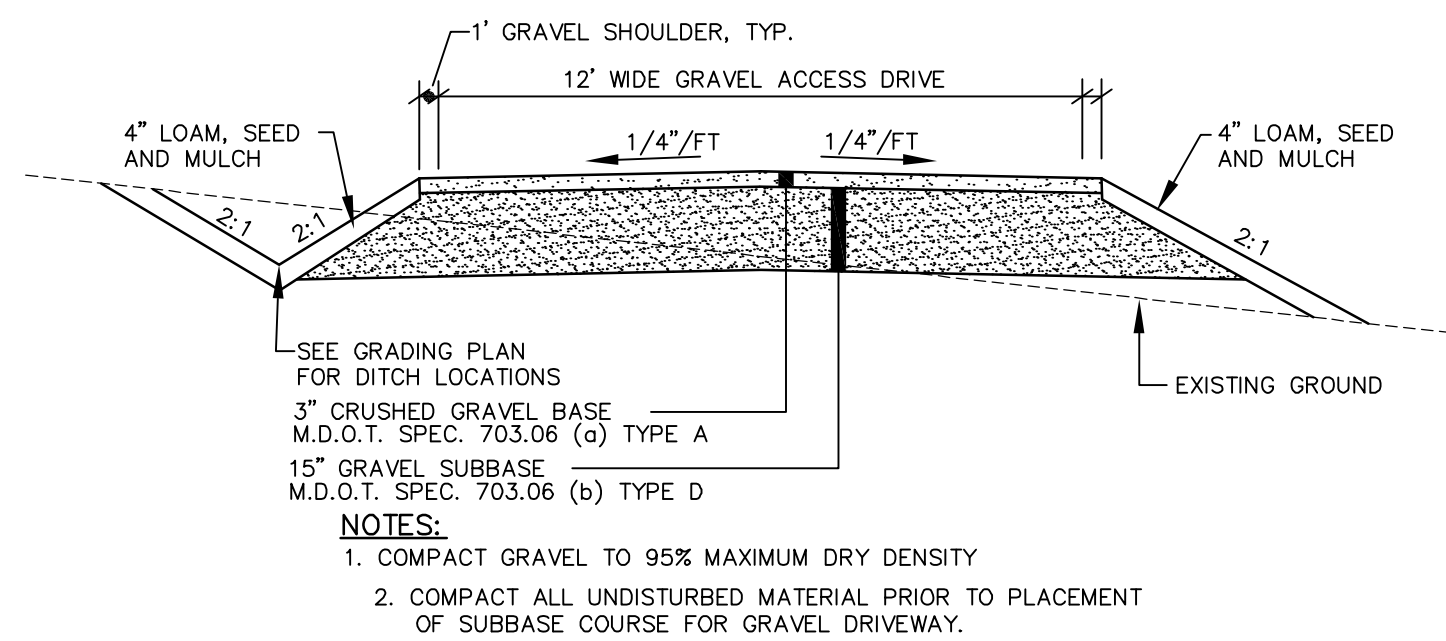
SIDE SLOPE RIPRAP
NOT TO SCALE



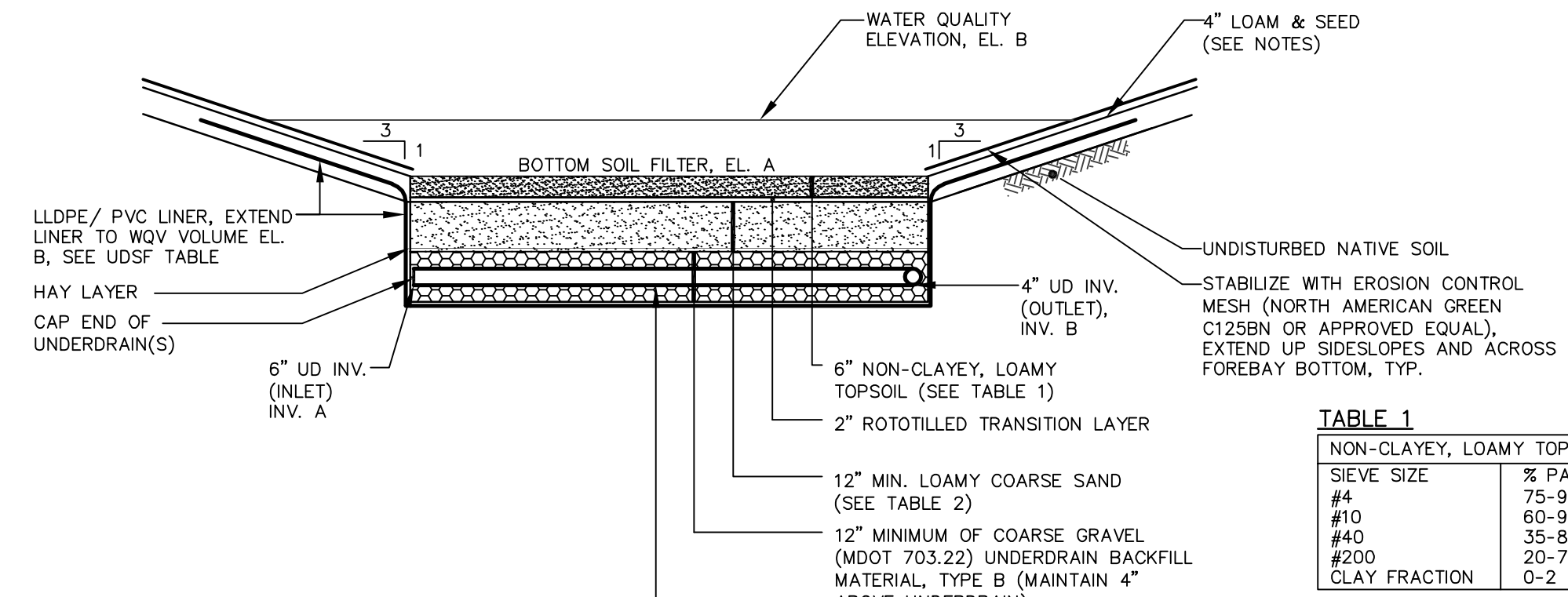
GRANITE CURB INSTALLATION
NOT TO SCALE



TYP. COMPOUND SECTION
NOT TO SCALE



TYPICAL DRIVEWAY SECTION
NOT TO SCALE



UNDERDRAINED SOIL FILTER DETAIL
NOT TO SCALE

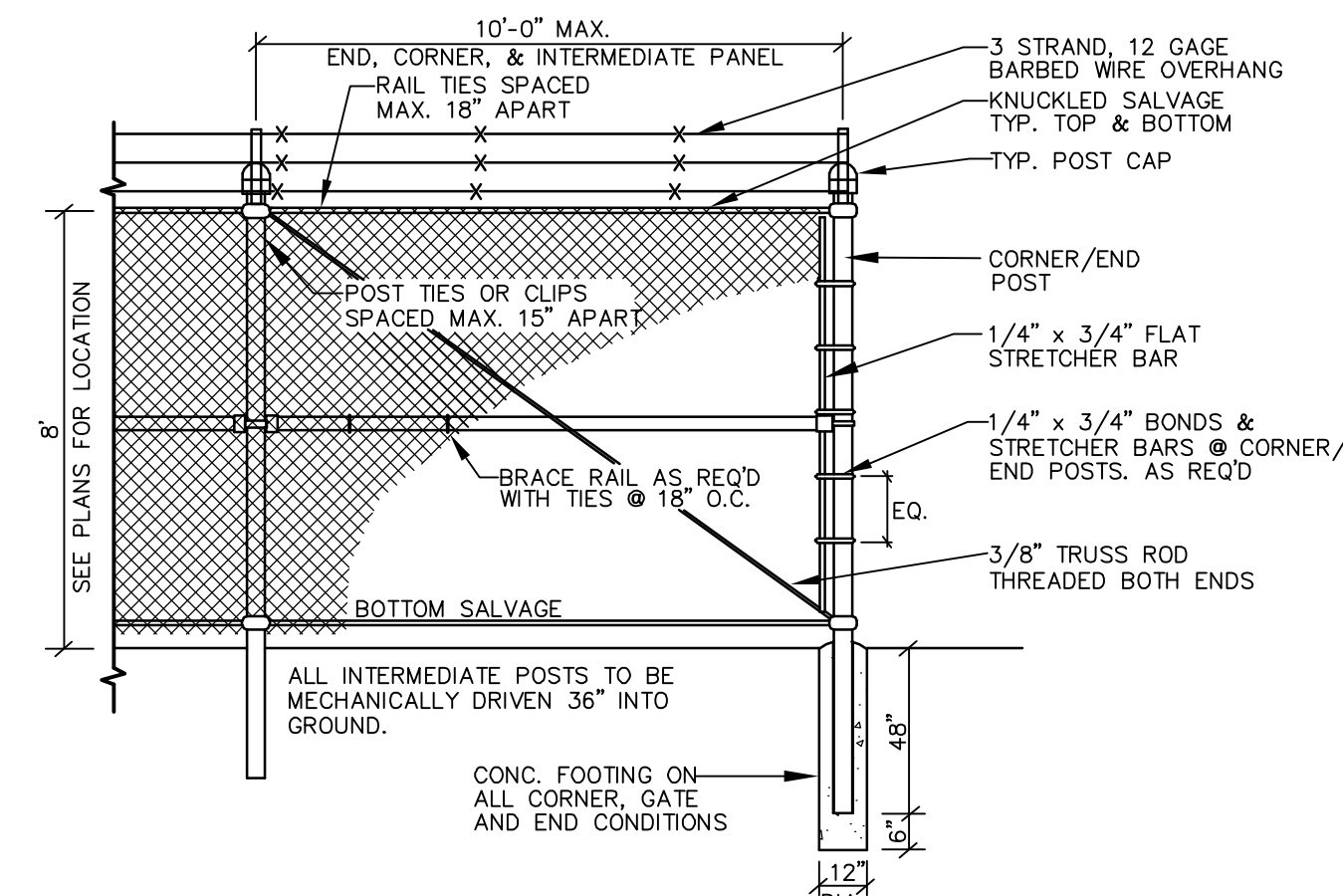
TABLE 1

NON-CLAYEY, LOAMY TOPSOIL	
SIEVE SIZE	% PASSING BY WEIGHT
#4	75-95
#10	60-90
#40	35-85
#200	20-70
CLAY FRACTION	0-2

TABLE 2

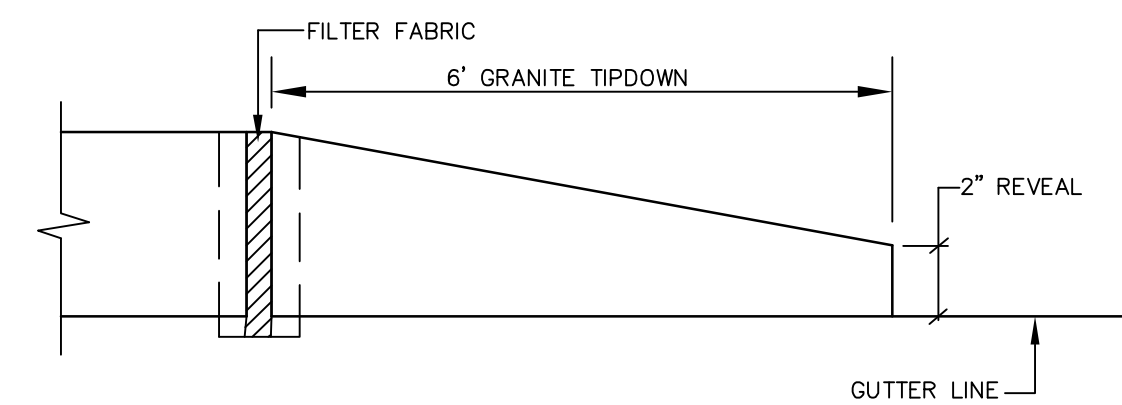
LOAMY COARSE SAND LAYER	
SIEVE SIZE	% PASSING BY WEIGHT
#10	85-100
#20	70-100
#60	15-50
#200	8-15
CLAY FRACTION	0-2

NOTE: SUPERHUMUS OR EQUIVALENT.




- NOTES:**
1. CORNER OR END POST: NOMINAL 3" O.D. GALVANIZED STEEL PIPE, MIN. 5.79 lbs./LF.
 2. INTERMEDIATE POST: NOMINAL 2-1/2" O.D. GALVANIZED STEEL PIPE, MIN. 3.65 lbs./LF.
 3. BRACES (TOP & BOTTOM): NOMINAL 1-5/8" O.D. GALVANIZED STEEL PIPE, MIN. 2.27 lbs./LF.
 4. THE OUTSIDE OF THE FENCE FABRIC SHALL BE 3" INSIDE THE EDGE OF PAVEMENT.
 5. BRACE RAIL AND DIAGONAL BRACE ROD SHALL BE INSTALLED AT EACH 10' CORNER SECTION OF ENCLOSURE.
 6. CONCRETE SHALL HAVE MINIMUM COMPRESSIVE STRENGTH (f'c) OF 3,000 PSI WITH 5% AIR ENTRAINMENT.
 7. SUBMIT SHOP DRAWINGS FOR OWNER'S/ENGINEER'S APPROVAL. FENCE FABRIC, POST, RAILS AND APPURTENANCES SHALL BE VINYL CLAD; COLOR: BLACK

TYPICAL CHAIN LINK FENCE
NOT TO SCALE



GRANITE CURB TIPDOWN
NOT TO SCALE

PROGRESS PRINT



DESIGNED	CHECKED
CLB	JRS

WWW/SEBAGO TECHNICS.COM
A. JRS 11-18-15 SITE PLAN SUBMITTAL
REV. BY: DATE: STATUS:
THIS PLAN SHALL NOT BE MODIFIED WITHOUT WRITTEN PERMISSION FROM SEBAGO TECHNICS, INC. ANY ALTERATIONS AUTHORIZED OR OTHERWISE, SHALL BE AT THE USER'S SOLE RISK AND WITHOUT LIABILITY TO SEBAGO TECHNICS, INC.

SEBAGO TECHNICS
WWW/SEBAGO TECHNICS.COM
75 John Roberts Rd., Suite B
South Portland, ME 04106
Tel. 207-200-9100 Tel. 207-783-5656

DETAILS
OF: 9 WESTLAND AVENUE
PORTLAND, MAINE
FOR RECORDED OWNER: MAINE FIBER COMPANY
482 CONGRESS ST., SUITE 100
PORTLAND, MAINE 04101

PROJECT NO.	SCALE
15198	NTS

SHEET 3 OF 4