

# PERMIT ISSUED

## City of Portland, Maine - Building or Use Permit Application

389 Congress Street, 04101 Tel: (207) 874-8703, Fax: (207) 874-8716

Permit No: 03-0924	Issue Date: AUG 01 2003	CBL: 194 C055001
-----------------------	----------------------------	---------------------

Location of Construction: 40 Eastfield Rd	Owner Name: Maclean Mary E &	Owner Address: 40 Eastfield Rd <b>CITY OF PORTLAND</b>	Phone: 772*2374
Business Name:	Contractor Name: Pool Shed	Contractor Address: Portland	Phone:
Lessee/Buyer's Name	Phone:	Permit Type: Swimming Pools	Zone: R-3

Past Use: single family	Proposed Use: single family - install inground 14' x 28' swimming pool	Permit Fee: \$201.00	Cost of Work: \$19,500.00	CEO District: 3
Proposed Project Description: install inground swimming pool 14' x 28'		FIRE DEPT: <input type="checkbox"/> Approved <input checked="" type="checkbox"/> Denied <i>N/A</i>	INSPECTION: Use Group: <i>U</i> Type: <i>Pool</i> <i>BOCA 99</i>	
		Signature:	Signature: <i>[Signature]</i>	

PEDESTRIAN ACTIVITIES DISTRICT (P.A.D.)	
Action: <input type="checkbox"/> Approved <input type="checkbox"/> Approved w/Conditions <input type="checkbox"/> Denied	Signature: _____ Date: _____

Permit Taken By: tmm	Date Applied For: 08/01/2003	<b>Zoning Approval</b>		
<ol style="list-style-type: none"> <li>This permit application does not preclude the Applicant(s) from meeting applicable State and Federal Rules.</li> <li>Building permits do not include plumbing, septic or electrical work.</li> <li>Building permits are void if work is not started within six (6) months of the date of issuance. False information may invalidate a building permit and stop all work..</li> </ol>		<b>Special Zone or Reviews</b> <input type="checkbox"/> Shoreland <input type="checkbox"/> Wetland <input type="checkbox"/> Flood Zone <input type="checkbox"/> Subdivision <input type="checkbox"/> Site Plan Maj <input type="checkbox"/> Minor <input type="checkbox"/> MM <input type="checkbox"/> Date: <i>8/1/03</i>	<b>Zoning Appeal</b> <input type="checkbox"/> Variance <input type="checkbox"/> Miscellaneous <input type="checkbox"/> Conditional Use <input type="checkbox"/> Interpretation <input type="checkbox"/> Approved <input type="checkbox"/> Denied Date: _____	<b>Historic Preservation</b> <input checked="" type="checkbox"/> Not in District or Landmark <input type="checkbox"/> Does Not Require Review <input type="checkbox"/> Requires Review <input type="checkbox"/> Approved <input type="checkbox"/> Approved w/Conditions <input type="checkbox"/> Denied Date: <i>8/1/03</i>

## CERTIFICATION

I hereby certify that I am the owner of record of the named property, or that the proposed work is authorized by the owner of record and that I have been authorized by the owner to make this application as his authorized agent and I agree to conform to all applicable laws of this jurisdiction. In addition, if a permit for work described in the application is issued, I certify that the code official's authorized representative shall have the authority to enter all areas covered by such permit at any reasonable hour to enforce the provision of the code(s) applicable to such permit.

SIGNATURE OF APPLICANT	ADDRESS	DATE	PHONE
------------------------	---------	------	-------

RESPONSIBLE PERSON IN CHARGE OF WORK, TITLE	DATE	PHONE
---	------	-------



## Jerith Products Gates

**Add an extra touch of elegance to your Jerith Fence with our matching gates.**

### Jerith Gates

All Jerith fence styles have matching gates that are constructed with a welded frame. By building the gates this way, they can hold a 250 pound load without collapsing! No other aluminum gate can make this claim.



Style #202 Gate

Our walk gates are self-closing and self-latching. They are available in several standard widths from 36" up to 72". In addition, our Regency gates are made up to 8 feet wide, while our Industrial gates can be fabricated up to 15 feet in length. No other gate can


match the quality and strength found in a Jerith gate!



Style #200 Accent Gate

To differentiate your walk gate from the rest of your fence, you may want to consider our exclusive Accent™ Gates. These attractive gates enhance our standard designs with gently arched top rails. They are completely welded with no bracing to interfere with the

appearance of their curves. Accent Gates are made to accompany most of our fence styles in either a 3' or 4' width.




Style #111 Estate Gate

A Jerith Estate Gate will create an truly impressive entrance to your home. These beautifully arched double gates really show off your "Estate". A pair of these gates can span up to a 20' opening. They can arch either upward or downward, and are offered in Style

### ► Regency Series

These sections have larger components that allow these fences to be 33% stronger than our other Residential sections. This is the *only* series with rings available as an option.



### ► Accessories & Gates

We have a wide variety of scrolls, finials and other items to accent your Jerith fence. Gates are also available to match any of our fence designs.

### ► Specifications

Here is a chart of the component sizes, standard heights, picket spacings, and other pertinent data relating to our fences:

Component Sizes	Residential Strength	Ovation - Regency	Industrial Strength
Pickets	5/8" sq. x .050" thick	3/4" sq. x .050" thick	1" sq. x .062" thick
Rails: Top Walls	1" x .055" thick	1" x .055" thick	1 5/8" x .070" thick
Side Walls	1" x .082" thick	1 1/2" x .082" thick	1 5/8" x .100" thick
Standard Posts	2" sq. x .060" thick	2" sq. x .060" thick	2 1/2" sq. x .075" thick
Gate Posts	2" sq. x .125" thick 4" sq. x .125" thick	2" sq. x .125" thick 4" sq. x .125" thick	4" sq. x .125" thick 6" sq. x .125" thick
Spacing Between Pickets	3 13/16" (1 5/8" for 400 series)	3 31/32"	4" (1 1/2" for 400 series)
Post Spacing	72 1/2" on center	72" on center	71 1/2" on center
Heights Available*	36", 48", 60", 72", 54", 57"	36", 48", 60", 72", 54"	48", 60", 72", 84", 96"
Standard Colors	Black, White, Bronze	Black, White, Bronze	Black, White, Bronze
Weight Supported	350+ lbs. per section	350+ lbs. per section	1,000+ lbs. per section

\*Residential fence is also available in a 54" height as a modified Style #200 and #202, and a 57" height as a modified Lexington and Concord to meet most pool codes. Regency fence is available in a 54" height in Windsor and Windsor Plus styles. Ovation is only 48" high.

No Industrial fences are shown on this site. Industrial products



# Jerith Products


[Click Here!](#)  
Fence Specifications

Click on the Series links below for more information about Jerith's fence lines.

To make it easier to decide which Jerith fence is right for you, we have divided our designs into several categories, based upon their common characteristics.


## 100 Series

These fences have exposed picket points on the top. These are classic "wrought iron" designs that have been used for over 100 years.




## 200 Series

A smooth top rail makes these styles perfect around pools. These are our most popular designs because of this. Their aluminum construction makes them ideal for pool enclosures since they can never rust.




## 400 Series

These fences have a narrow 1-5/8" space between the pickets to keep pets inside your yard. The spacing also makes it very difficult for children to obtain a foothold on the fence.




## Lexington and Concord Series

"Old World" wrought iron designs are reproduced with elegant arches connecting the pickets. These styles are among our fastest growing, and are unique to Jerith.



## Ovation Series

This simple design was specifically created to meet the pool enclosure code drafted by the U.S. Consumer Product Safety Commission. To give this two rail fence the necessary strength, we use larger horizontal rails and pickets.



Karin

# Pool Installation/Construction Permit Application

If you or the property owner owes real estate or personal property taxes or user charges on any property within the City, payment arrangements must be made before permits of any kind are accepted.

Location/Address of Construction: <u>40 Eastfield Road</u>		
Total Square Footage of Proposed Structure <u>(194-C-055-001) 392</u>		Square Footage of Lot <u>23,887</u>
Tax Assessor's Chart, Block & Lot Chart#      Block#      Lot# <u>9</u>	Owner: <u>Deb Ugosoli</u> <u>Mary MacLean</u>	Telephone: <u>207-772-2374</u>
Lessee/Buyer's Name (If Applicable) <u>Book 193 Pg 178</u>	Applicant name, address & telephone: <u>Deb Ugosoli</u> <u>Mary MacLean</u> <u>40 Eastfield Rd</u> <u>Portland, Me. 04102</u>	Cost Of Work: \$ <u>19,500.00</u> Fee: \$ <u>201.00</u>
Dimensions of pool: <u>14'-0" X 28'-0"</u> Above or below ground: <u>Below Ground</u>		
Dimensions of decking and/or any platforms, sheds, or other structures: _____		
Contractor's name, address & telephone: <u>207-415-7586 Cell#</u> <u>207-871-7669 OFF#</u>		
Whom should we contact when the permit is ready: <u>East Coast Development L.L.C.</u>		
Mailing address: <u>33 Eastfield Rd</u> <u>Portland, Me. 04102</u>		
We will contact you by phone when the permit is ready. You must come in and pick up the permit and review the requirements before starting any work, with a Plan Reviewer. A stop work order will be issued and a \$100.00 fee if any work starts before the permit is picked up. PHONE: <u>Pool Steel</u>		

IF THE REQUIRED INFORMATION IS NOT INCLUDED IN THE SUBMISSIONS THE PERMIT WILL BE AUTOMATICALLY DENIED AT THE DISCRETION OF THE BUILDING/PLANNING DEPARTMENT, WE MAY REQUIRE ADDITIONAL INFORMATION IN ORDER TO APPROVE THIS PERMIT.

I hereby certify that I am the Owner of record of the named property, or that the owner of record authorizes the proposed work and that I have been authorized by the owner to make this application as his/her authorized agent. I agree to conform to all applicable laws of this jurisdiction. In addition, if a permit for work described in this application is issued, I certify that the Code Official's authorized representative shall have the authority to enter all areas covered by this permit at any reasonable hour to enforce the provisions of the codes applicable to this permit.

Signature of applicant: <u>Mary E. MacLean</u> <u>Deb Ugosoli</u>	Date: <u>7/19/03</u>
--	----------------------

This is NOT a permit; you may not commence ANY work until the permit is issued.  
If you are in a Historic District you may be subject to additional permitting and fees with the Planning Department on the 4<sup>th</sup> floor of City Hall

DISPLAY THIS CARD ON PRINCIPAL FRONTAGE OF WORK

**CITY OF PORTLAND****BUILDING INSPECTION****PERMIT**

Permit Number: 030924

Please Read  
Application And  
Notes, If Any,  
Attached

This is to certify that Maclean Mary E &/Pool Shophas permission to install inground swimming pool 14' x 28'AT 40 Eastfield Rd

194 C055001

provided that the person or persons, firm or corporation accepting this permit shall comply with all of the provisions of the Statutes of Maine and of the Ordinances of the City of Portland regulating the construction, maintenance and use of buildings and structures, and of the application on file in this department.

Apply to Public Works for street line and grade if nature of work requires such information.

Notification of inspection must be given and when permission is procured before this building or part thereof is occupied or otherwise used-in. HOUR NOTIFICATION REQUIRED.

A certificate of occupancy must be procured by owner before this building or part thereof is occupied.

**OTHER REQUIRED APPROVALS**Fire Dept. **PERMIT ISSUED**

Health Dept. \_\_\_\_\_

Appeal Board **AUG 01 2003**Other \_\_\_\_\_  
Department Name**CITY OF PORTLAND****PENALTY FOR REMOVING THIS CARD**
  
Director - Building & Inspection Services

# BUILDING PERMIT INSPECTION PROCEDURES

Please call **874-8703** or **874-8693** to schedule your inspections as agreed upon

Permits expire in 6 months, if the project is not started or ceases for 6 months.

The Owner or their designee is required to notify the inspections office for the following inspections and provide adequate notice. Notice must be called in 48-72 hours in advance in order to schedule an inspection:

By initializing at each inspection time, you are agreeing that you understand the inspection procedure and additional fees from a "Stop Work Order" and "Stop Work Order Release" will be incurred if the procedure is not followed as stated below.

Pre-construction Meeting: Must be scheduled with your inspection team upon receipt of this permit. Jay Reynolds, Development Review Coordinator at 874-8632 must also be contacted at this time, before any site work begins on any project other than single family additions or alterations.

- ☒ Footing/Building Location Inspection: Prior to pouring concrete
- N/A Re-Bar Schedule Inspection: Prior to pouring concrete
- N/A Foundation Inspection: Prior to placing ANY backfill
- ☒ Framing/Rough Plumbing/Electrical: Prior to any insulating or drywalling
- ☒ Final/Certificate of Occupancy: Prior to any occupancy of the structure or use. NOTE: There is a \$75.00 fee per inspection at this point.

Certificate of Occupancy is not required for certain projects. Your inspector can advise you if your project requires a Certificate of Occupancy. All projects DO require a final inspection

If any of the inspections do not occur, the project cannot go on to the next phase, REGARDLESS OF THE NOTICE OR CIRCUMSTANCES.

CERTIFICATE OF OCCUPANCIES MUST BE ISSUED AND PAID FOR, BEFORE THE SPACE MAY BE OCCUPIED

Signature of applicant/designee

8/1/03  
Date

Signature of Inspections Official

8/1/03  
Date

CBL: 194-055

Building Permit #:

03-923

03-924