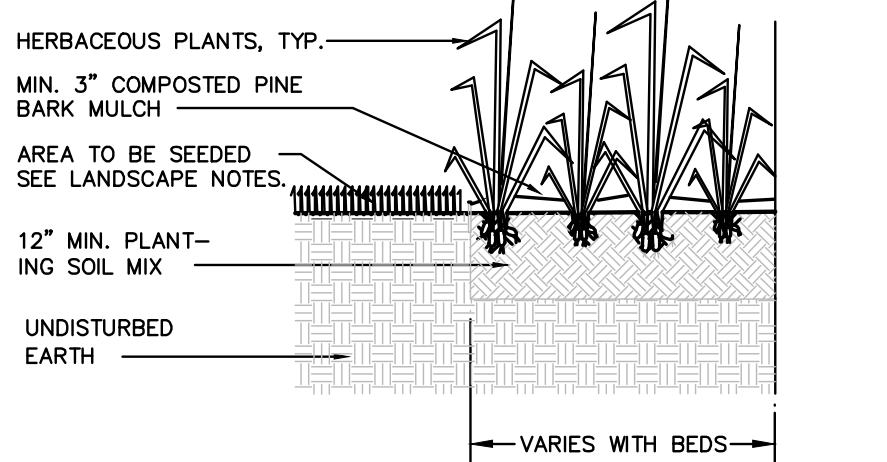


**ROCKLAND AVENUE OUTFALL PLANTINGS**

**PLANTING KEY – ROCKLAND OUTFALL**

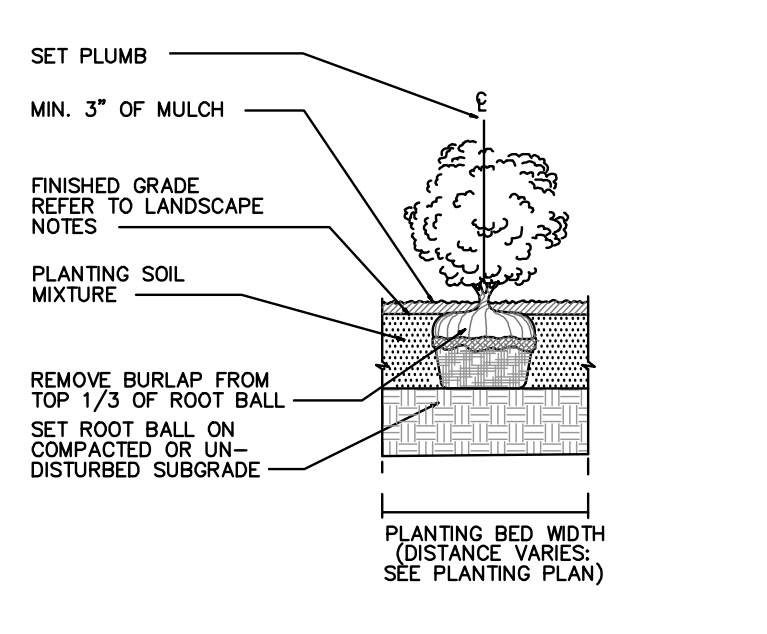
TREES:			
AR	2	ACER RUBRUM	6-8' HT.
1		RED MAPLE	2" CAL.
PG	2	PICEA GLAUCA	8-10' HT.
4		WHITE SPRUCE	5-6' HT.
SHRUBS:			
IV	10	ILEX V. 'WINTER RED'	3-4' HT.
2		WINTERBERRY, FEMALE	3-4' HT.
SP	41	ILEX V. 'SO. GENTLEMAN'	15-18' HT.
SC	15	SALIX PETIOLARIS	15-18' HT.
		SLENDER WILLOW	15-18' HT.
		ELDERBERRY	15-18' HT.
HERBACEOUS MATERIAL:			
12		CHELONE GLABRA	BRP, 24" OC
120		JUNCUS EFFUSUS	PLUG, 18" OC
35		LOBELIA CARDINALIS	PLUG, 24" OC



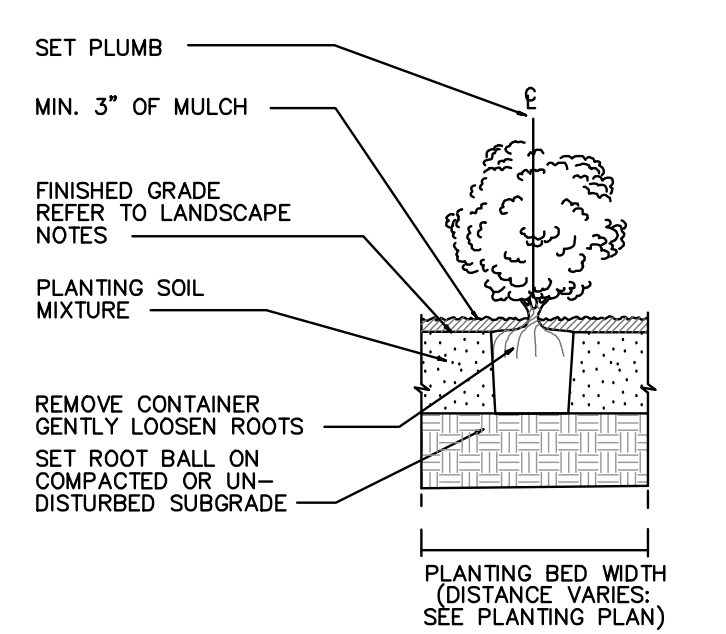
**HERBACEOUS PLANTS - INSTALLATION DETAILS**

**GENERAL PLANTING NOTES - ROCKLAND OUTFALL**

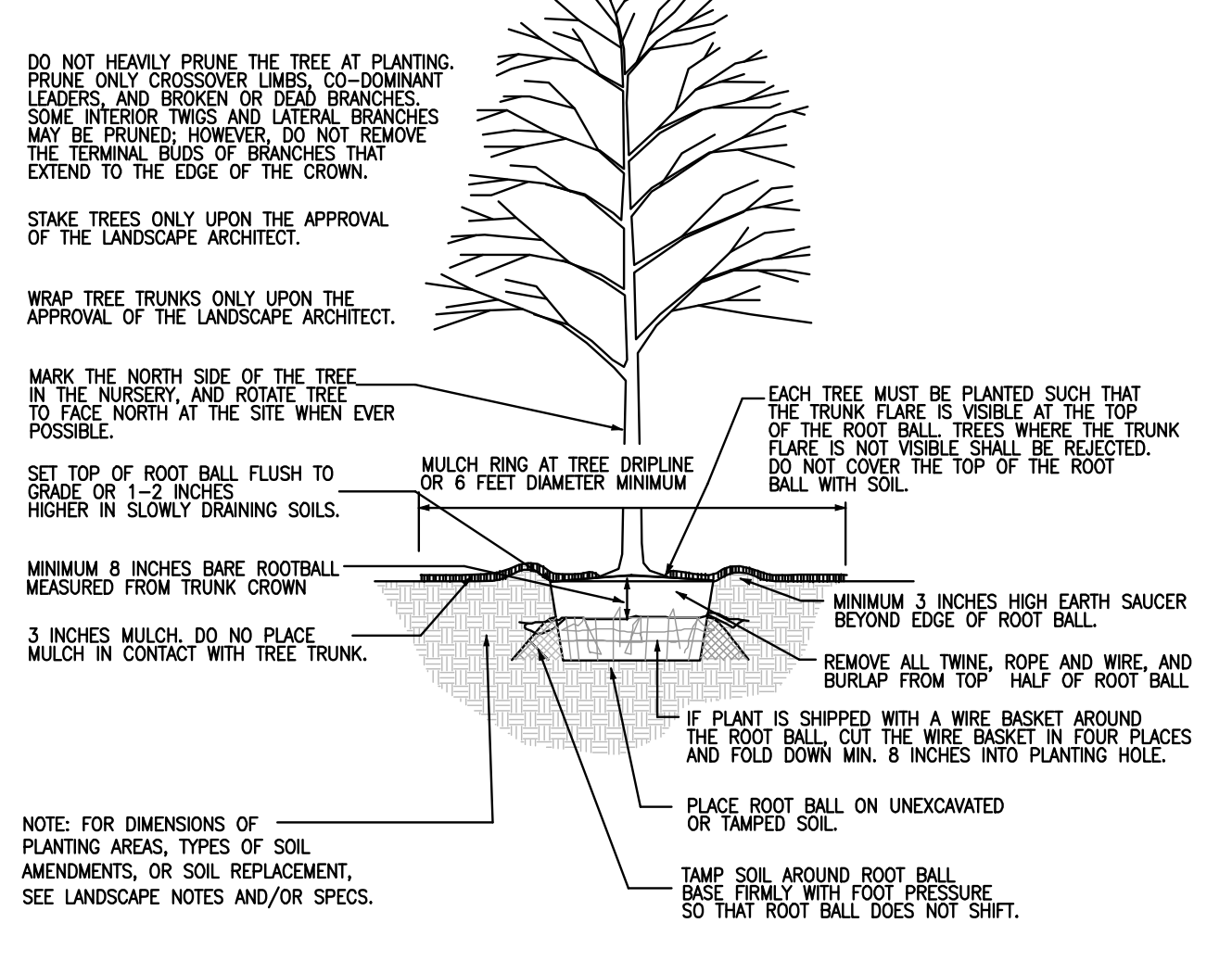
- All materials shall conform to the guidelines established by the American Association of Nurserymen or as specified herein.
- In the case of any discrepancies between species and quantities called out in the planting key and those shown on the plan, quantities and species shown on the plan shall over-ride.
- All planting shall be done in accordance with acceptable horticultural practices.
- All plants subject to approval by the City's Engineer and/or Wetland Professional. All substitutions must be submitted for approval prior to ordering or delivery of plant material on site. City reserves the right to reject any plantings that do not conform to the drawings or specifications outlined herein.
- Planting locations shown on the plan are approximate and will need to be adjusted to respond to as-built conditions that provide growing conditions necessary for plant establishment. City's Engineer and/or Wetland Professional shall layout and/or approve final placement of all plant materials.
- Plants in the Rockland Outfall plan shall be planted per the technical specifications and relevant details herein. All herbaceous material shall be field-located to ensure that the as-built conditions provide optimal growing conditions for the species. The Contractor shall correct any deficiencies in the built condition to ensure that the soil and physical site conditions meet the growing requirements of the specified species.
- Excavated native soils shall be amended with Superhumus (New England Organics, Portland, ME) at a 25 percent ratio.
- All disturbed areas designated shall be seeded as noted in the Site Plantings Key.
- Contractor shall provide a watering plan for approval by the City. All plants and newly grassed areas shall be watered as required thereafter to ensure survival and growth through the first growing season.
- Plant material shall be guaranteed by the contractor for a period of one year from the date of installation. During the one year guarantee, the contractor shall replace, in kind, any dead, diseased, or substandard plant material at no cost to the owner. The contractor shall receive final acceptance from the owner following the one year guarantee, provided the provisions of the plant guarantee have been satisfactorily met.
- The Contractor shall assume responsibility to ensure that all work is performed in compliance with all State and Local requirements.



**SHRUB PLANTING DETAIL**



**CONTAINER PLANTS (TREES & SHRUBS)**



**TREE PLANTING DETAIL – B&B TREES IN ALL SOIL TYPES**

41 Hutchins Drive  
Portland, Maine 04102  
800.428.4252 | www.woodardcurran.com
WOODARD & CURRAN  
COMMITMENT & INTEGRITY DRIVE RESULTS

NO.	DESCRIPTION	DATE	CHECKED BY: RSL
DESIGNED BY: RSL			
DRAWN BY: RSL/AESL			

Regina S. Leonard  
landscape architecture & design  
29 Bridge Street  
Topsham, Me 04086  
Tel. 207.450.9700  
Regina@rsdesign.com

CITY OF PORTLAND, MAINE
ROCKLAND AVENUE OUTFALL

JOB NO: 225672.15
DATE: DECEMBER, 2013

SCALE: AS NOTED
SHEET: 3 OF 5

C-201