

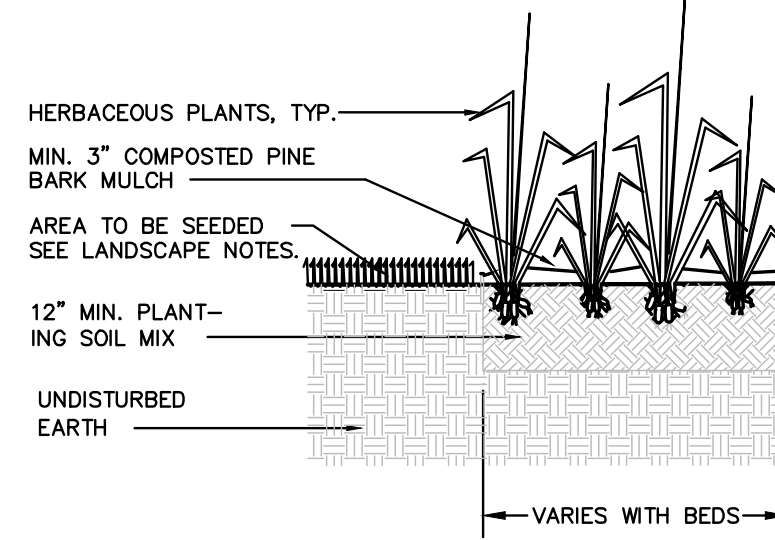
ROCKLAND AVENUE OUTFALL PLANTINGS

PLANTING KEY - ROCKLAND OUTFALL

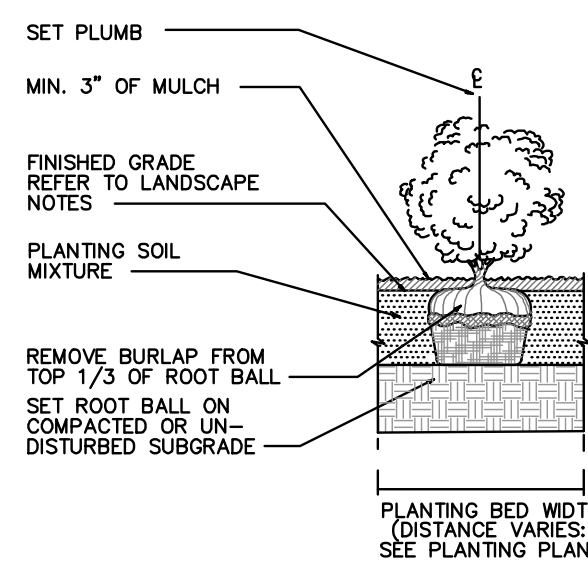
TREES:			
AR	2	ACER RUBRUM	RED MAPLE
1		ACER RUBRUM	RED MAPLE
PG	2	PICEA GLAUCA	WHITE SPRUCE
4		PICEA GLAUCA	WHITE SPRUCE
SHRUBS:			
IV	10	ILEX V. 'WINTER RED'	WINTERBERRY, FEMALE
2		ILEX V. 'SO. GENTLEMAN'	WINTERBERRY, MALE
SP	41	SALIX PETIOLARIS	SLENDER WILLOW
SC	15	SAMBUCUS CANADENSIS	ELDERBERRY
HERBACEOUS MATERIAL:			
12		CHELONE GLABRA	TURTLEHEAD
120		JUNCUS EFFUSUS	SOFT RUSH
35		LOBELIA CARDINALIS	CARDINAL FLOWER
			BRP, 24" OC
			PLUG, 18" OC
			PLUG, 24" OC

SEED IN PARK:
 NEW ENGLAND CONSERVATION / WILDLIFE MIX - OR EQUAL:
 APPLICATION RATE: 25 LBS/ACRE (X2) - SPRING SEEDING (FALL)
 SUPPLIER: NEW ENGLAND WETLAND PLANTS, INC. - 820 WEST STREET, AMHERST, MA 01002; TEL. 413-548-8000

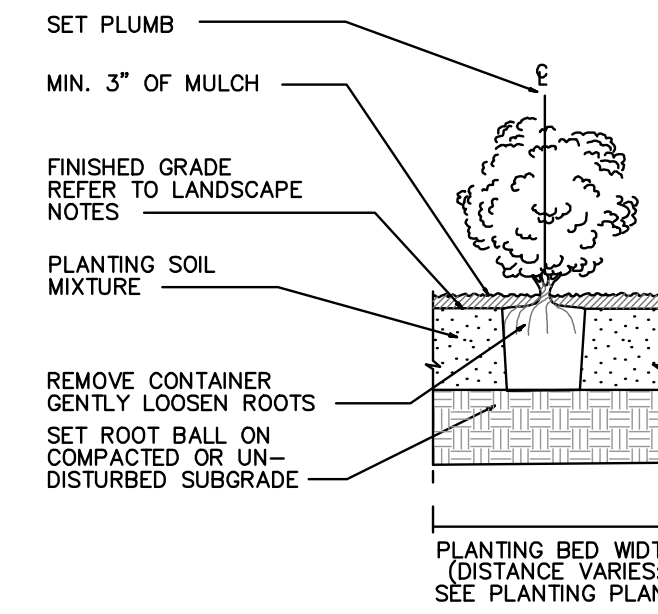
BAR SCALE
 1" = 20'
 CHECK GRAPHIC SCALE BEFORE USING



HERBACEOUS PLANTS - INSTALLATION DETAILS



SHRUB PLANTING DETAIL



CONTAINER PLANTS (TREES & SHRUBS)

DO NOT HEAVILY PRUNE THE TREE AT PLANTING. PRUNE ONLY CROSSOVER LIMBS, CO-DOMINANT LEADERS AND BROKEN OR DEAD BRANCHES. SOME INTERIOR TWIGS AND LATERAL BRANCHES MAY BE PRUNED, HOWEVER, DO NOT REMOVE THE TERMINAL BUDS OF BRANCHES THAT EXTEND TO THE EDGE OF THE CROWN.

STAKE TREES ONLY UPON THE APPROVAL OF THE LANDSCAPE ARCHITECT.

WRAP TREE TRUNKS ONLY UPON THE APPROVAL OF THE LANDSCAPE ARCHITECT.

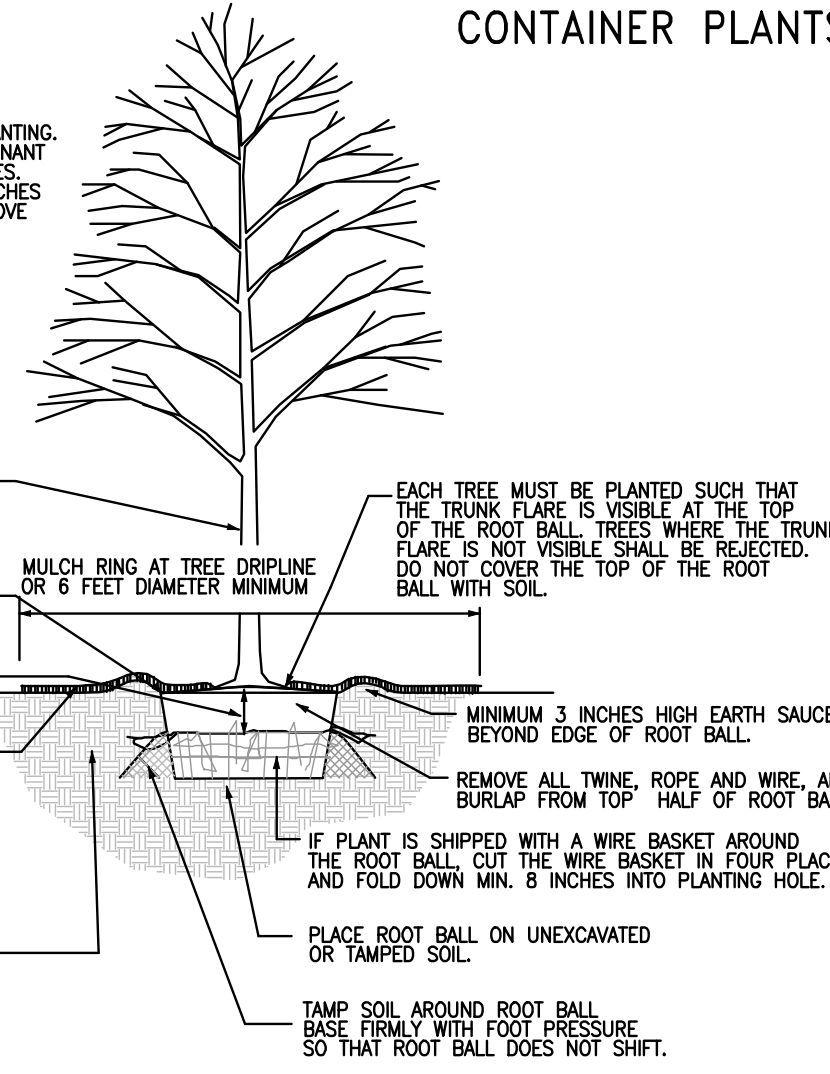
MARK THE NORTH SIDE OF THE TREE IN THE NURSERY, AND ROTATE TREE TO FACE NORTH AT THE SITE WHEN EVER POSSIBLE.

SET TOP OF ROOT BALL FLUSH TO GRADE OR 1-2 INCHES HIGHER IN SLOWLY DRAINING SOILS.

MINIMUM 8 INCHES BARE ROOTBALL MEASURED FROM TRUNK CROWN

3 INCHES MULCH, DO NO PLACE MULCH IN CONTACT WITH TREE TRUNK.

NOTE: FOR DIMENSIONS OF PLANTING AREAS, TYPES OF SOIL AMENDMENTS, OR SOIL REPLACEMENT, SEE LANDSCAPE NOTES AND/OR SPECS.



TREE PLANTING DETAIL - B&B TREES IN ALL SOIL TYPES

GENERAL PLANTING NOTES - ROCKLAND OUTFALL

- All materials shall conform to the guidelines established by the American Association of Nurserymen or as specified herein.
- In the case of any discrepancies between species and quantities called out in the planting key and those shown on the plan, quantities and species shown on the plan shall over-ride.
- All planting shall be done in accordance with acceptable horticultural practices.
- All plants subject to approval by the City's Engineer and/or Wetland Professional. All substitutions must be submitted for approval prior to ordering or delivery of plant material on site. City reserves the right to reject any plantings that do not conform to the drawings or specifications outlined herein.
- Planting locations shown on the plan are approximate and will need to be adjusted to respond to as-built conditions that provide growing conditions necessary for plant establishment. City's Engineer and/or Wetland Professional shall layout and/or approve final placement of all plant materials.
- Plants in the Rockland Outfall plan shall be planted per the technical specifications and relevant details herein. All herbaceous material shall be field-located to ensure that the as-built conditions provide optimal growing conditions for the species. The Contractor shall correct any deficiencies in the built condition to ensure that the soil and physical site conditions meet the growing requirements of the specified species.
- Excavated native soils shall be amended with Superhumus (New England Organics, Portland, ME) at a 25 percent ratio.
- All disturbed areas designated shall be seeded as noted in the Site Plantings Key.
- Contractor shall provide a watering plan for approval by the City. All plants and newly grassed areas shall be watered as required thereafter to ensure survival and growth through the first two years.
- Plant material shall be guaranteed by the contractor for a period of two years from the date of installation. During the two year guarantee, the contractor shall replace, in kind, any dead, diseased, or substandard plant material at no cost to the owner. The contractor shall receive final acceptance from the owner following the two year guarantee, provided the provisions of the plant guarantee have been satisfactorily met.
- The Contractor shall assume responsibility to ensure that all work is performed in compliance with all State and Local requirements.

41 HUTCHINS DRIVE
 PORTLAND, MAINE 04102
 800.426.4262 | www.woodardcurran.com



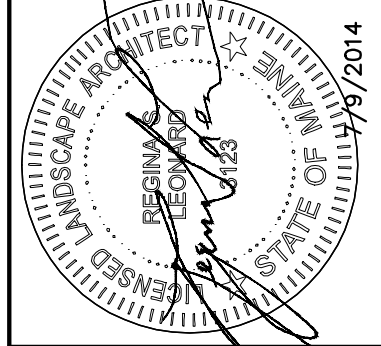
Regina S. Leonard
 landscape architecture & design
 Tel. 207.450.9700
 Regina@rsdesign.com
 29 Bridge Street
 Topsham, Me 04086

COMMITMENT & INTEGRITY DRIVE RESULTS

LDD PROJECT NAME:
 N/A
 DRAWING NAME:
 225672.77 L10X 24x36.DWG
 FIELD BOOK USED:
 N/A

REFERENCES:

DESIGNED BY:	RSL
DRAWN BY:	RSL
CHECKED BY:	DAS
SCALE:	AS NOTED
DATE:	JULY 9, 2014



ROCKLAND AVENUE OUTFALL
 LANDSCAPING PLAN & DETAILS

CITY OF PORTLAND, MAINE
 PUBLIC SERVICES DEPARTMENT
 ENGINEERING SECTION



SHEET #
 4 OF 8
 PLAN NUMBER
 C-202