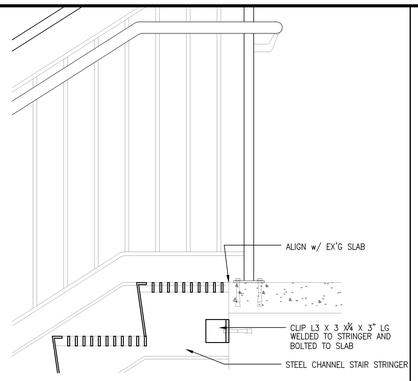


TYP TOP OF STAIR — REF: – — **D4**

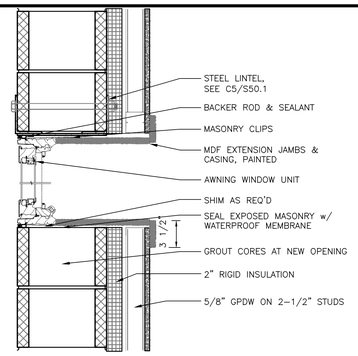


SECTION @ WINDOW 'A' — 1 1/2" = 1'-0" — REF: — **D3**

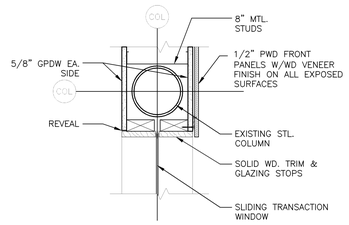


PARTITION DETAIL @ EXISTING STL COL. — 1 1/2" = 1'-0" — REF: — **D2**

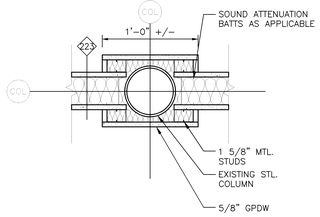


PARTITION DETAIL @ EXISTING STL COL. — 1 1/2" = 1'-0" — REF: — **D1**

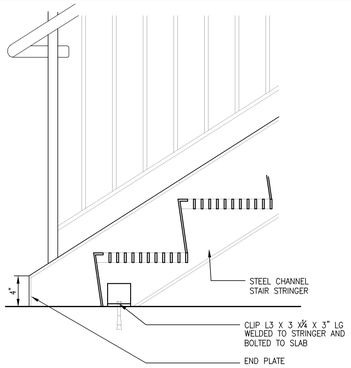


TYP BOTTOM OF STAIR — 1 1/2" = 1'-0" — REF: – — **C4**

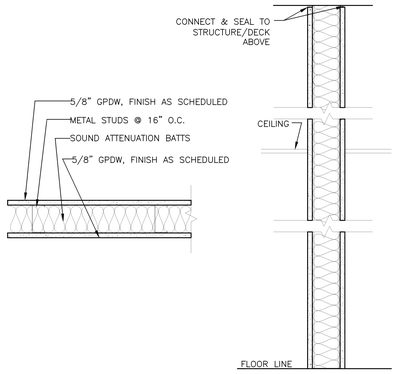


SECTION

| | | |
|---|---|---|
| 3 5/8" STEEL STUDS W/ 3 1/2" SAB | | 233 |
| NON RATED | – | |

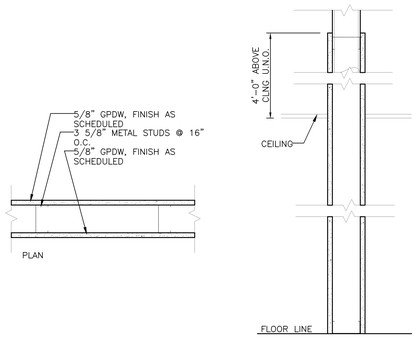


SECTION

| | | |
|---|---|---|
| 3 5/8" STEEL STUDS | | 213 |
| NON RATED | – | |

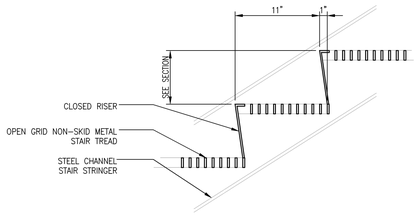


TYP STAIR TREAD/RISER — 1 1/2" = 1'-0" — REF: – — **B4**

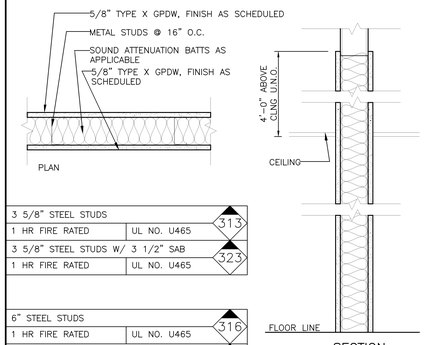


SECTION

| | | |
|---|---|---|
| 3 5/8" STEEL STUDS | | 313 |
| 1 HR FIRE RATED | UL NO. U465 | |
| 3 5/8" STEEL STUDS W/ 3 1/2" SAB | | 323 |
| 1 HR FIRE RATED | UL NO. U465 | |
| 6" STEEL STUDS | | 316 |
| 1 HR FIRE RATED | UL NO. U465 | |
| 6" STEEL STUDS W/ 3 1/2" + 2 1/2" SAB | | 326 |
| 1 HR FIRE RATED | UL NO. U465 | |

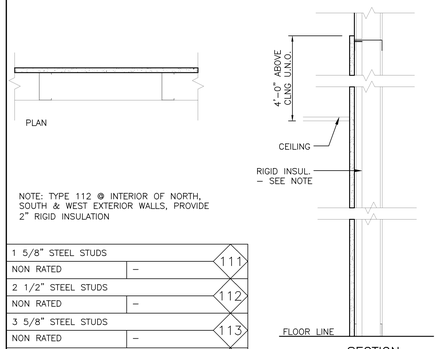


NOTE: TYPE 112 @ INTERIOR OF NORTH, SOUTH & WEST EXTERIOR WALLS, PROVIDE 2" RIGID INSULATION

SECTION

| | | |
|---|---|---|
| 1 5/8" STEEL STUDS | | 111 |
| NON RATED | – | |
| 2 1/2" STEEL STUDS | | 112 |
| NON RATED | – | |
| 3 5/8" STEEL STUDS | | 113 |
| NON RATED | – | |
| 6" STEEL STUDS | | 116 |
| NON RATED | – | |

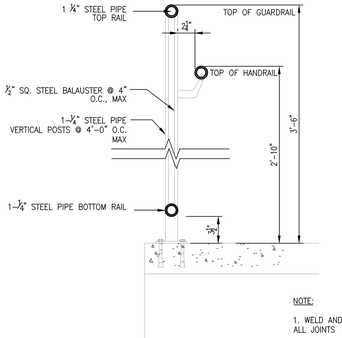


NOTE:

1. WELD AND GRIND SMOOTH ALL JOINTS
2. PRIME & PAINT ALL STEEL STAIR COMPONENTS

GUARDRAIL/HANDRAIL SECTION — 1 1/2" = 1'-0" — REF: – — **A4**

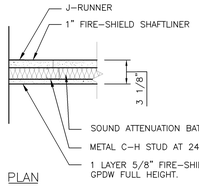


PLAN

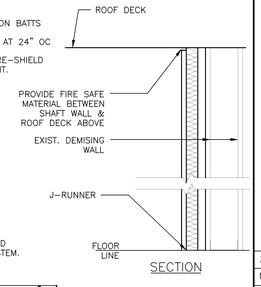


SECTION

NOTE: FIRESEAL ALL PENETRATIONS AND TOP OF WALL WITH UL APPROVED SYSTEM.

| | | |
|---|---|---|
| SHAFTWALL WITH 2 1/2" C-H STUDS W/ SAB | | 722 |
| 1 HR FIRE RATED | UL NO. U469 | |

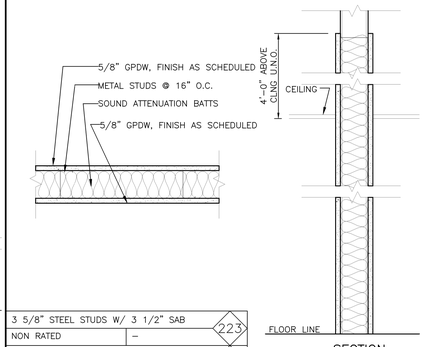


SECTION

| | | |
|---|---|---|
| 3 5/8" STEEL STUDS W/ 3 1/2" SAB | | 223 |
| NON RATED | – | |
| 6" STEEL STUDS W/ 3 1/2" + 2 1/2" SAB | | 226 |
| NON RATED | – | |

GENERAL NOTES

1. SEE DETAILS D3 & D4 ON A40.1 FOR TYPICAL TOP OF WALL PARTITION CONNECTION DETAIL.
2. SEE WALL SECTION AND DETAIL SHEETS FOR CONNECTIONS/DETAILS OTHER THAN SHOWN.
3. PROVIDE ⅝" MR GWB IN TOILET ROOMS, TYP. PROVIDE REGULAR GWB FROM 8" ABOVE TOILET ROOM CEILING TO TOP OF PARTITION.
4. ALL FIRE RATED PARTITIONS SHALL BE STENCILED ON WALL SURFACE ABOVE THE CEILING LINE INDICATING RATING IN RED OR ORANGE PAINT ON EACH SIDE OF PARTITION.
5. EXTEND PARTITIONS TO UNDERSIDE OF FLOOR/ROOF DECK U.N.O., SEAL TO DECK FOR SMOKE AND SOUND CONTROL, FILL VOIDS BETWEEN.
6. WHERE OCCURS, FRAME GWB AROUND BOTH SIDES OF BEAMS/JOISTS WHERE PARTITION INTERSECTS STRUCTURAL MEMBERS TO MANTAIN CONITINUITY OF PARTITION TO UNDERSIDE OF DECK.
7. CONTRACTOR IS RESPONSIBLE TO VERIFY FIELD CONDITIONS WHICH MAY VARY FROM TYPICAL DETAIL SHOWN ON DRAWINGS. CONTRACTOR TO MODIFY CLOSURE DETAILS TO MEET ACTUAL CONDITIONS AND TO MANTAIN CONTINUTITY OF PARTITION FROM FLOOR TO DECK/UNDERSIDE.

STUD SIZE — CMU SIZE — INDICATES FIRE RATING WHERE APPLICABLE

| | | |
|---|---|---|
| (2) 3-5/8" STEEL STUDS W/ SAB | | W10 |
| 1 HR FIRE RATED | UL NO. V446 | |

FIRE RATING — UL DESIGN NO. WHERE APPLICABLE — PARTITION OR WALL TAG NO.

PARTITION TYPES/LEGEND — 1 1/2" = 1'-0" — REF: — **A1**


HARRIMAN
Architects + Engineers
One Auburn Business Park
Auburn, Maine 04210
207.784.5100 tel
207.782.3017 fax
66 Pearl St., Suite 301
Portland, Maine 04101
207.775.0033 tel
207.775.0460 fax
www.harriman.com

© 2007

LICENSED ARCHITECT — PATRICK SEAN AUSTIN — No. 2028 — STATE OF MAINE

Project Title

# MERCY HEALTH CENTER
## WESTGATE PLAZA
PORTLAND, MAINE

HA Project No. 07182

Key Plan

N

| Mark | Date | Description |
|---|---|---|
| | 07/01/08 | ISSUED FOR PERMIT |
| | 06/26/08 | 100% REVIEW SET |

Issue Dates

Drawing Status

Drawing Title

PARTITION TYPES

PA / PE: PSC — Drawn By: JGJ

Drawing Number

A40.1