

City of Portland, Maine - Building or Use Permit Application
 389 Congress Street, 04101 Tel: (207) 874-8703, Fax: (207) 874-8716

PERMIT ISSUED		Permit No: 01-082400	Issue Date: 12/2001	CBL: 191 B019001
Location of Construction: 1372 Congress St	Owner Name: Shaw's Realty Co	Owner Address: Po Box 500 CITY OF PORTLAND		Phone: 207-774-7661
Business Name: n/a	Contractor Name: Leavitt & Parris Inc.	Contractor Address: 256 read St. Portland		Phone: 2077970100
Lessee/Buyer's Name: n/a	Phone: n/a	Permit Type: Tents		Zone: B-2

Past Use: Parking Lot	Proposed Use: Parking Lot / erect 20' x 20' canopy for child passenger safety event. Erect 7/20/01 and take down 7/21/01.	Permit Fee:	Cost of Work: \$0.00	CEO District: 3
Proposed Project Description: Erect 20' x 20' canopy.		FIRE DEPT: <input type="checkbox"/> Approved <input type="checkbox"/> Denied INSPECTION: Use Group: <i>m</i> Type: PERMIT ISSUED WITH REQUIREMENTS <i>LT MAC Signed the card back 7/11/01</i> Signature: <i>[Signature]</i> Date: <i>7/11/01</i> Signature: <i>[Signature]</i> Date: <i>7/11/01</i>		
		PEDESTRIAN ACTIVITIES DISTRICT (P.A.D.) Action: <input type="checkbox"/> Approved <input type="checkbox"/> Approved w/Conditions <input type="checkbox"/> Denied Signature: <i>[Signature]</i> Date: <i>7/11/01</i>		

Permit Taken By: gg	Date Applied For: 07/10/2001	Zoning Approval		
1. This permit application does not preclude the Applicant(s) from meeting applicable State and Federal Rules. 2. Building permits do not include plumbing, septic or electrical work. 3. Building permits are void if work is not started within six (6) months of the date of issuance. False information may invalidate a building permit and stop all work..		Special Zone or Reviews <input type="checkbox"/> Shoreland <input type="checkbox"/> Wetland <input type="checkbox"/> Flood Zone <input type="checkbox"/> Subdivision <input type="checkbox"/> Site Plan Maj <input type="checkbox"/> Minor <input type="checkbox"/> MM <input type="checkbox"/> Date: <i>7/11/01</i>	Zoning Appeal <input type="checkbox"/> Variance <input type="checkbox"/> Miscellaneous <input type="checkbox"/> Conditional Use <input type="checkbox"/> Interpretation <input type="checkbox"/> Approved <input type="checkbox"/> Denied Date: <i>7/11/01</i>	Historic Preservation <input checked="" type="checkbox"/> Not in District or Landmark <input type="checkbox"/> Does Not Require Review <input type="checkbox"/> Requires Review <input type="checkbox"/> Approved <input type="checkbox"/> Approved w/Conditions <input type="checkbox"/> Denied Date: <i>7/11/01</i>

PERMIT ISSUED WITH REQUIREMENTS

CERTIFICATION

I hereby certify that I am the owner of record of the named property, or that the proposed work is authorized by the owner of record and that I have been authorized by the owner to make this application as his authorized agent and I agree to conform to all applicable laws of this jurisdiction. In addition, if a permit for work described in the application is issued, I certify that the code official's authorized representative shall have the authority to enter all areas covered by such permit at any reasonable hour to enforce the provision of the code(s) applicable to such permit.

SIGNATURE OF APPLICANT	ADDRESS	DATE	PHONE
RESPONSIBLE PERSON IN CHARGE OF WORK, TITLE		DATE	PHONE

Awning: An awning is an architectural projection that provides weather protection, identity or decoration and is wholly supported by the building to which it is attached. An awning is comprised of a lightweight, rigid skeleton structure over which a rigid covering is attached.

Canopy: A canopy is an architectural projection that provides weather protection, identity or decoration and is supported by the building to which it is attached and at the outer end by not less than two stanchions. A canopy is comprised of a rigid structure over which a rigid covering is attached.

3105.3 Design and construction: Fixed awnings, canopies and similar structures shall be designed and constructed to withstand wind or other lateral loads and live loads as required by Chapter 16 with due allowance for shape, open construction and similar features that relieve the pressures or loads. Structural members shall be protected to prevent deterioration.

3105.4 Canopy materials: Canopies shall be constructed of a metal framework with an approved covering, that is flameresistant as determined in accordance with NFPA 701 listed in Chapter 35 or that has a flame spread index not greater than 25 when tested in accordance with ASTM E84 listed in Chapter 35. Canopies shall be attached to the building at the inner end and supported at the outer end by not less than two stanchions, with braces anchored in an approved manner. The stanchions shall be placed not less than 44 inches (1118 mm) apart. The horizontal portion of the framework shall not be less than 8 feet (2438 mm) nor more than 12 feet (3658 mm) above the walking surface and the clearance between the covering or valance and the walking surface shall not be less than 7 feet (2134 mm).

3105.5 Projections: In addition to these provisions, awnings and canopies that are constructed in the public right-of-way shall conform to the requirements of Chapter 32.

SECTION 3106.0 PEDESTRIAN WALKWAYS

3106.1 General: An exterior elevated pedestrian walkway that connects buildings shall comply with this section. The walkway shall not contribute to the *building area* or the number of stories or *height* of connected buildings.

3106.1.1 Separate structures: Connected buildings shall be considered to be separate structures.

Exception: Buildings on the same *lot* in accordance with Section 503.1.3.

3106.2 Construction: The walkway shall be of noncombustible construction.

Exception: Combustible construction shall be permitted where all connected buildings are of combustible construction.

3106.3 Occupancy: The walkway shall not be occupied for other than low fire-hazard uses and only approved materials and decorations shall be located in the space.

3106.4 Separation assemblies between walkways and buildings: Walkways shall be separated from the interior of the building by *fire separation walls* with a fire-resistance rating of not less than 2 hours. This protection shall extend vertically from a point 10 feet (3048 mm) above the walkway roof surface or the

connected building roof line, whichever is lower, down to a point 10 feet (3048 mm) below the walkway and horizontally 10 feet (3048 mm) from each side of the walkway. Openings within the 10-foot (3048 mm) horizontal extension of the *protected* walls beyond the walkway shall be equipped with fixed or automatic $\frac{3}{4}$ -hour exterior opening protectives in accordance with Section 706.2.

Exception: The walls separating the walkway from a connected building are not required to have a fire-resistance rating by this section, given compliance with one of the following:

1. Where the distance between the connected buildings is more than 10 feet (3048 mm), the walkway and connected buildings are equipped throughout with an *automatic sprinkler system* in accordance with Section 906.2.1, and the wall is constructed of a tempered, wired or laminated glass wall and doors subject to the following:
 - 1.1. The glass shall be protected by an *automatic sprinkler system* in accordance with Section 906.2.1 and the *sprinkler* system shall completely wet the entire surface of interior sides of the glass wall when actuated.
 - 1.2. The glass shall be in a gasketed frame and installed in such a manner that the framing system will deflect without breaking (loading) the glass before the *sprinkler* operates.
 - 1.3. Obstructions shall not be installed between the *sprinkler* heads and the glass;
- ✓ 2. Where the distance between the connected buildings is more than 10 feet (3048 mm), and both sides are at least 50 percent open with the *open area* uniformly distributed to prevent the accumulation of smoke and toxic gases;
3. Buildings on the same *lot*, in accordance with Section 503.1.3; or
4. Where exterior walls of connected buildings are required by Section 705.0 to have a fire-resistance rating greater than 2 hours, the walkway shall be equipped throughout with an *automatic sprinkler system* installed in accordance with Chapter 9.

3106.5 Public way: The installation of a pedestrian walkway over a *public way* shall be subject to the approval of local authorities. Construction criteria for approved walkways shall meet the requirements of this section.

3106.6 Egress: Access shall be provided at all times to a pedestrian walkway that serves as a required *exit*.

3106.7 Width: The unobstructed width of pedestrian walkways shall not be less than 36 inches (914 mm). The total width shall not exceed 30 feet (9144 mm).

3106.8 Exit access travel: The length of *exit access* travel shall not exceed 200 feet (60960 mm).

Exceptions

1. *Exit access* travel distance on a walkway equipped throughout with an *automatic sprinkler system* in accordance with Chapter 9 shall not exceed 250 feet (76200 mm) in length.

maintain the inflation of the structure in case of primary system failure. The auxiliary inflation system shall operate automatically when there is a loss of internal pressure and when the primary blower system becomes inoperative.

Blower equipment shall meet the following requirements:

1. Blowers shall be powered by continuous-rated motors at the maximum power required for any flow condition as required by the structural design.
2. Blowers shall be provided with inlet screens, belt guards and other protective devices as required by the code official to provide protection from injury.
3. Blowers shall be housed within a weather-protecting structure.
4. Blowers shall be equipped with backdraft check dampers to minimize air loss when inoperative.
5. Blower inlets shall be located to provide protection from air contamination. The location of inlets shall be approved.

3103.4.2 Standby power: Wherever an auxiliary inflation system is required, an approved standby power-generating system shall be provided. The system shall be equipped with a suitable means for automatically starting the generator set upon failure of the normal electrical service and for automatic transfer and operation of all of the required electrical functions at full power within 60 seconds of such service failure. Standby power shall be capable of operating independently for a minimum of 4 hours.

3103.5 Support provisions: A system capable of supporting the *membrane* in the event of deflation shall be provided for in all air-supported and air-inflated structures having an occupant load of more than 50 or where covering a swimming pool regardless of occupant load. The support system shall be capable of maintaining *membrane* structures used as a roof for Type 1 or 2 construction not less than 20 feet (6096 mm) above floor or seating areas. The support system shall be capable of maintaining all other *membranes* at least 7 feet (2134 mm) above the floor, seating area or surface of the water.

3103.6 Engineering design: All *membrane* structures shall be structurally designed in accordance with approved criteria that are developed by a *registered design professional*.

SECTION 3104.0 TEMPORARY STRUCTURES

3104.1 General: The provisions of this section shall apply to tents, *membrane* structures and other structures erected for a period of less than 180 days. Those erected for a longer period of time shall comply with Section 3103.0 or with all applicable sections of this code where Section 3103.0 is not applicable.

3104.1.1 Permit required: All temporary structures that cover an *area* in excess of 120 square feet (11.16 m²), including all connecting *areas* or spaces with a common *means of egress* or entrance which are used or intended to be used for the gathering together of ten or more persons, shall not be erected, operated or maintained for any purpose without obtaining a permit from the code official. Tents used exclusively for recreational camping purposes shall be exempt from the above requirements. Special permits required by this code shall be secured from the code official.

3104.2 Construction documents: A permit application and *construction documents* shall be submitted for each installation of a temporary structure. The *construction documents* shall include a site plan indicating the location of the temporary structure and information delineating the *means of egress* and the occupant load.

3104.3 Location: All temporary structures shall be located in accordance with the requirements of Table 705.2 based on the fire-resistance rating of the exterior walls for the proposed type of construction.

3104.4 Construction: Tents and air-supported structures shall be constructed as required by this code and NFPA 102 listed in Chapter 35.

3104.5 Membrane material: The *membrane* material for all tents shall be of: approved noncombustible material as defined in Section 704.4; flamer-resistant material as determined in accordance with NFPA 701 listed in Chapter 35; or material treated in an approved manner to render the material flamer-resistant.

3104.6 Certification: An affidavit or affirmation shall be submitted to the code official and a copy retained on the premises on which the tent or air-supported structure is located. The affidavit shall attest to the following information relative to the flamer-resistance of the fabric:

1. Names and addresses of the owners of the tent or air-supported structure.
2. Date the fabric was last treated with flamer-resistant solution.
3. Trade name or kind of chemical used in treatment.
4. Name of person or firm treating the material.
5. Name of testing agency and test standard by which the fabric was tested.

3104.7 Inflation pressure: Operating pressure shall be maintained at the design pressure specified by the manufacturer to assure structural stability and to avoid excessive distortion during high *wind* or *snow loads*.

3104.8 Door operation: In high winds over 50 mph (80.45 km/h) or in snow conditions, the doors in air-supported structures shall be controlled to avoid excessive air loss. Doors shall not be left open under any conditions.

3104.9 Means of egress: All temporary structures including tents and *membrane* structures shall conform to the *means of egress* requirements of Chapter 10 and shall have a maximum *exit access* travel distance of 100 feet (30480 mm).

SECTION 3105.0 CANOPIES AND AWNINGS

3105.1 General: Rigid canopies or awnings supported in whole or in part by members resting on the ground and used for patio covers, car ports, summer houses or other similar uses shall comply with the requirements of Sections 3105.2 through 3105.5 for design and construction. Such structures shall be braced as required to provide rigidity.

3105.2 Definitions: The following words and terms shall, for the purposes of this section and as used elsewhere in this code, have the meanings shown herein.

BUILDING PERMIT REPORT

DATE: 11 July 2001 ADDRESS: 1372 Congress ST. CBL: 191-B-019
REASON FOR PERMIT: To erect a 20' x 20' Canopy one day 7/20/2001
BUILDING OWNER: Shaw's Realty Co.
PERMIT APPLICANT: _____ CONTRACTOR: Leavitt & Parris Inc.
USE GROUP: U CONSTRUCTION TYPE: _____ CONSTRUCTION COST: _____ PERMIT FEES: WAIVED



The City's Adopted Building Code (The BOCA National Building Code/1999 with City Amendments)
The City's Adopted Mechanical Code (The BOCA National Mechanical Code/1993)

CONDITION(S) OF APPROVAL

This permit is being issued with the understanding that the following conditions shall be met: 4/ 438.

1. This permit does not excuse the applicant from meeting applicable State and Federal rules and laws.
2. Before concrete for foundation is placed, approvals from the Development Review Coordinator and Inspection Services must be obtained. (A 24 hour notice is required prior to inspection) **"ALL LOT LINES SHALL BE CLEARLY MARKED BEFORE CALLING."**
3. Foundation drain shall be placed around the perimeter of a foundation that consists of gravel or crushed stone containing not more than 10 percent material that passes through a No. 4 sieve. The drain shall extend a minimum of 12 inches beyond the outside edge of the footing. The thickness shall be such that the bottom of the drain is not higher than the bottom of the base under the floor, and that the top of the drain is not less than 6 inches above the top of the footing. The top of the drain shall be covered with an approved filter membrane material. Where a drain tile or perforated pipe is used, the invert of the pipe or tile shall not be higher than the floor elevation. The top of joints or top of perforations shall be protected with an approved filter membrane material. The pipe or tile shall be placed on not less than 2" of gravel or crushed stone, and shall be covered with not less than 6" of the same material. Section 1813.5.2
4. Foundations anchors shall be a minimum of 1/2" in diameter, 7" into the foundation wall, minimum of 12" from corners of foundation and a maximum 6' O.C. between bolts. Section 2305.17
5. Waterproofing and dampproofing shall be done in accordance with Section 1813.0 of the building code.
6. Precaution must be taken to protect concrete and masonry. Concrete Sections 1908.9-19.8.10/ Masonry Sections 2111.3-2111.4.
7. It is strongly recommended that a registered land surveyor check all foundation forms before concrete is placed. This is done to verify that the proper setbacks are maintained.
8. Private garages located beneath habitable rooms in occupancies in Use Group R-1, R-2, R-3 or I-1 shall be separated from adjacent interior spaces by fire partitions and floor/ceiling assembly which are constructed with not less than 1-hour fire resisting rating. Private garages attached side-by-side to rooms in the above occupancies shall be completely separated from the interior spaces and the attic area by means of 1/2 inch gypsum board or the equivalent applied to the garage side. (Chapter 4, Section 407.0 of the BOCA/1999)
9. All chimneys and vents shall be installed and maintained as per Chapter 12 of the City's Mechanical Code. (The BOCA National Mechanical Code/1993). Chapter 12 & NFPA 211
10. Sound transmission control in residential building shall be done in accordance with Chapter 12, Section 1214.0 of the City's Building Code.
11. Guardrails & Handrails: A guardrail system is a system of building components located near the open sides of elevated walking surfaces for the purpose of minimizing the possibility of an accidental fall from the walking surface to the lower level. Minimum height all Use Groups 42". In occupancies in Use Group A, B, H-4, I-1, I-2, M, R, public garages and open parking structures, open guards shall have balusters or be of solid material such that a sphere with a diameter of 4" cannot pass through any opening. Guards shall not have an ornamental pattern that would provide a ladder effect. Handrails shall be a minimum of 34" but not more than 38". Exception: Handrails that form part of a guard shall have a height not less than 36 inches (914 mm) and not more than 42 inches (1067 mm). Handrail grip size shall have a circular cross section with an outside diameter of at least 1 1/4" and not greater than 2". (Sections 1021 & 1022.0). Handrails shall be on both sides of stairway. (Section 1014.7) **R-3 (ONE & TWO FAMILY DWELLINGS) GUARD HEIGHT IS 36" MINIMUM.**
12. Headroom in habitable space is a minimum of 7'6". (Section 1204.0)
13. Stair construction in Use Group R-3 & R-4 is a minimum of 10" tread and 7 1/2" maximum rise. All other Use Group minimum 11" tread, 7" maximum rise. (Section 1014.0)
14. The minimum headroom in all parts of a stairway shall not be less than 80 inches. (6'8") 1014.4
15. The Minimum required width of a corridor shall be determined by the most restrictive of the criteria under section 1011.3 but not less than 36".
16. Every sleeping room below the fourth story in buildings of Use Groups R and I-1 shall have at least one operable window or exterior door approved for emergency egress or rescue. The units must be operable from the inside without the use of special knowledge or separate tools. Where windows are provided as means of egress or rescue they shall have a sill height not more than 44 inches (1118mm) above the floor. All egress or rescue windows from sleeping rooms shall have a minimum net clear opening height dimension of 24 inches (610mm). The minimum net clear opening width dimension shall be 20 inches (508mm), and a minimum net clear opening of 5.7 sq. ft. (Section 1010.4)
17. Each apartment shall have access to two (2) separate, remote and approved means of egress. A single exit is acceptable when it exits directly from the apartment to the building exterior with no communications to other apartment units. (Section 1010.1)
18. All vertical openings shall be enclosed with construction having a fire rating of at least one (1) hour, including fire doors with self closure's. (Over 3 stories in height requirements for fire rating is two (2) hours. (Section 710.0)
19. The boiler shall be protected by enclosing with (1) hour fire rated construction including fire doors and ceiling, or by providing automatic extinguishment. (Table 302.1.1)

20. All single and multiple station smoke detectors shall be of an approved type and shall be installed in accordance with the provisions of the City's Building Code Chapter 9, Section 920.3.2 (BOCA National Building Code/1999), and NFPA 101 Chapter 18 & 19. (Smoke detectors shall be installed and maintained at the following locations):
 - In the immediate vicinity of bedrooms
 - In all bedrooms
 - In each story within a dwelling unit, including basements
21. A portable fire extinguisher shall be located as per NFPA #10. They shall bear the label of an approved agency and be of an approved type. (Section 921.0)
22. The Fire Alarm System shall be installed and maintained to NFPA #72 Standard.
23. The Sprinkler System shall be installed and maintained to NFPA #13 Standard.
24. All exit signs, lights and means of egress lighting shall be done in accordance with Chapter 10 Section & Subsections 1023.0 & 1024.0 of the City's Building Code. (The BOCA National Building Code/1999)
25. Section 25 - 135 of the Municipal Code for the City of Portland states, "No person or utility shall be granted a permit to excavate or open any street or sidewalk from the time of November 15 of each year to April 15 of the following year".
26. The builder of a facility to which Section 4594-C of the Maine State Human Rights Act Title 5 MRSA refers, shall obtain a certification from a design professional that the plans commencing construction of the facility, the builder shall submit the certification the Division of Inspection Services.
27. Ventilation and access shall meet the requirements of Chapter 12 Sections 1210.0 and 1211.0 of the City's Building Code. (Crawl spaces & attics).
28. All electrical, plumbing and HVAC permits must be obtained by Master Licensed holders of their trade. No closing in of walls until all electrical (min. 72 hours notice) and plumbing inspections have been done.
29. All requirements must be met before a final Certificate of Occupancy is issued.
30. All building elements shall meet the fastening schedule as per Table 2305.2 of the City's Building Code (The BOCA National Building Code/1996).
31. Ventilation of spaces within a building shall be done in accordance with the City's Mechanical code (The BOCA National Mechanical Code/1993). (Chapter M-16)
32. Please read and implement the attached Land Use Zoning report requirements.
33. Boring, cutting and notching shall be done in accordance with Sections 2305.3, 2305.3.1, 2305.4.4 and 2305.5.1 of the City's Building Code.
34. Bridging shall comply with Section 2305.16.
35. Glass and glazing shall meet the requirements of Chapter 24 of the building code. (Safety Glazing Section 2406.0)
36. All flashing shall comply with Section 1406.3.10.
37. All signage shall be done in accordance with Section 3102.0 signs of the City's Building Code, (The BOCA National Building Code/1999).
- *38. Exposures & awnings shall comply with section 3105.0. (See attached)

 Samuel Mendes, Building Inspector
 cc: L. McDougall, PFD
 Marge Schmuckal, Zoning Administrator
 Michael Nugent, Inspection Service Manager


PSH 10/1/00

****This permit is herewith issued, on the basis of plans submitted and conditions placed on these plans, any deviations shall require a separate approval.**

*****THIS PERMIT HAS BEEN ISSUED WITH THE UNDERSTANDING THAT ALL THE CONDITIONS OF THE APPROVAL SHALL BE COMPLETED. THEREFORE, BEFORE THE WORK IS COMPLETED A REVISED PLAN OR STATEMENT FROM THE PERMIT HOLDER SHALL BE SUBMITTED TO THIS OFFICE SHOWING OR EXPLAINING THAT THE CONDITIONS HAVE BEEN MET. IF THIS REQUIREMENT IS NOT RECEIVED YOUR CERTIFICATE OF OCCUPANCY SHALL BE WITHHELD. (You Shall Call for Inspections)**

******ALL PLANS THAT REQUIRE A PROFESSIONAL DESIGNER'S SEAL, (AS PER SECTION 114.0 OF THE BUILDING CODE) SHALL ALSO BE PRESENTED TO THIS DIVISION ON AUTO CAD LT. 2000, DXF FORMAT OR EQUIVALENT.**

*******CERTIFICATE OF OCCUPANCY FEE \$50.00**

01 0824

All Purpose Building Permit Application

If you or the property owner owes real estate or personal property taxes or user charges on any property within the City, payment arrangements must be made before permits of any kind are accepted.

Location/Address of Construction: 1364 Congress St (1372)		
Total Square Footage of Proposed Structure	Square Footage of Lot	
Tax Assessor's Chart, Block & Lot Chart# 1913019 Block# Lot#	Owner: Shaw's Realty Co.	Telephone: 774 7661
Lessee/Buyer's Name (If Applicable) Shaw's	Applicant name, address & telephone: Terri Gilpatrick PFD 756-8359	Cost Of Work: \$ 0 Fee: \$ Waiver
Current use: Parking Lot		
If the location is currently vacant, what was prior use: _____		
Approximately how long has it been vacant: _____		
Proposed use: _____		
Project description: To erect temp. tent 20' x 20' For Child Passenger Safety Event 7-21-01 11-3 tent 7/20 - 7/21		
Contractor's name, address & telephone: Who should we contact when the permit is ready: Terri Gilpatrick +X Call Mailing address: Portland Fire Dept Terri 7568359 Phone:		

IF THE REQUIRED INFORMATION IS NOT INCLUDED IN THE SUBMISSIONS THE PERMIT WILL BE AUTOMATICALLY DENIED AT THE DISCRETION OF THE BUILDING/PLANNING DEPARTMENT, WE MAY REQUIRE ADDITIONAL INFORMATION IN ORDER TO APPROVE THIS PERMIT.

I hereby certify that I am the Owner of record of the named property, or that the owner of record authorizes the proposed work and that I have been authorized by the owner to make this application as his/her authorized agent. I agree to conform to all applicable laws of this jurisdiction. In addition, if a permit for work described in this application is issued, I certify that the Code Official's authorized representative shall have the authority to enter all areas covered by this permit at any reasonable hour to enforce the provisions of the codes applicable to this permit.

Signature of applicant: Terri Gilpatrick	Date: 7/10/01
--	---------------

This is not a permit, you may not commence ANY work until the permit is issued

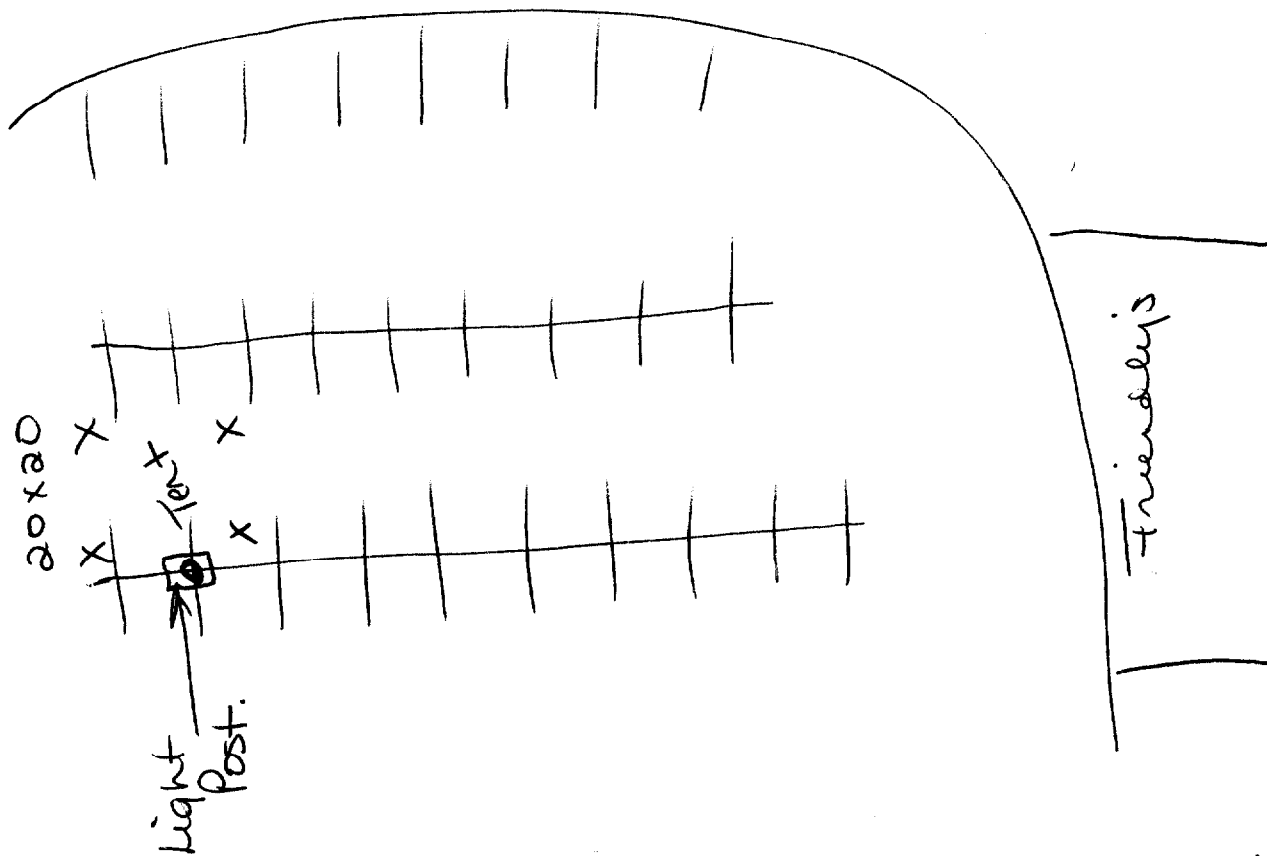
Westgate Plaza

Tent erected July 20
for Event July 21.

SHAW'S

Italian Veritope

Canopy Only



Stevens Ave



1364 Canopy St

LEAVITT & PARRIS, INC.

ESTABLISHED 1919

AWNINGS
PORCH CURTAINS
TARPAULINE
BOAT COVERS
TRUCK COVERS
SALE
CUSHIONS

AWNINGS, TENTS AND CANVAS PRODUCTS
FOR HOME, INDUSTRY AND MARINE

256 READ STREET
PORTLAND, MAINE 04103
(207) 797-0100
1-800-833-6679
FAX 797-4194

TENTS, CANOPIES,
ALL ACCESSORIES
RENTED FOR
WEDDINGS AND
ALL OCCASIONS

June 28, 2001

To whom it may concern:

This is to certify that the tents supplied to *Child Passenger Safety Program* are certified flame resistance that meets the requirements of the California Fire Marshall, Underwriters Laboratory Test Flamibility 354-H and Government Spec. CCC-C-428A.

Very truly yours,

Leavitt & Parris, Inc.

John H. Hutchins III
John H. Hutchins, III
President



Shaw's Supermarkets, Inc.

Terri Gilpatrick
Portland Fire Department
Child Passenger Safety Team
380 Congress Street
Portland, Me 04101

Dear Terri,

You have our permission to set up a 20'X20' tent here at Shaw's Westgate. We look forward to July 21st. See you then.

Sincerely,

Jeff Sanborn,
Manager Shaw's Westgate

1364 Congress St.
774-7661

*Copy to Terri Gilpatrick
25X25*