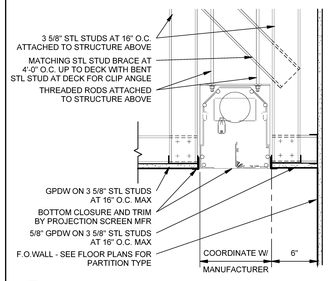

E2 PROJECTION SCREEN POCKET DETAIL
SCALE: 1 1/2" = 1'-0"

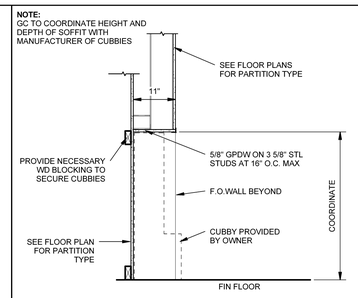

E3 SOFFIT DETAIL AT CORRIDOR CUBBIES
SCALE: 3/4" = 1'-0"

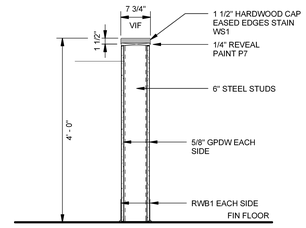

E4 LOW PARTITION AT WORK ROOM
SCALE: 3/4" = 1'-0"

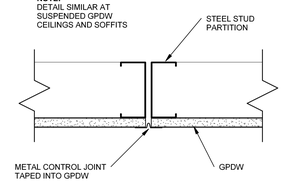

E5 STL STUD CONTROL JOINT DETAIL, TYP
SCALE: 3" = 1'-0"

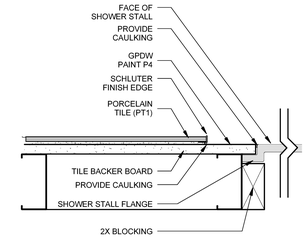

E6 PORCELAIN TILE WAINSCOT AT SHOWER STALL
SCALE: 3" = 1'-0"

HARRIMAN
AUBURN PORTLAND MANCHESTER

JEWISH COMMUNITY ALLIANCE OF SOUTHERN MAINE

PORTLAND, ME

Harriman Project No.	15309

Key Plan

Proj North

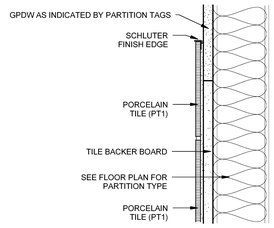

D1 PORCELAIN TILE WAINSCOT
SCALE: 3" = 1'-0"

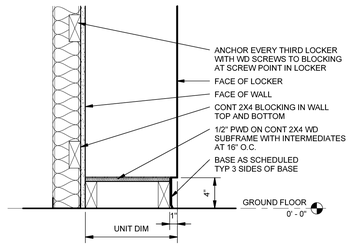

D2 LOCKER BASE DETAIL
SCALE: 1 1/2" = 1'-0"

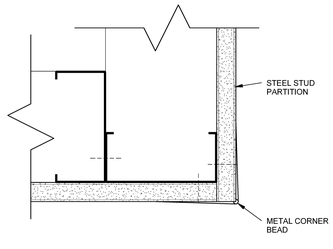

D3 TYPICAL CORNER BEAD DETAIL
SCALE: 6" = 1'-0"

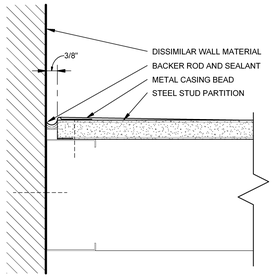

D4 CASING BEAD DETAIL, TYP
SCALE: 6" = 1'-0"

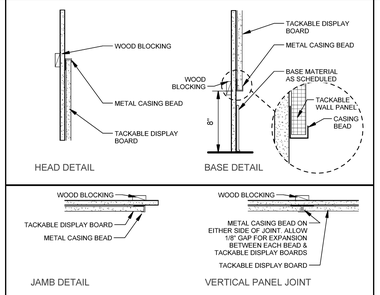

D6 TACKABLE DISPLAY JOINT DETAIL
SCALE: 1 1/2" = 1'-0"

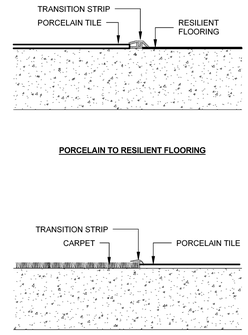

C6 FLOOR MATERIAL TRANSITIONS
SCALE: 3" = 1'-0"

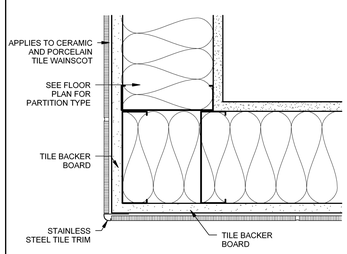

C1 TILE TRIM DETAIL
SCALE: 3" = 1'-0"

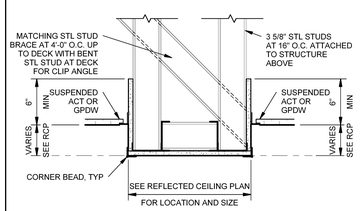

C2 SOFFIT DETAIL (WIDE)
SCALE: 1 1/2" = 1'-0"

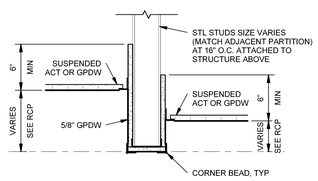

C3 SOFFIT DETAIL, TYP
SCALE: 1 1/2" = 1'-0"

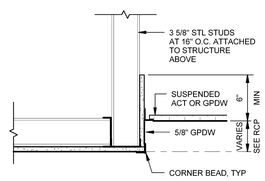

C4 SOFFIT DETAIL
SCALE: 1 1/2" = 1'-0"

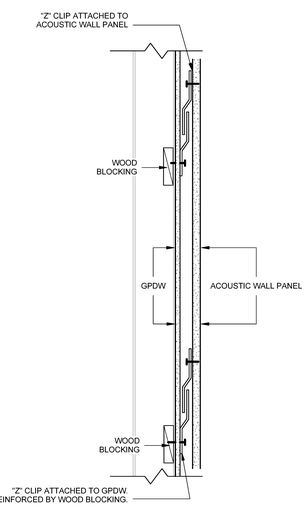

B5 "Z" CLIP ATTACHMENT DETAIL
SCALE: 1 1/2" = 1'-0"

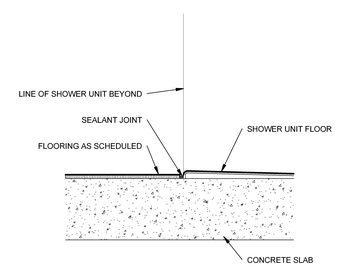

B6 SHOWER TRANSITION DETAIL
SCALE: 3" = 1'-0"

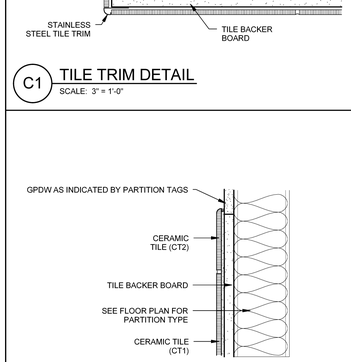

B1 CERAMIC TILE WAINSCOT
SCALE: 3" = 1'-0"

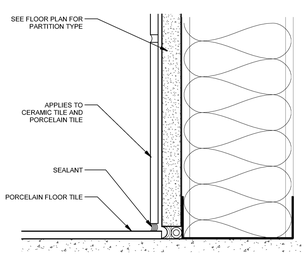

B2 TILE WALL BASE DETAIL
SCALE: 6" = 1'-0"

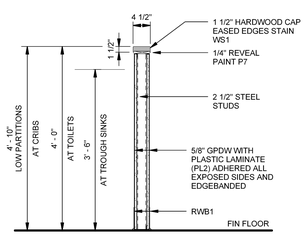

B3 LOW PARTITION SECTION WITH PLASTIC LAMINATE
SCALE: 3/4" = 1'-0"

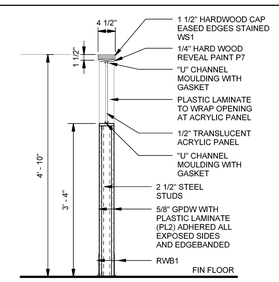

B4 LOW PARTITION SECTION AT ACRYLIC PANEL
SCALE: 3/4" = 1'-0"

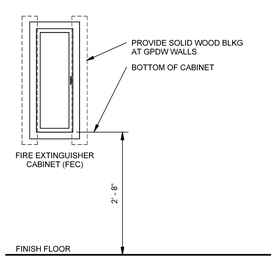

A1 FIRE EXTINGUISHER MOUNTING HEIGHT
SCALE: 3/4" = 1'-0"

NOTE:
SEE DETAIL XX/AXX.X FOR MOUNTING LOCATION

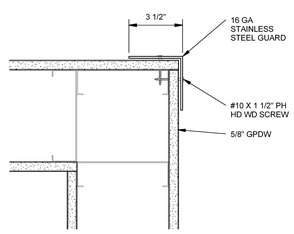

A2 STAINLESS STEEL CORNER GUARD
SCALE: 3" = 1'-0"

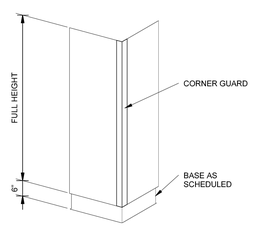

A3 CORNER GUARD ISO DETAIL
SCALE: 1/2" = 1'-0"

NOTES:

1. SINGLE DOORS: TACTILE SIGNS TO BE ON THE LATCH SIDE OF THE DOORS.
2. DOUBLE DOOR WITH (1) ACTIVE LEAF: LOCATE ON INACTIVE LEAF.
3. DOUBLE DOOR WITH (2) ACTIVE LEAFS: LOCATE TO RIGHT OF RIGHT DOOR.
4. IF NO WALL SPACE ADJACENT TO LATCH SIDE OF DOOR, LOCATE SIGN TO NEAREST ADJACENT WALL.
5. SEE DETAIL D4 / A40.1 FOR HEIGHT OF SIGN FROM FINISH FLOOR

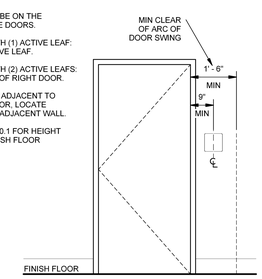

A4 ACCESSIBLE SIGNAGE LOCATION
SCALE: 1/2" = 1'-0"

NOTES:

1. MEASURED FROM THE BOTTOM OF THE LOWEST TACTILE CHARACTER.
2. MEASURED FROM THE BOTTOM OF THE HIGHEST TACTILE CHARACTER.

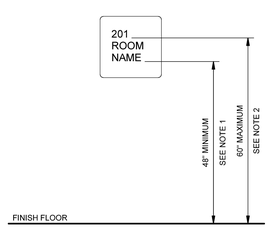

A5 ACCESSIBLE SIGNAGE
SCALE: 1" = 1'-0"

MOUNTING HEIGHTS ABOVE FINISHED FLOOR TO BOTTOM OF MARKERBOARDS AND TACKBOARDS:

CONFERENCE ROOM +36"

REFER TO INTERIOR ELEVATIONS FOR MOUNTING HEIGHTS OF MARKERBOARDS AND TACKBOARDS ABOVE CASEWORK.

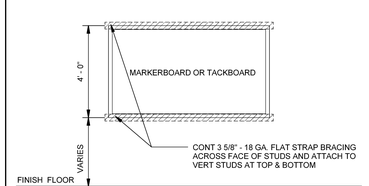

A6 MB/TB MOUNTING HEIGHTS
SCALE: 3/8" = 1'-0"

Issues and Revisions

Mark	Date	Description
-	03-25-16	CONSTRUCTION DOCUMENTS

LICENSED ARCHITECT
MARK D LEE
5340
STATE OF MAINE

Drawing Scales
As indicated

PA / PE: Designer
Drawn By: Author

© 2016 Harriman Associates

STANDARD INTERIOR DETAILS

A80.1

Plot Date: 3/29/2016 1:23:34 PM