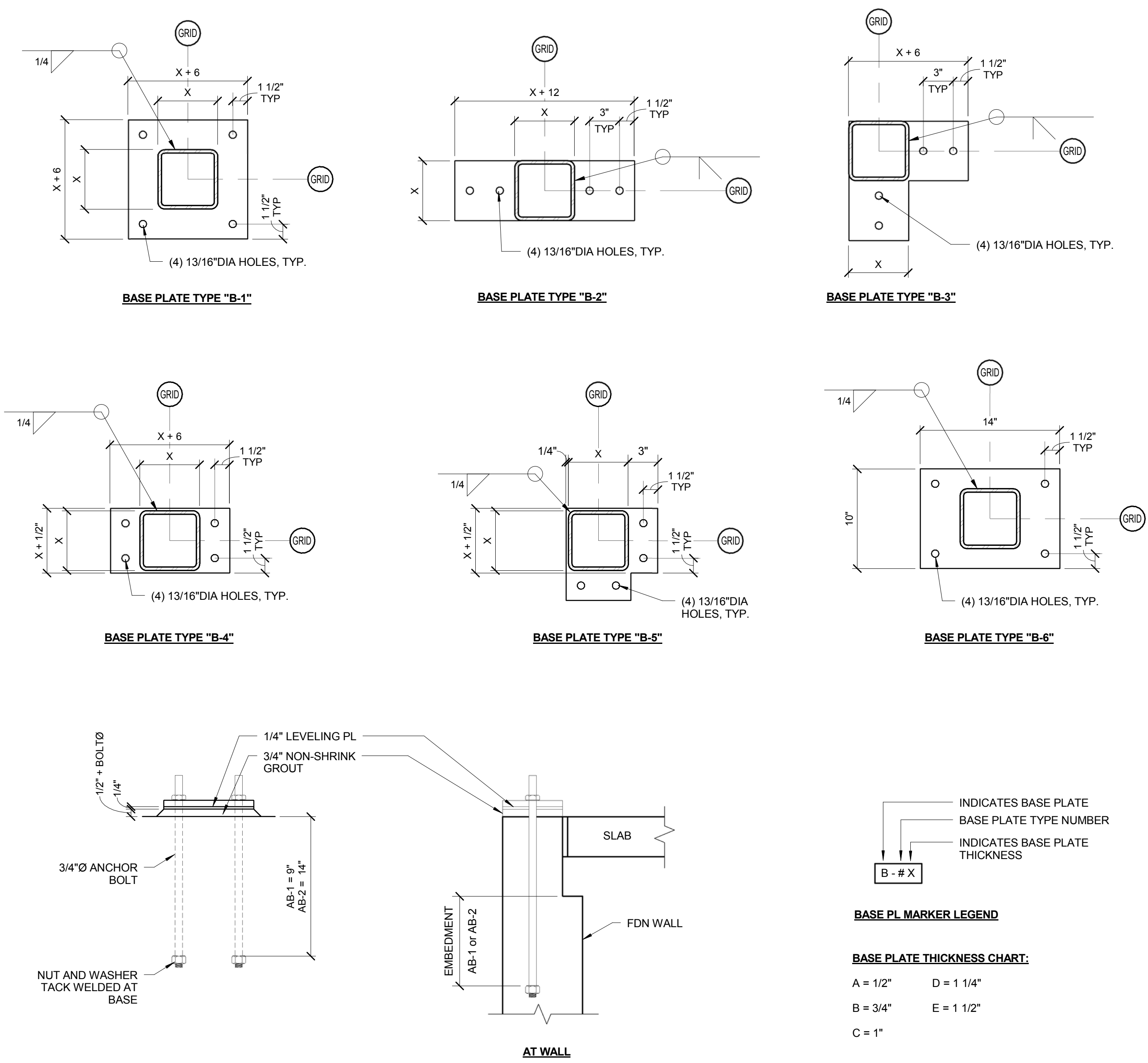
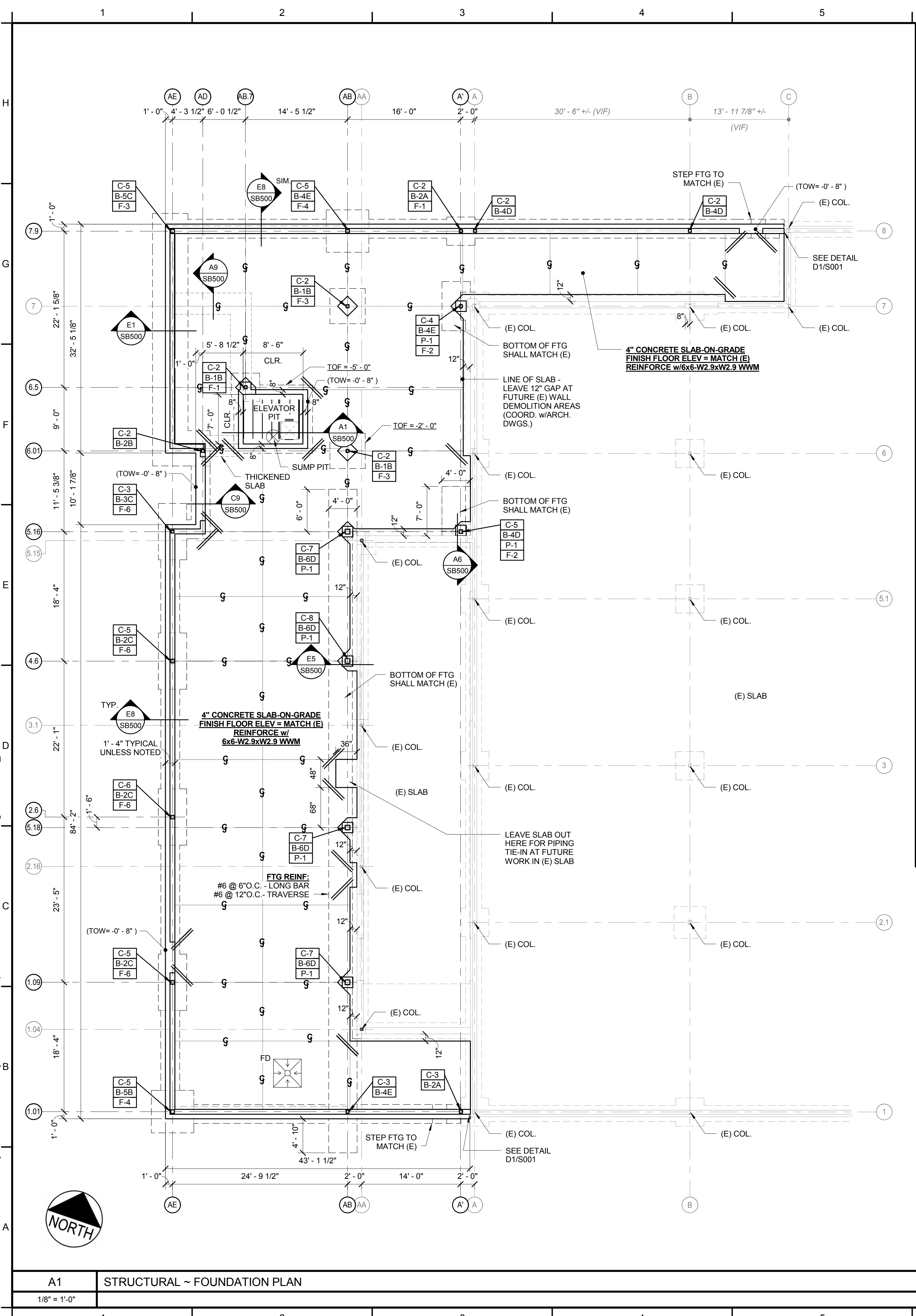


6/13/2013 11:54:11 AM N:\Projects\2012\12064 - Eyecare Medical Group-Addition and Renovation\00 Drawing Files\12064_S.rvt



D6 BASE PLATE TYPES
1 1/2" = 1'-0"

- FINISH SLAB ELEVATION = 0'-0" (SHALL MATCH EXISTING SLAB TYPICAL)
 - TOP OF WALL ELEVATION = 0'-0" UNLESS NOTED OTHERWISE
 - BOTTOM OF FOOTING SHALL BE 4'-6" MIN. BELOW FINISHED GRADE
- F-#** INDICATES FOOTING TYPE - SEE A9/SB100 FOR SCHEDULE
 - P-#** INDICATES CONCRETE PIER - SEE A9/SB100 FOR SCHEDULE
 - B-#X** INDICATES BASE PLATE TYPE - SEE D6/SB100 FOR DETAILS
 - C-#** INDICATES COLUMN TYPE - SEE A9/SB100 FOR SCHEDULE

COLUMN SCHEDULE - PH2	
MARK	SIZE
C-1	HSS4X4X5/16
C-2	HSS5X5X5/16
C-3	HSS5X5X3/8
C-4	HSS5X5X1/2
C-5	HSS6X6X5/8
C-6	HSS6X6X1/2
C-7	HSS8X8X1/2
C-8	HSS8X8X5/8

FOOTING SCHEDULE - PH2		
MARK	SIZE	REINFORCING
F-1	4'-0" x 4'-0" x 1'-6"	(11)#4 BARS, E.W. - BOTTOM
F-2	4'-0" x 7'-0" x 1'-6"	#6 @ 6" O.C. - LONG BARS, #6 @ 12" O.C. TRAVERSE
F-3	5'-0" x 5'-0" x 1'-6"	(10)#4 BARS, E.W. - BOTTOM
F-4	6'-0" x 6'-0" x 1'-6"	(8)#5 BARS, E.W. - BOTTOM
F-6	4'-0" x 8'-0" x 1'-6"	#5 BARS @ 8" O.C., E.W. - BOTTOM

PIER SCHEDULE - PH2		
MARK	SIZE	REINFORCING
P-1	18 x 18	(8)#5 BARS VERTICAL w/#3 TIES @ 12" O.C.


PDT ARCHITECTS
49 DARTMOUTH STREET
PORTLAND, MAINE 04101
207-775-1059
www.pdtarchs.com

Allied Engineering
Structural Mechanical Electrical Commissioning
160 Veranda Street
Portland, Maine 04103
Tel: 207.221.2260
Fax: 207.221.2260
Web: www.allied-eng.com

ALLIED PROJECT No.: 12064
CAD FILE: 12064_S.rvt

COPYRIGHT 2012 PDT Architects
Reuse or reproduction of the contents of this document is not permitted without written permission of PDT Architects.

E.M.G. - PHASE 2 ADDITION & RENOVATION
53 Sewall Street, Portland, ME 04102



PDT JOB NO. 12064

DRWN. CHK WPF

SCALE: As indicated

ISSUE: SITE AND FOUNDATION PACKAGE
JUNE 13, 2013

TITLE
STRUCTURAL - FOUNDATION PLAN

SHEET

SB100

A1 STRUCTURAL ~ FOUNDATION PLAN
1/8" = 1'-0"

A9 SCHEDULES