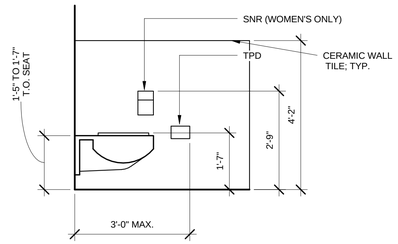

D5 TYPICAL STANDARD WATER CLOSET ASSEMBLY ELEVATION
1/2" = 1'-0"

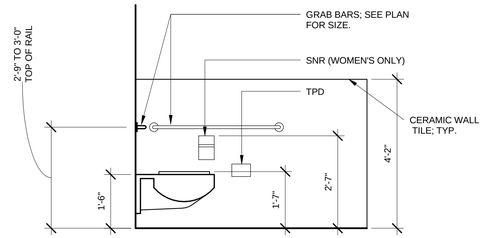

D4 TYPICAL BARRIER FREE WATER CLOSET ASSEMBLY ELEVATION
1/2" = 1'-0"

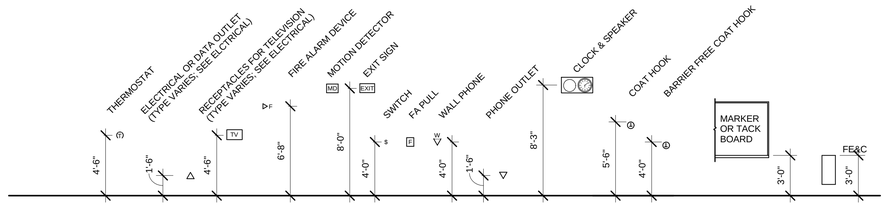

MOUNTING HEIGHT GENERAL NOTES:

1. SEE MECHANICAL, ELECTRICAL, AND TECHNOLOGY DRAWINGS FOR SPECIFIC FIXTURE OR DEVICE LOCATION AND DESIGNATION AND ADDITIONAL MOUNTING REQUIREMENTS.
2. COORDINATE LOCATION OF ALL RECEPTACLES, FIXTURES OR DEVICES WITH INTERIOR ELEVATIONS AND CASEWORK LOCATIONS.
3. REFER TO MANUFACTURER'S INSTRUCTIONS FOR SPECIFIC ADA REQUIRED MOUNTING HEIGHTS AS APPLICABLE.

D3 TYPICAL MOUNTING HEIGHTS
3/16" = 1'-0"

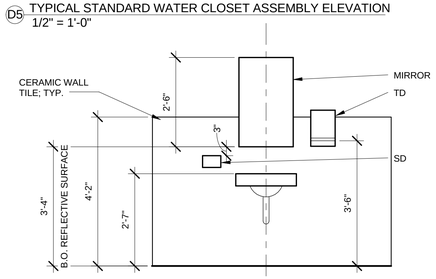

C5 TYPICAL STANDARD LAVATORY ASSEMBLY ELEVATION
1/2" = 1'-0"

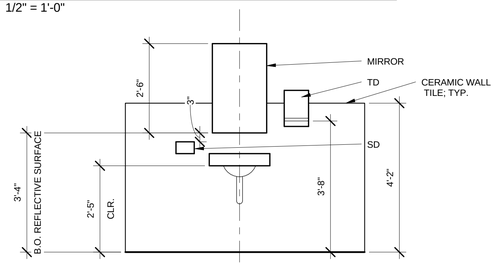

C4 TYPICAL BARRIER FREE LAVATORY ASSEMBLY ELEVATION
1/2" = 1'-0"

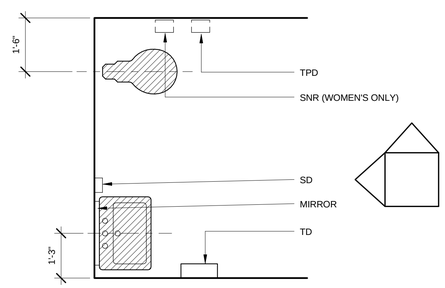

B5 TYPICAL STANDARD SINGLE TOILET PLAN
1/2" = 1'-0"

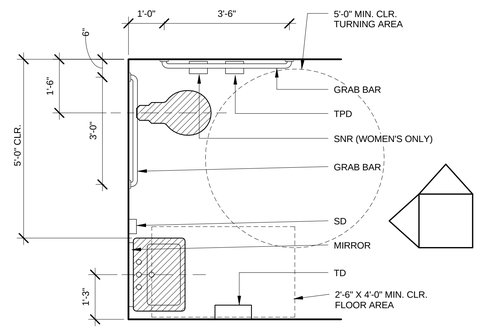

B4 TYPICAL BARRIER FREE SINGLE TOILET PLAN
1/2" = 1'-0"

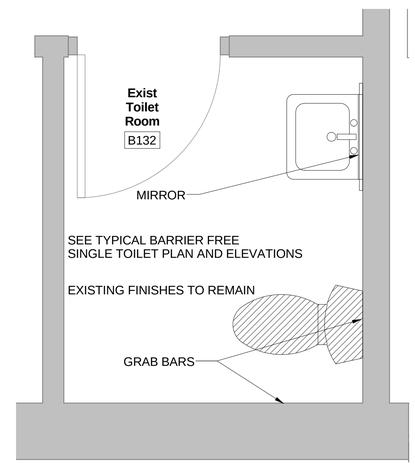

B2 TOILET ROOM B132
3/4" = 1'-0"

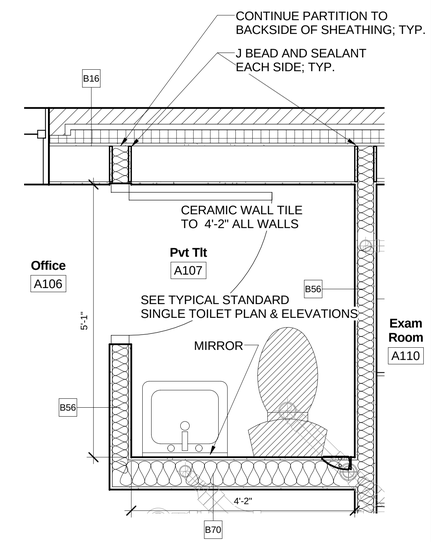

B1 PVT TOILET ROOM
3/4" = 1'-0"

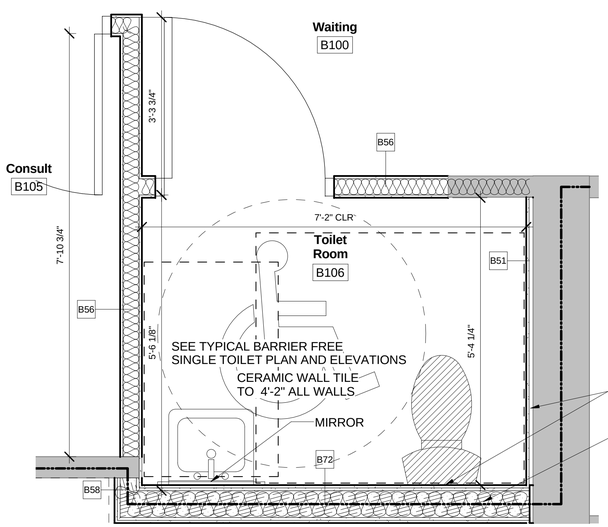

A5 TOILET ROOM
3/4" = 1'-0"

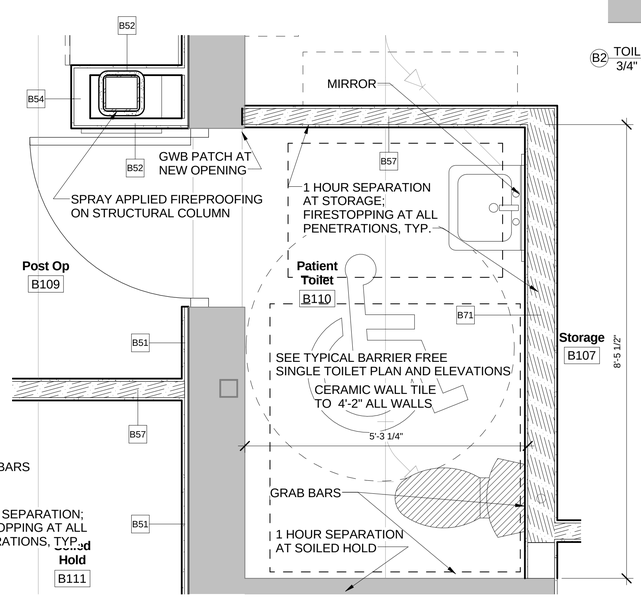

A3 TOILET ROOM - "B" PATIENT TOILET
3/4" = 1'-0"

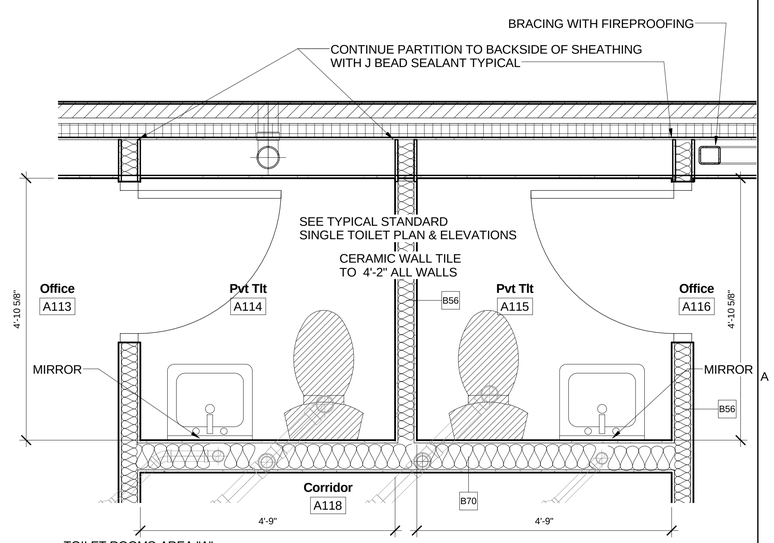

A2 TOILET ROOMS-AREA "A"
3/4" = 1'-0"

PDT ARCHITECTS
49 DARTMOUTH STREET
PORTLAND, MAINE 04101
207-775-1059
www.pdtarchs.com

COPYRIGHT 2013
PDT Architects
Reuse or reproduction of the contents of this document is not permitted without written permission of PDT Architects.

E. M. G.-PHASE 2-ADDITION & RENOVATION
53 Sewall Street, Portland, ME 04102

REGISTERED ARCHITECT DAVID C. WEBSTER No. 923 STATE OF MAINE

JOB NO.
12084

DRWN. CHK
AJK

SCALE:
As indicated

ISSUE
July 11, 2013

TITLE
ENLARGED PLANS & INTERIOR DETAILS

SHEET
A504