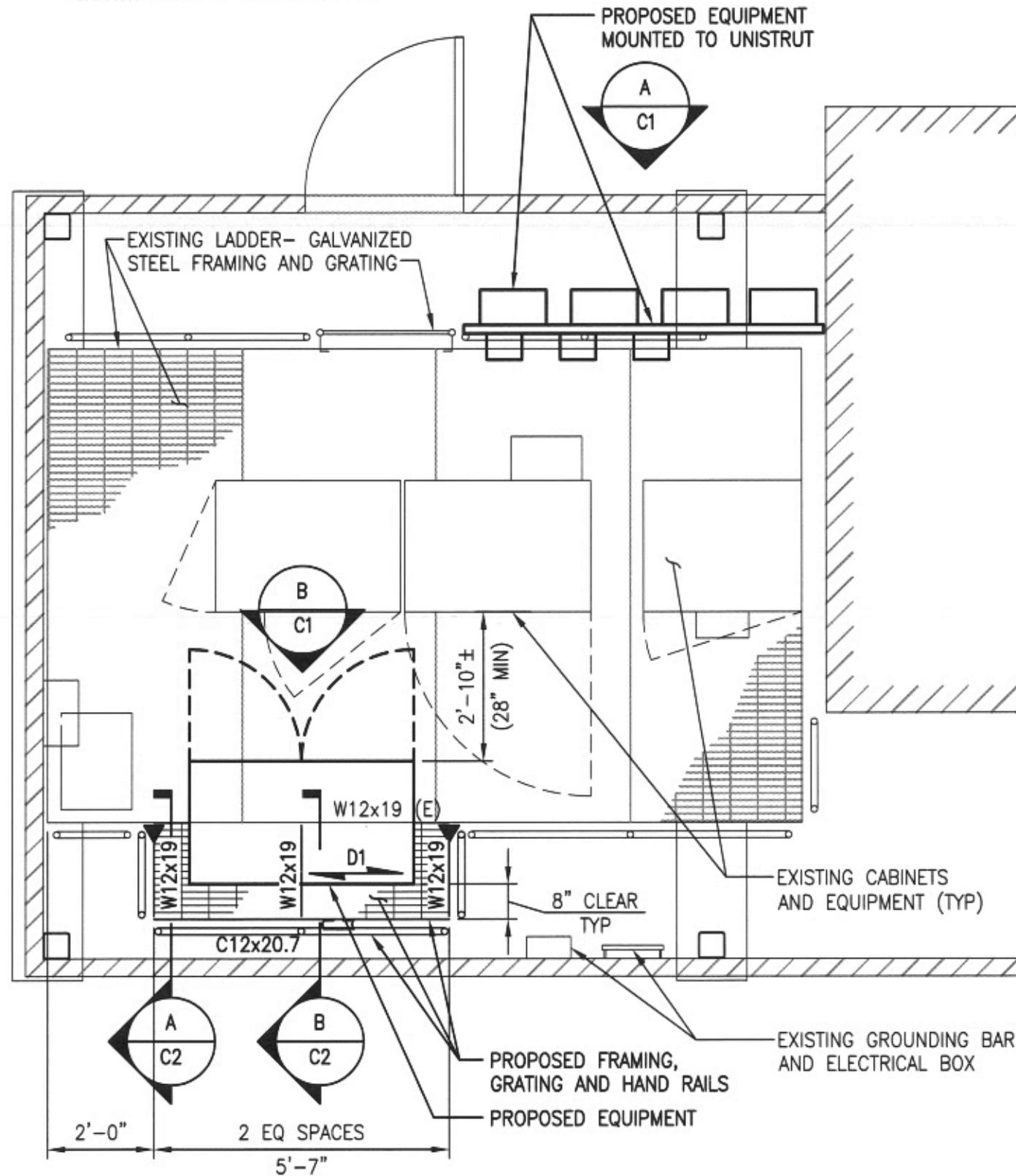
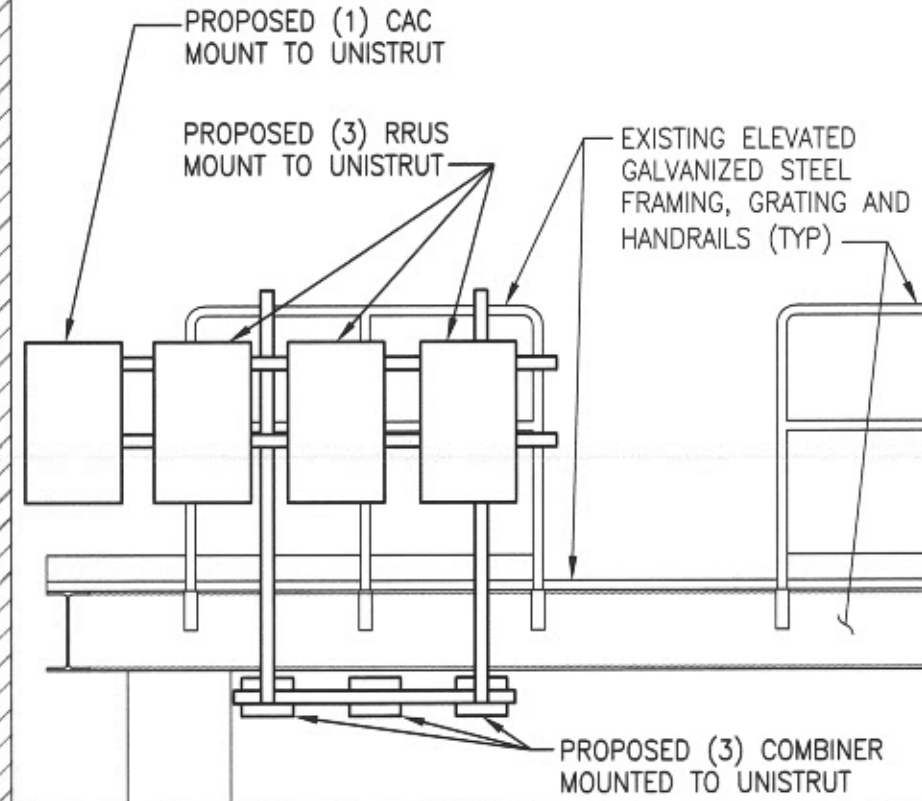


D1 INDICATES DIRECTION OF SPAN OF FLOOR GRATING. GRATING TO HAVE 1 1/4 x 3/8" BEARING BARS @ 1 3/8" O.C. & CROSS BARS @ 2" O.C.

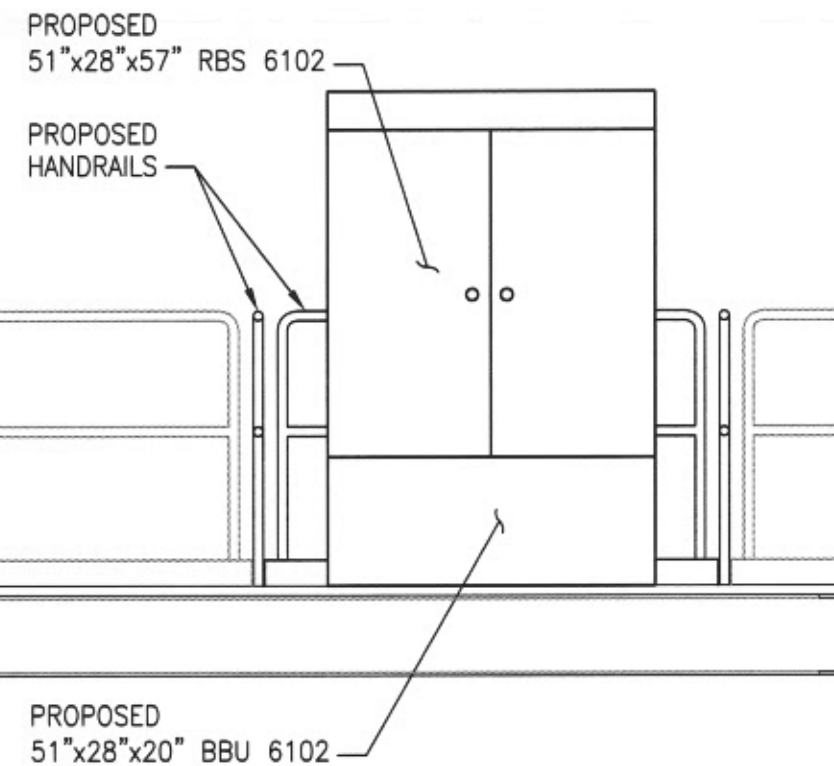
INDICATES STEEL CONNECTION CAPABLE OF DEVELOPING THE FULL MOMENT CAPACITY OF ATTACHED BEAM UNO



EQUIPMENT LAYOUT
SCALE: N.T.S.



A EQUIPMENT ELEVATION
SCALE: N.T.S.



B CABINET ELEVATION FRONT
SCALE: N.T.S.

PLANS PREPARED FOR:

U S Cellular
We connect with you
10 Corporate Drive, Suite 210, Bedford, NH 03110

PROJECT INFORMATION

853329 - DOUBLE TREE
1230 CONGRESS STREET
PORTLAND, ME NE 04101
(CUMBERLAND COUNTY)

PLANS PREPARED BY:

amec
511 Congress Street Suite 200, Portland ME 04101
P: (207) 774-5401 F: (207) 775-4762 www.amec.com

PROJECT COORDINATION & MANAGEMENT:

KJK Wireless, LLC
127 Ridge Road, Nashua, NH 03062
Phone: (603) 888-8974

SEAL

MICHAEL S. DELETETSKY
No. 5023
LICENSED PROFESSIONAL ENGINEER
6 June 2013

REV	DATE	ISSUED FOR
△	06/06/13	ISSUED FOR CONSTRUCTION

PROJECT NO: 3618138235

DRAWN BY: EJG

RELEASED BY: MSD

SHEET TITLE

**EQUIPMENT LAYOUT
PLAN AND ELEVATIONS**

SHEET NUMBER: **C1** REVISION: **0**