

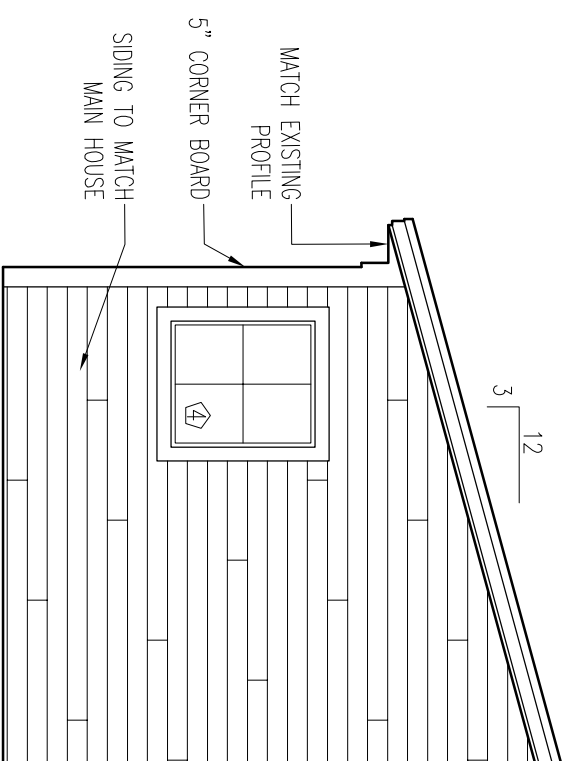
GOLDBERG RESIDENCE WINDOW SCHEDULE

WINDOW	TYPE	MODEL NO.	EGRESS	UNIT DIM. WIDTH	UNIT DIM. HT.	NOTES
1	CASEMENT DOUBLE HUNG	EXISTING ADH2830	NO	3'-6" V.I.F.	3'-0" V.I.F.	EXISTING TO REMAIN HP-LOW E4, SDL GRILLES FOR FENESTRATION U-FACTOR OF .29
2	AWNING	AAN2428	NO	2'-7 1/4"	2'-11 1/4"	HP-LOW E4, SDL GRILLES FOR FENESTRATION U-FACTOR OF .28
3	AWNING	AAN2428	NO	2'-3 1/4"	2'-7 1/4"	HP-LOW E4, SDL GRILLES FOR FENESTRATION U-FACTOR OF .29
4	AWNING DOUBLE HUNG	AAN2428	NO	2'-3 1/4"	2'-7 1/4"	HP-LOW E4, SDL GRILLES FOR FENESTRATION U-FACTOR OF .29
5	DOUBLE HUNG	EXISTING	NO	3'-0" V.I.F.	4'-2 1/2" V.I.F.	SALVAGE & RELOCATE EXISTING WINDOW
6	SKYLIGHT	CUSTOM	NO	10"	30 1/2"	WASCO, eMAX3 GLAZING FOR FENESTRATION U-FACTOR OF .51

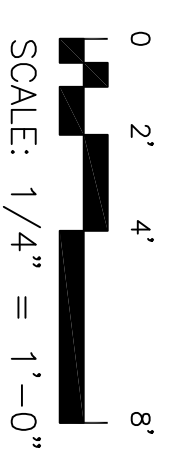
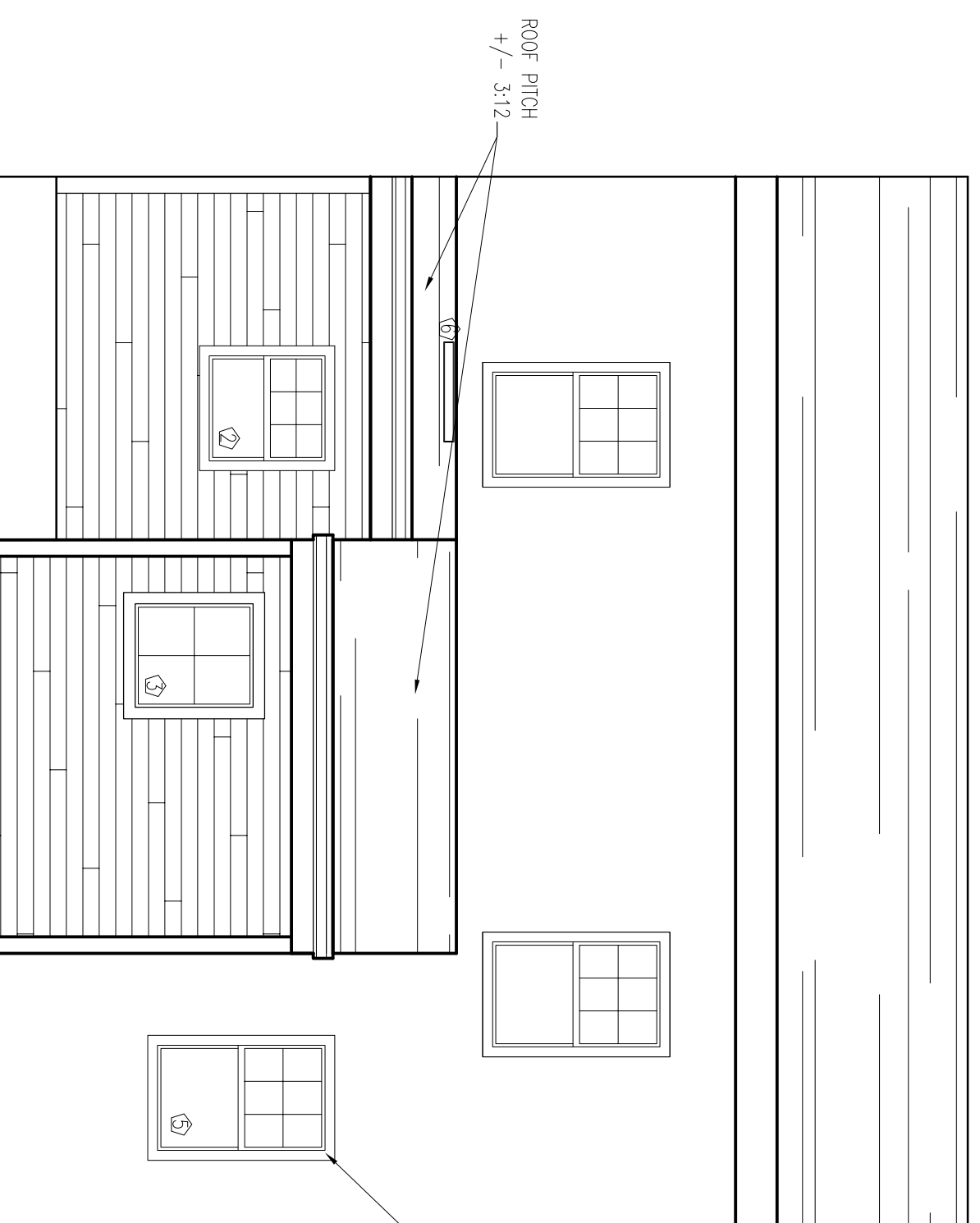
NOTES:

- 1) ALL WINDOWS TO BE WHITE INTERIOR & EXTERIOR FINISH
- 2) ZONE 6 FENESTRATION U-FACTOR FOR WINDOWS MUST BE 0.35 OR LESS. FOR SKYLIGHTS MUST BE 0.60 OR LESS

3 WINDOW SCHEDULE



2 SOUTH ELEVATION (PARTIAL)



ITEM	DESCRIPTION OF BUILDING ELEMENTS	# & TYPE OF FASTENER	SPACING OF FASTENER
ROOF			
1	Blocking between joists or rafters to top plate, toe nail	3-8d (2 1/2" x 0.113")	—
2	Ceiling joists to plate, toe nail	3-8d (2 1/2" x 0.113")	—
3	Ceiling joists not attached to parallel rafter, laps over partitions, face nail	3-10d	—
5	Rafter to plate, toe nail	2-16d (3 1/2" x 0.135")	—
	Rafter to ridge, valley or hip rafters:	4-16d (3 1/2" x 0.135")	—
	toe nail	3-16d (3 1/2" x 0.135")	—
6	face nail	—	—
WALLS			
7	Built-up corner studs	10d (3" x 0.128")	24" o.c.
8	Built-up header, two pieces with 1/2" spacer	16d (3 1/2" x 0.135")	16" o.c. along each edge
9	Continued header, two pieces	16d (3 1/2" x 0.135")	16" o.c. along each edge
10	Continuous header to stud, toe nail	4-8d (2 1/2" x 0.113")	—
11	Double studs, face nail	10d (3" x 0.128")	24" o.c.
12	Double top plates, face nail	10d (3" x 0.128")	24" o.c.
	Double top plates, minimum 24-inch offset of end joints,	8-16d (3 1/2" x 0.135")	—
13	face nail in lapped area	16d (3 1/2" x 0.135")	—
14	Sole plate to joist or blocking, face nail	16d (3 1/2" x 0.135")	16" o.c.
15	Sole plate to joist or blocking at braced wall panels	3-16d (3 1/2" x 0.135")	16" o.c.
		3-8d (2 1/2" x 0.113")	—
		or	—
16	Stud to sole plate, toe nail	2-16d (3 1/2" x 0.135")	—
17	Top or sole plate to stud, end nail	2-16d (3 1/2" x 0.135")	—
18	Top plates, laps at corners and intersections, face nail	2-10d (3" x 0.128")	—
		2-8d (2 1/2" x 0.113")	—
19	1" brace to each stud and plate, face nail	2 staples 1 3/4"	—
		2-8d (2 1/2" x 0.113")	—
20	1" x 6" sheathing to each bearing, face nail	2 staples 1 3/4"	—
		2-8d (2 1/2" x 0.113")	—
21	1" x 8" sheathing to each bearing, face nail	3 staples 1 3/4"	—
		3-8d (2 1/2" x 0.113")	—
22	Wider than 1" x 8" sheathing to each bearing, face nail	4 staples 1 3/4"	—
FLOOR			
23	Joist to sill or girder, toe nail	3-8d (2 1/2" x 0.113")	—
24	1" x 6" subfloor or less to each joist, face nail	2 staples 1 3/4"	—

NOTE:
FOR OTHER TYPES OF FASTENERS NOT LISTED HERE REFER TO IRC TABLE R602.3 (1) & (2)

4 FASTENER SCHEDULE

1 WEST ELEVATION

GOLDBERG-BURSON RESIDENCE

146 WHITNEY AVENUE,
PORTLAND, ME

PROJECT NO. 100

COPYRIGHT:

SHEET TITLE

EXTERIOR
ELEVATIONS &
SCHEDULES

A102