

## Virtus<sup>®</sup> II Module

250W, 255W, 260W



Efficiency

High Module Conversion Efficiencies



easy & quick

Easy Installation and Handling for Various Applications



- 2400Pa -  
- 5400Pa -

Mechanical Load Capability of up to 113 psf (5400 Pa)



IEC & UL

Conforms with IEC 61215:2005,  
IEC 61730: 2004, UL 1703 PV Standards



Certification

ISO9001, OHSAS18001, ISO14001 Certified

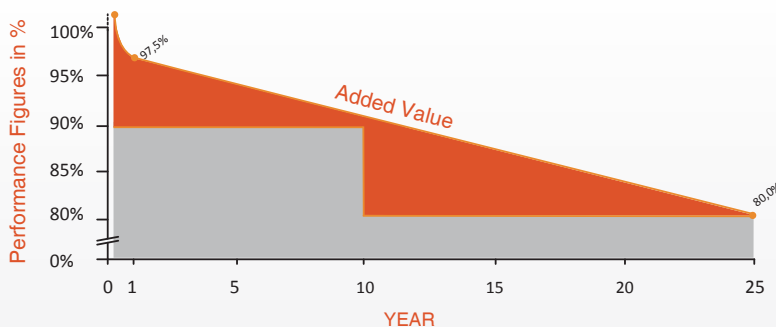


Safety & Fire

Application Class A, Safety Class II, Fire Rating C



Also Applicable For Module With Black Frame



10-year

material & workmanship

25-year

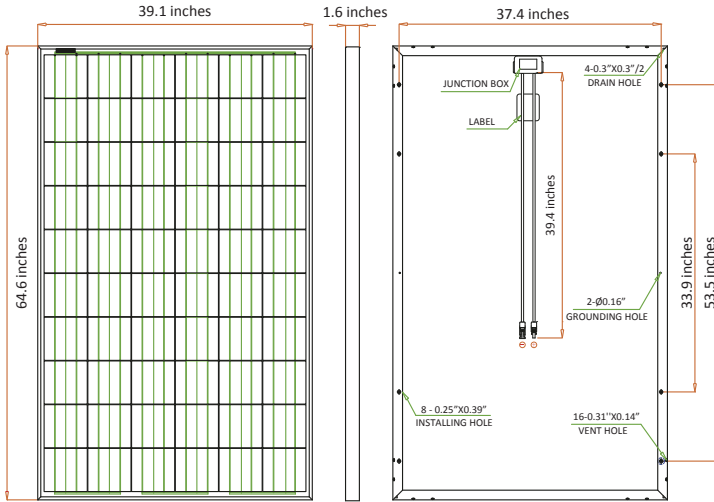
linear power output



APPROVED PRODUCT

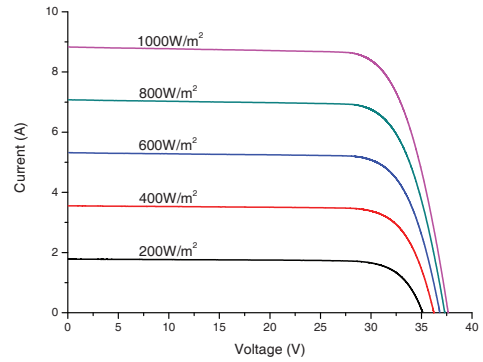


#### Dimensions



Drawing Only for Reference

#### I-V Curves



#### Efficiency at Varied Irradiation

Irradiance	200W/m <sup>2</sup>	400W/m <sup>2</sup>	600W/m <sup>2</sup>	800W/m <sup>2</sup>	1000W/m <sup>2</sup>
Efficiency	15.8%	16.2%	16.2%	16.1%	16.0%

#### Electrical Characteristics STC

	JC250M-24/Bbh	JC255M-24/Bbh	JC260M-24/Bbh
Maximum Power (Pmax)	250 W	255 W	260 W
Power Tolerance	0 ~ +5W	0 ~ +5W	0 ~ +5W
Module Efficiency	15.4%	15.7%	16.0%
Maximum Power Current (Imp)	8.31 A	8.39 A	8.53 A
Maximum Power Voltage (Vmp)	30.1 V	30.4 V	30.5 V
Short Circuit Current (Isc)	8.83 A	8.86 A	8.95 A
Open Circuit Voltage (Voc)	37.4 V	37.5 V	37.6 V

Values at Standard Test Conditions STC (AM1.5, Irradiance 1000W/m<sup>2</sup>, Cell Temperature 77°F)

#### Electrical Characteristics NOCT

	JC250M-24/Bbh	JC255M-24/Bbh	JC260M-24/Bbh
Maximum Power (Pmax)	185 W	189 W	193 W
Maximum Power Current (Imp)	6.57 A	6.63 A	6.74 A
Maximum Power Voltage (Vmp)	28.2 V	28.5 V	28.6 V
Short Circuit Current (Isc)	7.12 A	7.20 A	7.27 A
Open Circuit Voltage (Voc)	35.0 V	35.1 V	35.2 V

Values at Normal Operating Cell Temperature, Irradiance of 800W/m<sup>2</sup>, AM1.5, Ambient Temperature 68°F, Wind Speed 1m/s.

#### Mechanical Characteristics

Cell Type	6 inches Virtus® II (Polycrystalline), 60 (6x10) pcs in series
Glass	High Transmission, Low Iron, Tempered Glass
Frame	Anodized Aluminum Alloy
Junction Box	IP65/IP67 Rated, With Bypass Diodes
Dimension	*64.6 x 39.1 x 1.6 inches
Output Cable	12 AWG, 39.4 inches
Weight	41.9 lbs
Installation Hole Location	See Drawing Above

#### Characteristics

Temperature Coefficient of Voc	-0.167%/°F (-0.30%/°C)
Temperature Coefficient of Isc	0.022%/°F (0.04%/°C)
Temperature Coefficient of Pmax	-0.222%/°F (-0.40%/°C)
Nominal Operating Cell Temperature (NOCT)	113 ± 3.6°F (45 ± 2°C)

#### Packing Information

	20' GP	40' GP	40' HQ
Container			
Pallets per Container	12	28	28
Pieces per Container	300	700	770

Rev No: JC/TDS/2014.05 \*Contact ReneSola for tolerance specification  
CAUTION: All rights reserved. Design and specification are subject to change without prior notice.

#### Maximum Ratings

Operating Temperature	-40°F ~ +185°F (-40°C ~ +85°C)
Maximum System Voltage	1000VDC (US)
Maximum Series Fuse Rating	20A (US)