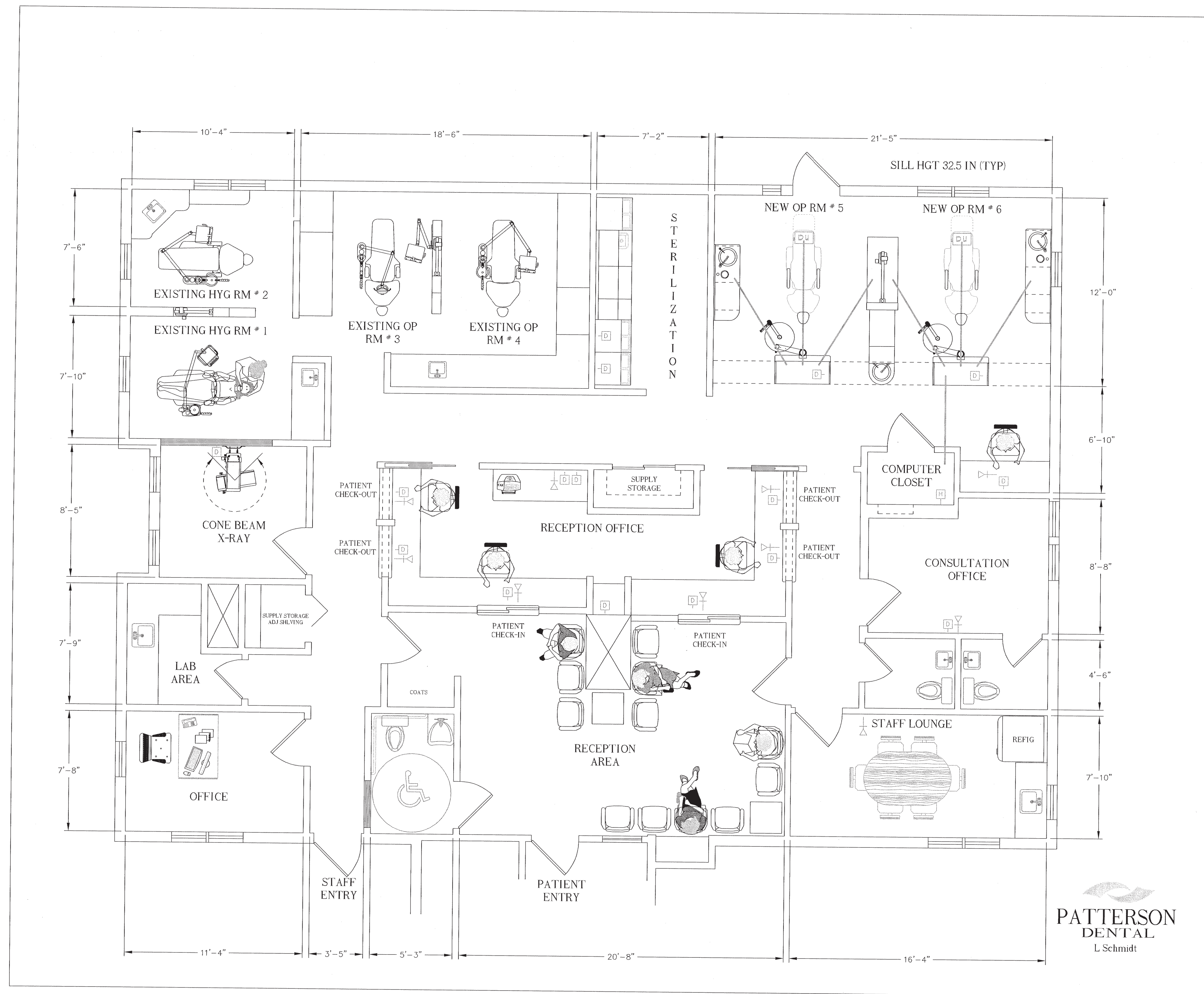


# DR MICHAEL BUFO... PROPOSED OFFICE LAYOUT


## TELEPHONE & DATA SPECIFICATIONS

AUGUST 2, 2013



TELEPHONE & DATA SPECIFICATIONS	
	Electrician shall pull CAT6 (min) cables for data / computer system.
	TELEPHONE OUTLET - Verify height and locations with doctor.
	DATA TERMINATION POINT - Run CAT 6 min back to HUB / ROUTER
	COMPUTER HUB / ROUTER - Run all CAT6 min data lines from this location. CONSULT WITH DR BUFO OR SEE THE PATTERSON DENTAL REPRESENTATIVE
	2 INCH CONDUIT - Run 2" PVC Pipe sub-slab as shown on plan to allow the ability to pull computer cables, etc between various pieces of dental equipment. See the Patterson Dental Rep.

202 Gannett Drive  
South Portland, ME  
800 639-1801



Designed by  
L Schmidt

THESE DRAWINGS AND SPECIFICATIONS ARE THE PROPERTY OF PATTERSON DENTAL SUPPLY AND ARE LIMITED TO A SPECIFIC PROJECT FOR THE PERSON OR COMPANY NAMED THEREON. NO PART OF THESE DRAWINGS OR SPECIFICATIONS ARE TO BE REPRODUCED OR TRANSMITTED IN ANY FORM OR BY ANY MEANS, ELECTRONIC OR MECHANICAL, INCLUDING PHOTOCOPYING, RECORDING, OR BY ANY INFORMATION STORAGE AND RETRIEVAL SYSTEM, WITHOUT THE WRITTEN PERMISSION OF PATTERSON DENTAL SUPPLY, INC. ANY DISCREPANCIES OR CHANGES SHALL BE BROUGHT TO THE ATTENTION OF PATTERSON DENTAL SUPPLY PRIOR TO THE COMMENCEMENT OF ANY WORK. THE CONTRACTOR SHALL BE RESPONSIBLE FOR OBTAINING ALL NECESSARY PERMITS, DISABILITIES ACT, ADA ACCESSIBILITY GUIDELINES, CURRENT AMERICAN NATIONAL STANDARD A117.1, AND ALL APPLICABLE STATE, CITY AND LOCAL CODES. THE CONTRACTOR SHALL COMPLY WITH ALL STATE, CITY AND LOCAL CODES PERTAINING TO THE CONSTRUCTION OF THIS PROJECT.



**DENTAL OFFICE BUILDING**  
DR M BUFO  
612 BRIGHTON AVE  
PORTLAND MAINE

DATE: AUGUST 2, 2013  
SCALE: 1/4" = 1'-0"

REVISED	DATE:

SHEET NO.

BUFO Interior Renovation  
E2 Tel Data Plan  
Stamped



THESE DIAGRAMS ARE NOT AN ARCHITECTURAL PLAN. THESE DIAGRAMS ARE NOT DRAWN TO ARCHITECTURAL SCALE, NOR DO THEY INCLUDE ALL OF THE REQUIREMENTS THAT MAY BE REQUIRED FOR AN ARCHITECT TO PROVIDE YOU WITH COMPLETE ARCHITECTURAL PLANS. PATTERSON'S DIAGRAMS MAY NOT BE SUBMITTED AS FINISHED ARCHITECTURAL DRAWINGS FOR THE PURPOSE OF OBTAINING A BUILDING PERMIT. IF YOU SHOULD CHOOSE TO USE PATTERSON'S DIAGRAM IN THE PLACEMENT OF YOUR EQUIPMENT, YOU SHOULD RETAIN A REGISTERED ARCHITECT TO CONVERT THE DIAGRAM INTO PROPER AND COMPLETE ARCHITECTURAL PLANS. PATTERSON WILL WORK WITH THE ARCHITECT YOU SELECT TO DEVELOP COMPLETE ARCHITECTURAL PLANS.