EQUIPMENT NOTES:

1. REFER TO FOOD SERVICE EQUIPMENT ROUGH-IN DRAWINGS FOR EXACT MOUNTING LOCATIONS, HEIGHTS, ETC. OF DEVICES.
2. COORDINATE EXACT NEMA CONFIGURATION WITH EQUIPMENT SUPPLIER CONTRACTOR PRIOR TO FINAL INSTALLATION.
3. PROVIDE INDIVIDUAL DEVICE, CIRCUIT, ETC. FOR EACH ITEM LISTED IN QUANTITY COLUMN OF SCHEDULE.
4. ALL CONDUIT AND FLEXIBLE CONDUITS THAT ARE EXPOSED TO WATER, SPLASHING, OR WEATHER SHALL BE LIQUIDTIGHT.
5. CONTRACTOR SHALL PROVIDE DISCONNECT SWITCHES IN ACCORDANCE WITH ALL APPLICABLE LOCAL CODES. ALL DISCONNECT SWITCHES IN COOKING AREAS SHALL BE NEMA TYPE 3R AND WALL MOUNTED TO AVOID THE SPLASHING OF WATER.
6. COORDINATE ALL WORK WITH EQUIPMENT SUPPLIER.

* ELECTRICAL CONTRACTOR SHALL PROVIDE SHUNT TRIP TYPE CIRCUIT BREAKER.

** ALL RECEPTACLES IN THE COOKING AREA SHALL BE GROUND-FAULT TYPE OR FED FROM GROUND-FAULT TYPE BREAKER.

EQUIPMENT SCHEDULE

ITEM No.	QTY	EQUIPMENT	MANUFACTURER
3	1	GLASS DISPLAY DOORS - FREEZER	2 DOOR UNIT - STYLELINE HYBRIDOOR S3, SATIN BLACK
4	1	GLASS DISPLAY DOORS - FREEZER	3 DOOR UNIT - STYLELINE HYBRIDOOR S3, SATIN BLACK
10	0	GLASS DISPLAY DOORS - COOLER	2 DOOR UNIT - STYLELINE HYBRIDOOR S2, SATIN BLACK
11	3	GLASS DISPLAY DOORS - COOLER	3 DOOR UNIT - STYLELINE HYBRIDOOR S2, SATIN BLACK
12	5	GLASS DISPLAY DOORS - COOLER	2 DOOR UNIT - STYLELINE HYBRIDOOR S3, SATIN BLACK
24	1	SANDWICH COOLER	SOUTHERN STORE FIXTURES MDI-03MS-8-2PR-REM
25	0	1-DOOR UPRIGHT STORAGE FREEZER	TRUE T-23F
26	0	1-DOOR UPRIGHT STORAGE FREEZER	TRUE T-23
28	1	82" REFRIGERATED WORK TABLE	DELFIELD MODEL 18682VD
29	1	ROLLER GRILL	CREATIVE SERVING R48XCF
31	1	BUN WARMER	CREATIVE SERVING BW48CF
33	1	WARMIMG RACK	HATCO GLO-RAY UNIT, SEE 1/A15a
34	2	ACCELERATED WARMING OVEN	MERRYCHEF 603R
35	1	MICROWAVE OVEN	PANASONIC MODELNE-1064T
38	0	HEATED CONDIMENT DISPENSER	STAR MODEL
39	1	PIZZA RACK	SUPPLIED AND INSTALLED BY ORION
43	2	ICE / BEVERAGE DISPENSER	SERVEND FRP250 W/ MANITOWOC SY0594N-161 REMOTE ICE MACHINE
44	1	FROZEN BEVERAGE MERCHANDISE	TRUE MODEL #GDM-10F SINGLE GLASS DOOR
45	1	FROZEN MILK SHAKE BLENDER	I'REAL FROZEN BEVERAGE BLENDER FRLB4 W/ BLENDER SHROUD
46	2	FROZEN CARBONATED BEVERAGE FREEZER	FBD - #564 4-HEAD FROZEN
51	1	BAG - IN - BOX RACK SYSTEM	AS SPECIFIED BY OWNER
52	1	CHILL ZONE AIR COMPRESSOR	THOMAS PUMP OMPRESSORS CLASSIC ULTRA OIL LESS COMPRESSOR
56	1	ELECTRONIC SAFE	BRINKS GALILEO 2 (BELOW COUNTER)
60	1	PREP BAR MILLWORK	9'-1 1/2"X4'-2" RECTANGULAR W/ PASTRY STATION SUPPLIED & INSTALLED BY ORION
61	1	LOTTERY STATION	SUPPLIED & INSTALLED BY ORION
68A	2	WATER HEATER	SEE PLUMBING DRAWINGS
77	3	ICED COFFEE BREWER	BUNN, INC. MODEL #ITB
80	2	6 FLAVOR CAPPUCCINO MACHINE	CURTIS #PCGT6
82	2	MILK AND CREAM DISPENSER	SURESHOT FLEXSHOT AC220-SS
83	2	FLAVOR SHOT DISPENSER	SURESHOT FLEXSHOT ACFC-10-14
84	2	SINGLE SOFT HEAT COFFEE BREWER	BUNN BREWWISE SH DBC W/ 1.5 GAL SH SERVER
85	3	DUAL SOFT HEAT COFFEE BREWER	BUNN BREWWISE SH DBC W/ 1.5 GAL SH SERVER
86	1	INSTANT HOT WATER DISPENSER	INSINKERATOR #C1300 SEE PLUBMING DRAWINGS
91	2	REGISTET W/ INTERCOM	SPECIFIED BY OWNER
92	1	LOTTERY TERMINAL	AS SPECIFIED BY STATE
93	1	TV MONITOR	SAMSUNG - 19" LED MONITOR #SMT-1934
94	1	MONEY ORDER MACHINE	AS SPECIFIED BY OWNER
98	0	AIR STATION	EXISTING TO REMAIN
102	1	ATM MACHINE	PROVIDE & INSTALLED BY OWNER
103	0	DVD MERCHANDISER	PROVIDE & INSTALLED BY OWNER
105	1	ICE MERCHANDISER	EXISTING TO REMAIN
106	2	LCD MENU BOARDS	IPS #SD470WUN - 47" LCD BOARD
110	2	FUTURE DIGITAL ORDER TAKER	RADIANT SYSTEM
111	1	FUTURE DIGITAL ORDER TERMINAL	RADIANT SYSTEM

LIGHTING FIXTURE SCHEDULE

ALL FLUORESCENT BALLAST SHALL BE OF THE ELECTRONIC, UNIVERSAL TYPE MANUFACTURED BY ADVANCE OR EQUAL

FIXTURE TYPE	DESCRIPTION	MANUFACTURER AND CATALOG NUMBER	LAMPS				
			No.	WATTAGE	TYPE	VOLTAGE	QUANTITY
A	2' X 4' TROFFER RECESSED MOUNTED	LIGHTOLIER: GOS2G232UNVCA-85V1	2	32	T8 / 3500K	120	3
A2	2' X 4' TROFFER W/ PLASTIC LENS RECESSED MOUNTED	LIGHTOLIER: GOS2G232UNVCA-85V1	2	32	T8 / 3500K	120	-
AE	2' X 4' TROFFER W/BATTERY BALLAST RECESSED MOUNTED	LIGHTOLIER: GO2G232120CA-85VI-EM	2	32	T8 / 3500K	120	2
AA	GAS PUMP CANOPY RECESSED MOUNTED	LSI: CR03-F0-LED-30-CW-UE	-	38.1	LED	120	-
B	2' X 2' PARABOLIC RECESSED MOUNTED	LIGHTOLIER: GOS2G217UNVCA-85Q	2	17	T8 / 3500K	120	23
BE	2' X 2' PARABOLIC W/ BATTERY BALLASTS RECESSED MOUNTED	LIGHTOLIER: GOS2G2170CA-85Q-EM	2	17	T8 / 3500K	120	7
BB	GAS PUMP CANOPY RECESSED MOUNTED	LSI: CRS-SC-LED-84-SS-CW-LE	-	97	LED	120	-
C	DOWNLIGHT RECESSED MOUNTED	SPECTRUM: SPS5HF-18-EX / 5620-WS	1	18	TT CFL/3500K	120	26
CE	DOWNLIGHT W/ BATTERY BALLAST RECESSED MOUNTED	SPECTRUM: SPS5HF-18-EX-EM / 5620-WS	1	18	TT CFL/3500K	120	2
CC	GAS PUMP CANOPY RECESSED MOUNTED	LSI: CRS-AC-LED-84-SS-CW-UE	-	98	LED	120	-
CL	SAME AS "C" FIXTURE, PROVIDE FIXTURE W/ LENS RECESSED MOUNTED	SPECTRUM: SPS5HF-18-EX / 5620-WS-GL	-	18	TT CFL/3500K	120	15
D	SINGLE CIRCUIT TRACK AND ACCESSORIES EC TO PROVIDE ALL NECCESSARY HARWARE AND COMPOMENTS FOR A COMPLETE AND FUNCTIONABLE TRACK SYSTEM. REFER TO ARCH. DWG FOR LENGTH OF TRACK PRIOR TO ORDERING. PROVIDE TRACK WITH A 300 WATT CURRENT LIMITOR	CON-TECH LIGHTING: TRACK: LT-B PENDANT FIXTURE ADAPTOR: LA-17A-B MONO POINT ADAPTOR: LA-18-B LINE VOLTAGE FIXTURE EXTENSION: LA1024-B	-	-	-	120	1
DA	TRACK MOUNTED PENDANT GLASS SHADE DIFFUSER: BUTTERSCOTCH FINISH	SEAGULL LIGHTING: 94667-6037	1	40	GD T4 (HALOGEN)	120	3
DD	AREA FIXTURE WITH 14 FOOT POLE 14 FOOT POLE AND 2 FOOT BASE	LSI: XAM3-FT-LED-119-350-CW-UE-HSS13-S	-	138	LED	120	-
E	COOLER & FREEZER. PROVIDE WITH LOW TEMPERATURE BATTERY BALLAST. SURFACE MOUNTED	PHILIPS DAY-BRITE: V2WAE35LB404UNV	2	36	T8 / 3500K	120	3
E2	COOLER & FREEZER. PROVIDE WITH LOW TEMPERATURE EMERGENCY BATTERY BALLAST. SURFACE MOUNTED	PHILIPS DAY-BRITE: V2WAE35LB404UNV	2	36	T8 / 3500K	120	4
F	INTERIOR PENDANT BEER CAVE FIXTURE -	LIGHTOLIER: PENDALYTE LED: 40471L3SU DIFFUSER: 409BL SUSPENSION KIT: 4912CTCGR	-	20	LED	120	-
FF	CANOPY WALL MOUNTED - COORDINATE HEIGHT WITH ARCHITECTURAL DRAWINGS/ARCHITECT.	LSI: XAWS3-FT-LED-63-450-CW-UE	-	-	LED	120	-
FW	CANOPY WALL MOUNTED - COORDINATE HEIGHT WITH ARCHITECTURAL DRAWINGS/ARCHITECT.	LSI: XCHWM3-WT-LED-28-350-CW-UE	28	34	LED	120	1
H	COOLER 7 FREEZER DOORS SURFACE MOUNTED	ANTHONY INTERNATIONAL: OPTIMAX2-72	-	39	LED	120	25
J	EXTERIOR DOWNLIGHT RECESSED MOUNTED	SPECTRUM: SGE6LEDFD-25W-35K-EI-AR6240FD-MW-GL-WL	1	25	LED	120	13
JE	EXTERIOR DOWNLIGHT W/ BATTERY BALLASTS RECESSED MOUNTED	SPECTRUM: SGE6LEDFD-25W-35K-EI-EMLED-AR6240FD-MW-GL-WL	1	25	LED	120	3
K	BATHROOM VANITY FIXTURE -	COOPER BC117NVEB810	1	17	T8	120	-
L	OUTSIDE SIGN AND FACADE FIXTURE WITH CLEAR EXTRUDED ACRYLIC LENS PIPE BRACKET MOUT	NEW ENGLAND LIGHTING: SL24T5HO	2	54	T5HO	120	1
M	EXTERIOR PATIO FIXTURE, POLE MTD. (SUPPLIED BY OTHERS) PROVIDED WITH EXTERIOR DRIVER.	CROSSOVER: XENM3-PT-5-LED-G3-450-CE-U3- PC120	1	77	LED	120	-
N	ATTIC 4' STRIP FIXTURE SURFACE MOUNTED PROVIDE FIXTURE WITH A CAGE COVER	DAY-BRITE: IA-2-32-120	2	32	T8	120	-
NE	ATTIC 4' STRIP FIXTURE SURFACE MOUNTED PROVIDE FIXTURE WITH A CAGE COVER, W/ BATTERY BALLASTS	DAY-BRITE: IA-2-32-120-EM	2	32	T8	120	-
X	SELF CONTAIN EXIT SIGN UNIVERSAL MOUNTED	LIGHTOLIER: LT-N-U-R-W	-	-	LED	120	-
X2	SELF CONTAINED EXIT SIGN W/ REMOTE CAPACITY UNIVERSAL MOUNTED	LIGHTOLIER: LT-N-U-R-W-DC12	-	-	LED	120	-
X3	REMOTE HEAD WALL MOUNTED	LITHONIA: AFNWEXT	-	-	INCLUDED	12	-

LIGHTING NOTES:

1. REFER TO DRAWING E0.01 FOR GENERAL NOTES AND LEGEND.
2. REFER TO ARCHITECTURAL REFLECTED CEILING PLAN FOR EXACT PLACEMENT OF FIXTURES.
3. REFER TO BUILDING ELEVATIONS FOR EXACT LOCATION OF WALL MOUNTED FIXTURES.
4. ALL EXTERIOR LIGHTING CONTROLLED VIA THE TIME CLOCK CONTROLLER AND MANUAL OVER-RIDE SWITCH.
5. ALL LAMPS ARE TO BE MANUFACTURED BY GENERAL ELECTRIC, PHILLIPS OR SYLVANIA.
6. ALL LIGHTING FIXTURES ARE TO BE SUPPLIED WITH HIGH-EFFECIENT BALLASTS.
7. REFER TO LIGHTING PLAN ON SHEET E1.01 FOR EXACT QUANTITY OF LIGHTING FIXTURES.
8. REFER SITE DRAWINGS (BY OTHERS) FOR EXACT AMOUNT OF NEW SITE LIGHTING FIXTURES.

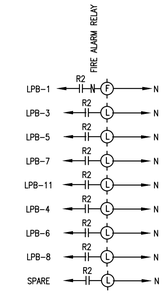

ELECTRICAL - INSIDE LIGHTING RELAY SINGLE LINE

SCALE: NTS

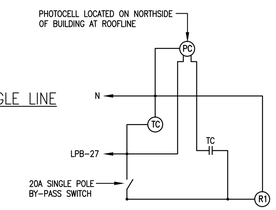

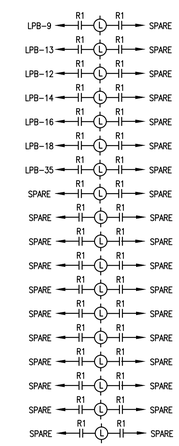

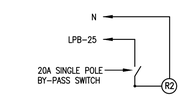

IMPORTANT NOTES:

ALL EXISTING EXTERIOR LIGHTING FIXTURES TO REMAIN. E.C. SHALL TIE EXISTING CIRCUITRY AND CONTROLS INTO NEW "CPI" PANELS AND CONTROL EQUIPMENT. VERIFY WIRING WITH MANUFACTURER, TYPICAL.

ELECTRICAL - OUTSIDE LIGHTING RELAY SINGLE LINE

SCALE: NTS

LIGHTING NOTES:

1. REFER TO DRAWING E0.01 FOR GENERAL NOTES AND LEGEND.
2. REFER TO ARCHITECTURAL REFLECTED CEILING PLAN FOR EXACT PLACEMENT OF FIXTURES.
3. REFER TO BUILDING ELEVATIONS FOR EXACT LOCATION OF WALL MOUNTED FIXTURES.
4. ALL EXTERIOR LIGHTING CONTROLLED VIA THE TIME CLOCK CONTROLLER AND MANUAL OVER-RIDE SWITCH.
5. CONNECT EMERGENCY BALLAST TO THE UN-SWITCHED LEG OF CIRCUIT INDICATED.
6. CONNECT EXIT SIGN TO THE UN-SWITCHED LEG OF CIRCUIT INDICATED.
7. ALL OVERHEAD WIRING SHALL BE RIGID CONDUIT WITH JUNCTION BOXES. WIRE WHIPS IN EMT SHALL BE PERMITED.
8. SEAL LIGHTING FIXTURE AT CEILING TO MAINTAIN COOLER/FREEZER TEMPERATURE.
9. BOSTON RETAIL FASTLANE MODULAR WIRING SYSTEM TO PROVIDE 20 AMPERE, 120 AND 120/208 VOLT POWER CIRCUITS, WIRING AND DEVICES FOR THIS PROJECT. FOR TECHNICAL INFORMATION OR QUESTIONS CONTACT JIM ALBURN AT BOSTON RETAIL AT 1(781)306-4110.
10. POWER CIRCUITS PROVIDED BY THE FASTLANE SYSTEM ARE AS NOTED ON DRAWING BR-1 FASTLANE (MAIN DISTRIBUTION BOX) MDB LAYOUT.
11. FASTLANE MDBS ARE EQUIPPED WITH BOSTON RETAIL FASTCONNECT HOMERUN PANEL CONNECTOR AND ATTACH TO PRE-WIRED PORTS ON THE ELECTRICAL PANEL.
12. LIGHTING CIRCUIT WIRING PROVIDED BY THE FASTLANE SYSTEM INCLUDE BRANCH CIRCUIT, SWITCHING MODULES AND LIGHT-FIXTURE INTERCONNECT WIRING.
13. ALL LAMPS ARE TO BE MANUFACTURED BY GENERAL ELECTRIC, PHILLIPS OR SYLVANIA.
14. ALL LIGHTING FIXTURES ARE TO BE SUPPLIED WITH HIGH-EFFECIENT BALLASTS.

Project Title:
Cumberland Farms
Store # 5613
512 Woodford Street

Portland, ME

Cumberland FARMS

100 Crossing Blvd
Framingham, Ma
tel 508 270 1400

Architect

phase zero design
40 TREMONT STREET, SUITE 62
DUXBURY, MASSACHUSETTS 02332
PHONE:(781) 452-7121
FAX:(860) 264-1628
WEBSITE: www.phasezerodesign.com

Seal

STATE OF MAINE
RAYMOND
No. 10240
LICENSED
PROFESSIONAL ENGINEER

Consultant

ENGINEERING DESIGN SERVICES INCORPORATED
141 Industrial Highway Slatersville, RI 02876
Tel (401) 765-7639 Fax (401) 765-2984

Revisions

No.	Date	Issued for
-	11/22/13	90% Review Set
	01/24/14	Bid and Permit

Key Plan

Title
ELECTRICAL:
EQUIPMENT AND FIXTURE SCHEDULES AND DIAGRAMS

Date

Drawing No.

E5.02

Cumberland Farms
Project No. 2113119