




Seal

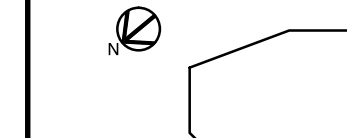


Consultant

Revisions

No.	Date	Issued for
-	11/22/13	90% CD Review Set
-	01/24/14	Bid & Permit

Key Plan



Title
FLOOR PLAN

Date

Drawing No.

A1.1

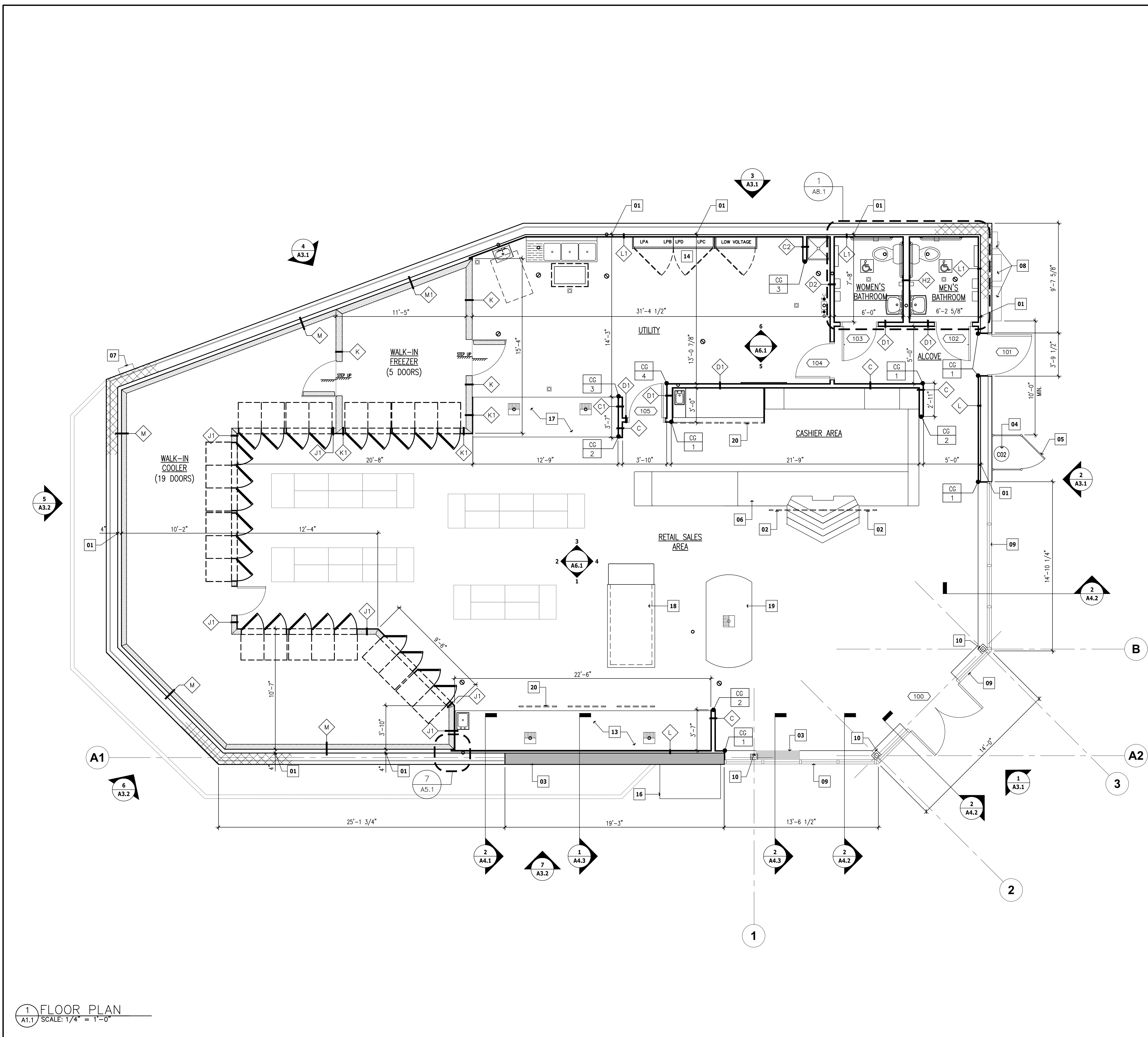
FLOOR PLAN KEY NOTES

- 01 REFERENCE POINT FOR DIMENSION IS TO INSIDE FACE OF EXISTING MASONRY WALL.
- 02 LCD MENU BOARD (ABOVE).
- 03 IN-FILL EXISTING WALL OPENING AS REQUIRED FOR NEW CONSTRUCTION. IN-FILL SHALL MATCH EXISTING.
- 04 NEW LOCATION OF CO2 SYSTEM.
- 05 NEW CO2 ENCLOSURE. G.C. TO INSTALL 6'-0" TALL GALV. STEEL CHAIN LINK FENCING. G.C. TO INSTALL LOCKABLE GATE.
- 06 CHECKOUT MILLWORK.
- 07 EXISTING GAS SERVICE ENTRANCE AND METER TO REMAIN.
- 08 UPGRADE AND RELOCATE ELECTRIC SERVICE AND METER. REFER TO ELECTRIC DRAWINGS FOR ADDITIONAL INFORMATION.
- 09 NEW ALUMINUM STOREFRONT SYSTEM WITH 1" INSULATED GLAZING PANELS.
- 10 WRAP EXISTING BUILDING COLUMN W/ BREAK METAL. EXTEND THE BREAK METAL TO 6" (MIN.) ABOVE CLG. BREAK METAL TO MATCH STOREFRONT.
- 11 EXISTING DUMPSTER TO REMAIN.
- 12 EXISTING CHAIN LINK FENCE DUMPSTER ENCLOSURE TO REMAIN. G.C. TO INSPECT EXISTING ENCLOSURE FOR DAMAGE AND REPAIR AND/OR REPLACE AS REQUIRED.
- 13 COFFEE BAR MILLWORK.
- 14 NEW ELECTRIC DISTRIBUTION PANELS. REFER TO ELECTRIC DRAWINGS FOR ADDITIONAL INFORMATION.
- 15 NEW LOCATION OF "BLUE RHINO" PROPANE GAS DISPENSER.
- 16 NEW ICE MERCHANDISER.
- 17 CHILLZONE MILLWORK.
- 18 PREP BAR MILLWORK.
- 19 SANDWICH COOLER.
- 20 MENU BOARD (ABOVE).

*NOTE: SEE DWG A0.3 FOR WALL TYPES & WALL FINISH SPECS
SEE DWG A1.5 FOR EQUIPMENT PLAN
SEE DWG A2.1 FOR DOOR SCHEDULE

FLOOR PLAN LEGEND:

- EXISTING WALL AND/OR PARTITION TO REMAIN
- EXISTING WALL AND/OR PARTITION TO BE REMOVED
- NEW EXTERIOR WALL INFILL
- NEW INTERIOR WALL AND/OR PARTITION
- NEW WALK-IN COOLER AND/OR FREEZER WALL
- EXISTING DOOR AND FRAME TO REMAIN
- EXISTING DOOR AND FRAME TO BE REMOVED
- NEW DOOR, FRAME AND HARDWARE
- FLOOR SINK
- FLOOR DRAIN
- FLOOR CLEAN OUT



1 FLOOR PLAN
A1.1 SCALE: 1/4" = 1'-0"