


Instant light shaft




New installations are now even easier with the **Instant Light Shaft** for cathedral ceilings (ZZZ 234).

- Works on all "box" type (not flared) light shafts with deck mounted skylights
- 16-in. standard depth (trim to actual depth on site)
- All other pieces are pre-cut to size for easy assembly



Energy efficiency


Most VELUX products are ENERGY STAR® qualified in all 50 states. Improve energy performance further with the addition of a blind.



Choosing the right glass

Recommended for out-of-reach applications

Clean, Quiet & Safe glass




Clean

Features Neat® glass coating to keep your skylight cleaner, longer, leaving skylights virtually spotless.



Quiet

Reduce unwanted outside noise by up to 25% less than a standard double pane glass, and up to 50% less than a plastic skylight.



Safe

VELUX recommends and building codes require laminated glass for out of reach applications.



Clean, Quiet & Safe also available in impact, Miami-Dade, white laminated and snowload types of glass.

Recommended for in-reach applications

Tempered glass

Consists of a dual pane, triple-coated with LoE3, dual-sealed and injected with argon gas.

