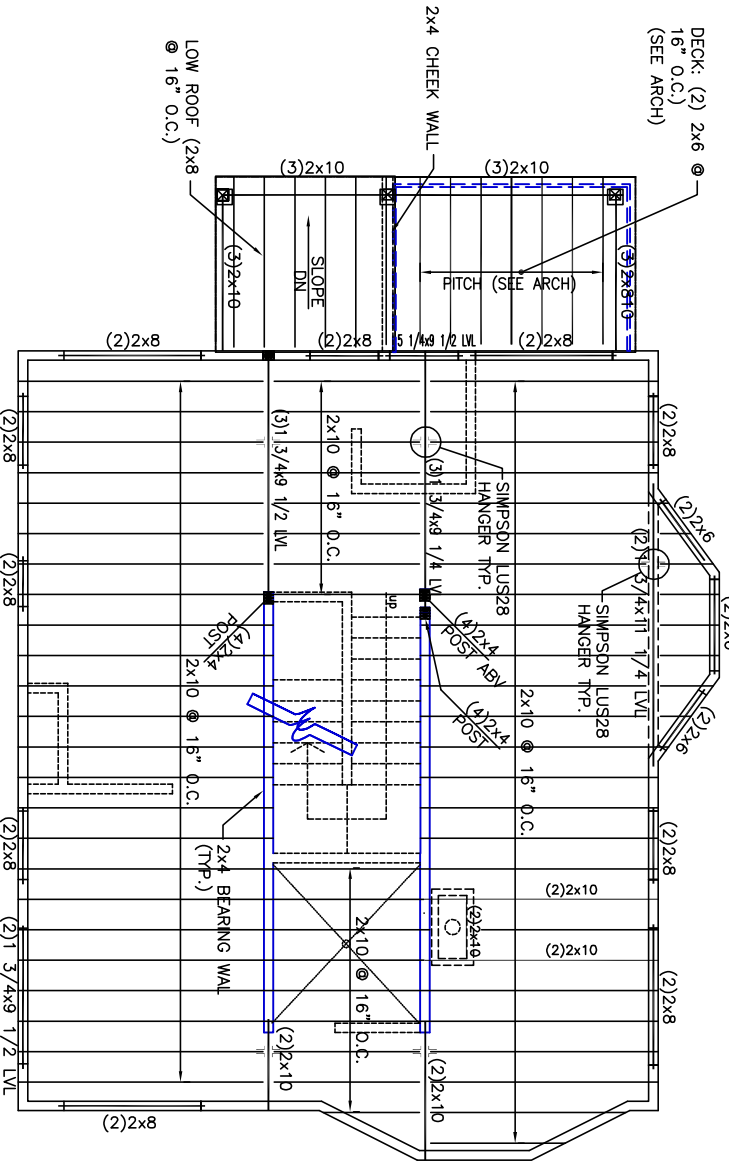


ROOF FRAMING PLAN

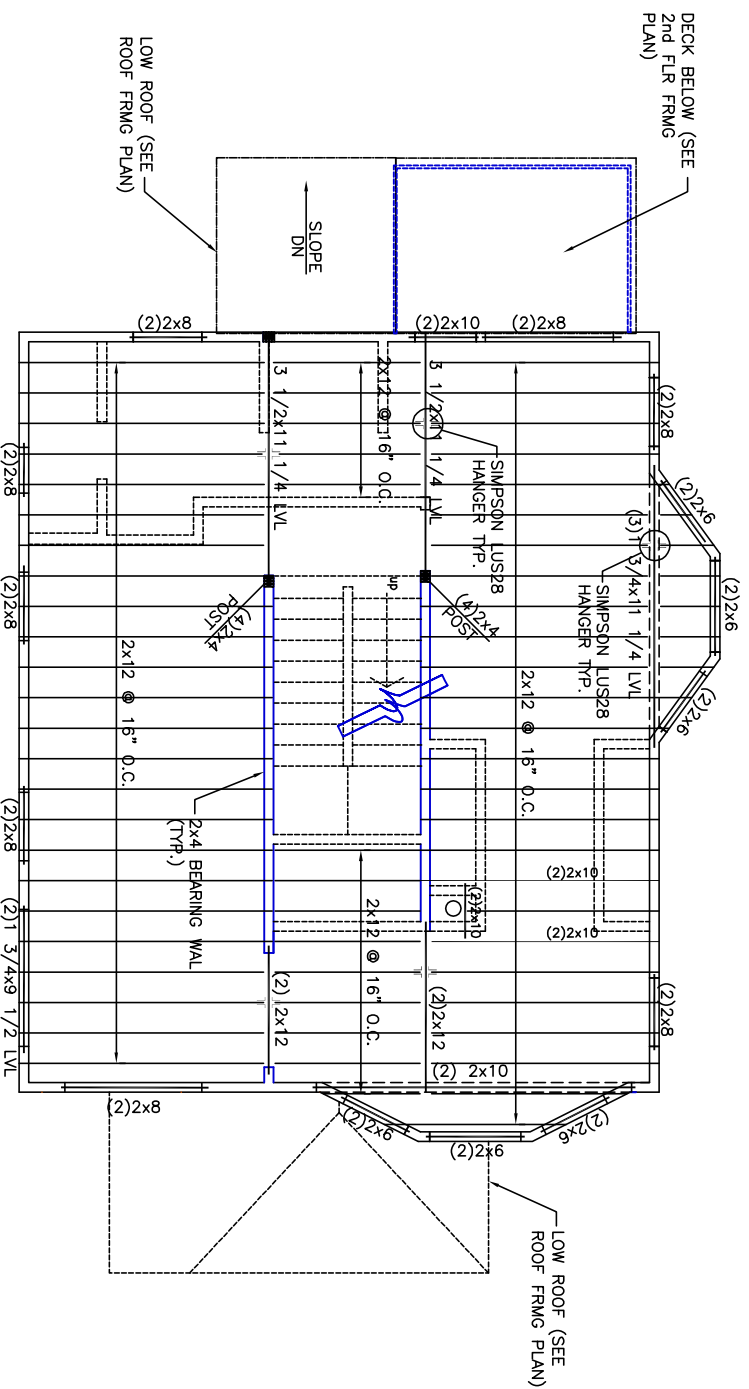
SCALE 1/4" = 1'-0"

NOTE: 1. PROVIDE (2)2x8 HEADER FOR WINDOWS ON GABLE ENDS.



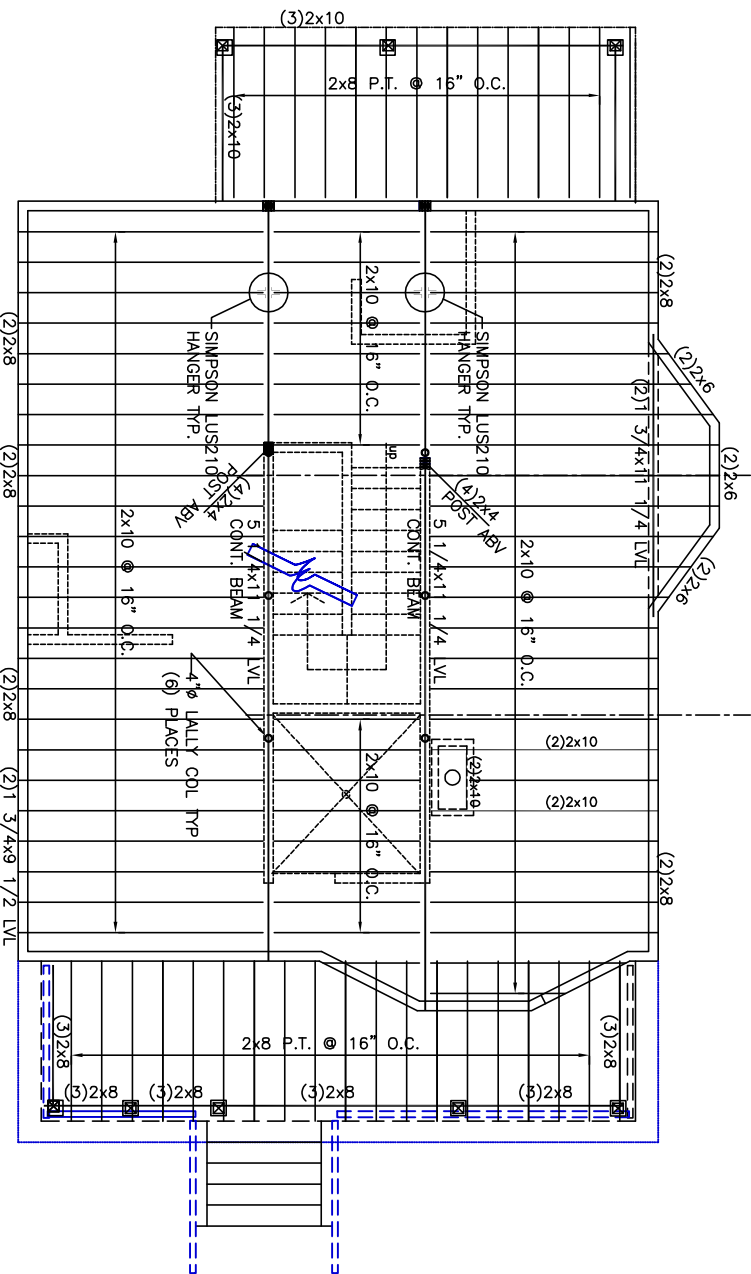
SECOND FLOOR FRAMING PLAN

SCALE 1/4" = 1'-0"



ATTIC FLOOR FRAMING PLAN


SCALE 1/4" = 1'-0"



FIRST FLOOR FRAMING PLAN

SCALE 1/4" = 1'-0"

THESE DRAWINGS HAVE BEEN PREPARED BY MFL ENGINEERING FOR THE ATTORNEY SET OUT. THE DRAWINGS ARE NOT BE USED, COPY, REPRODUCED OR ALTERED WITHOUT THE WRITTEN CONSENT OF MFL ENGINEERING.



MFL ENGINEERING
 543B OCEAN HOUSE ROAD
 CAPE ELIZABETH, MAINE 04107
 CELLULAR: 207.329.3717
 LAND LINE: 207.329.3717
 FACSIMILE: 207.000.0000
 E-Mail: mfleng@maine.rr.com

designed by:	rev.	date	description	appr'd
MFL	-	-	-	-
drawn by:				
MFL				
checked by:				
SAH				
scale:				
AS NOTED				
date:				
JUNE 20, 2014				
For Permitting:				
JUNE 20, 2014				
project #:				
2014.10				

McVeigh Residence
 38 COLUMBIA STREET
 PORTLAND, MAINE
 1ST, 2ND, ATTIC & ROOF FRAMING PLANS

\$1.2