

Marge Schmuckal - RE: 65 Longwood Drive application

From: "Robert van Wert" <bob@portlandrenovations.com>
To: "Marge Schmuckal" <MES@portlandmaine.gov>
Date: 8/21/2013 3:53 PM
Subject: RE: 65 Longwood Drive application
Attachments: A1.2 FRAMING PLANS.pdf

Hi Marge,

The dimensions are shown on sheet A1.2. The new deck is 12' X 23', do you not have that file?

If not, here it is.

From: Marge Schmuckal [mailto:MES@portlandmaine.gov]
Sent: Wednesday, August 21, 2013 3:36 PM
To: bob@portlandrenovations.com
Subject: 65 Longwood Drive application

Hi Bob,

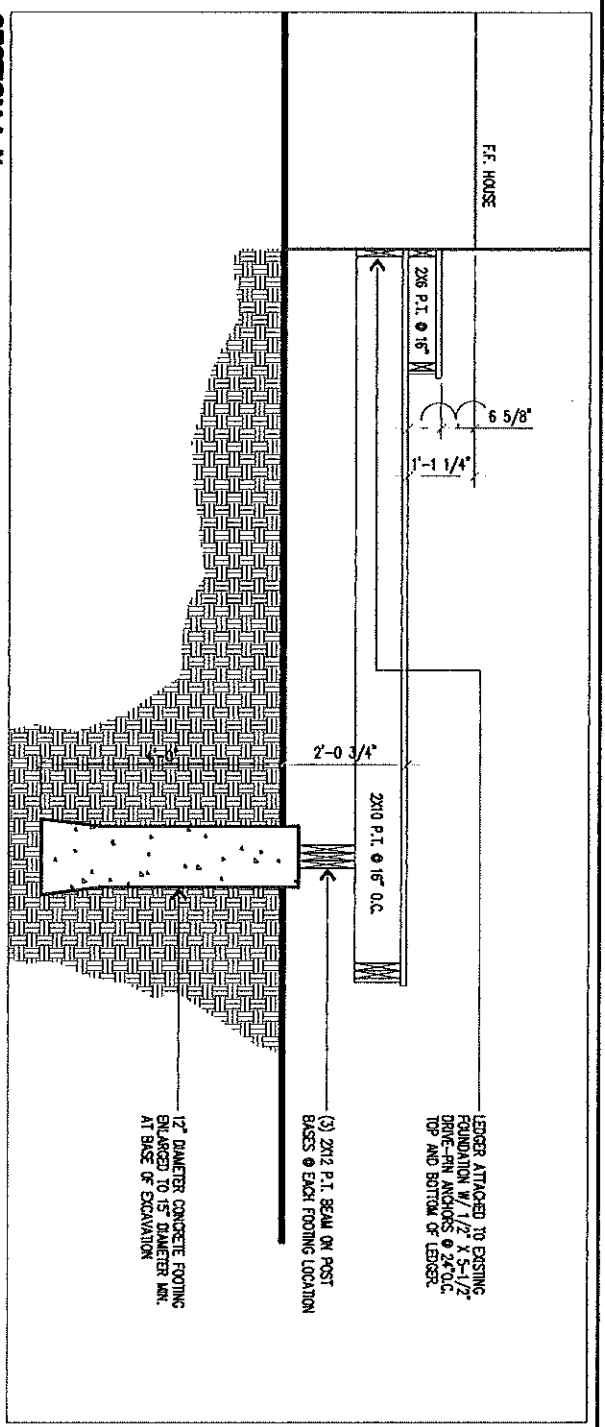
I am in receipt of you permit application to replace an existing enclosed porch with a deck which is larger than the enclosed porch. What is the size of the new deck? I do not see that dimension anywhere. Your permit is on hold until I can get that information.

Thank you,

Marge Schmuckal
Zoning Administrator

Notice: Under Maine law, documents - including e-mails - in the possession of public officials or city employees about government business may be classified as public records. There are very few exceptions. As a result, please be advised that what is written in an e-mail could be released to the public and/or the media if requested.

8/21/13

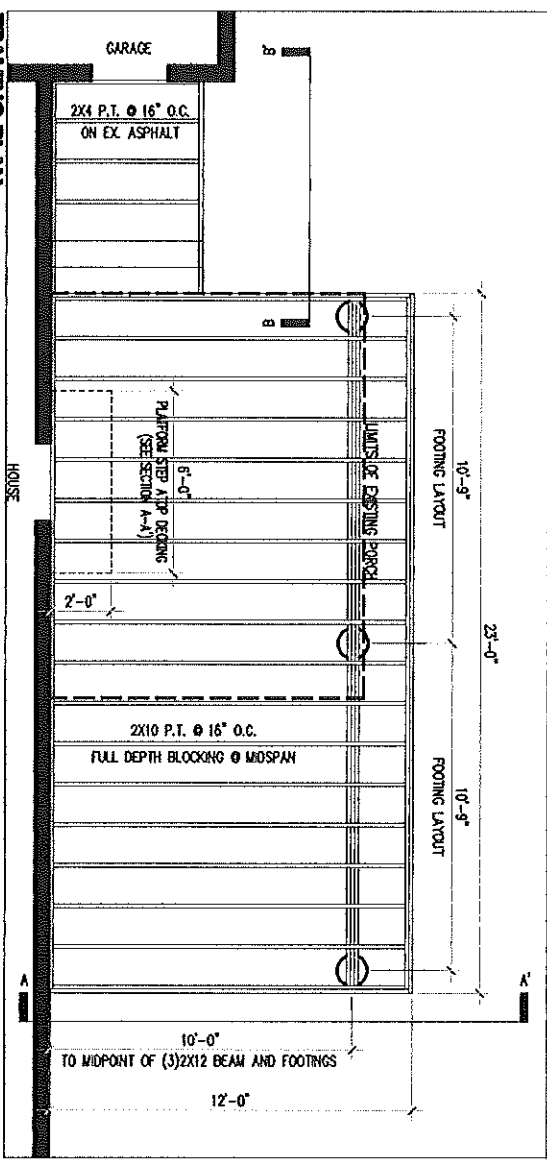


EDGER ATTACHED TO EXISTING FOUNDATION W/ 1/2" X 5-1/2" DRIVE-IN ANCHORS @ 24" O.C. TOP AND BOTTOM OF EDGER.

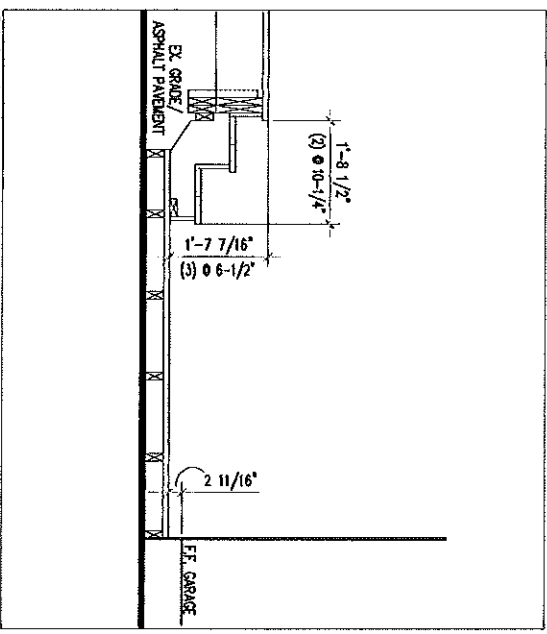
(3) 2X12 P.T. BEAM ON POST BASES @ EXIST FOOTING LOCATION

12" DIAMETER CONCRETE FOOTING ENLARGED TO 15" DIAMETER INT. AT BASE OF EXCAVATION

SECTION A-A
SCALE: 1/2" = 1'-0"



FRAMING PLAN
SCALE: 1/4" = 1'-0"



SECTION B-B
SCALE: 1/2" = 1'-0"