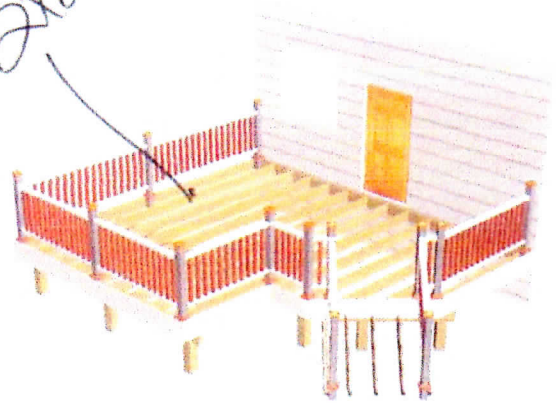


XXX


# Deck layout diagram

2x8 Frame

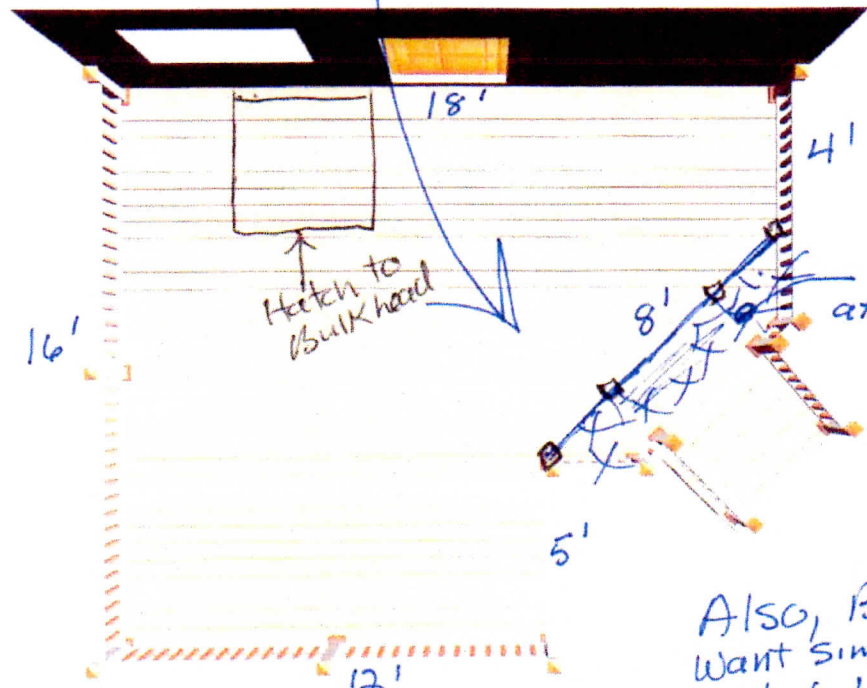


Top view without planks

Do not want 6 Cement Piers  
Feel 2 on Front  
and 2 others. Cantilever  
works for me.



Bottom view with planks



Elevation  
Approximately  
36"

Stairs should be  
attached at 8' Line

12'  
Top view with planks

Also, Below Skirt Board  
Want simple lattice made  
out of 1x4 AZEK or  
spacing between 4" or less.