

# 12RLS2H Submittal

## AOU12RLS2H, ASU12RLS2 Inverter Driven Heat Pump



Job Name: \_\_\_\_\_  
 Location: \_\_\_\_\_  
 Engineer: \_\_\_\_\_  
 Submitted to: \_\_\_\_\_  
 Submitted by: \_\_\_\_\_  
 Reference: \_\_\_\_\_

Approval: \_\_\_\_\_  
 Date: \_\_\_\_\_  
 Construction: \_\_\_\_\_  
 Unit #: \_\_\_\_\_  
 Drawing #: \_\_\_\_\_

**Outdoor Unit Power** 208-230/VAC-1Ph-60Hz  
 Available Voltage Range 187-253VAC  
 Fuse Size, Max. 15A  
 MCA 14.5A

**Compressor** Inverter Driven Variable Speed DC Rotary  
 No. used 1  
 Output 850W  
 Lubrican Oil POE (RB68)

**Fan type** Propeller  
 Motor Output 115W  
 Airflow Rate Cooling/Heating (High) 1206 / 1082CFM

**Refrigerant** 410A  
 Outdoor Unit 2lbs 10oz  
 Control Electronic Expansion Valve  
 O.D. Discharge (in) 1/4"(Flare)  
 O.D Suction (in) 3/8"(Flare)

**Dimensions** H x W x D  
 Uncrated (in) 24-1/2 x 31-3/32 x 11-11/32  
 (mm) (620 x 790 x 290)  
 Crated (in) 28-1/16 x 37-7/32 x 15-9/16  
 (mm) (713 x 945 x 395)

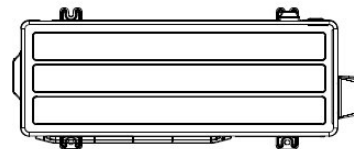
**Weight** Outdoor  
 Net 86lbs (39kg)  
 Gross Shipping 93lbs (42kg)

**Cooling**  
 Rated Capacity 12,000BTU/h  
 Min-Max Capacity 3,100~13,600BTU/h  
 Rated Power Input 0.87kw  
 Max. Power Input 1.08kw  
 SEER 25  
 EER 13.8  
 Outdoor Sound Rating 49dB

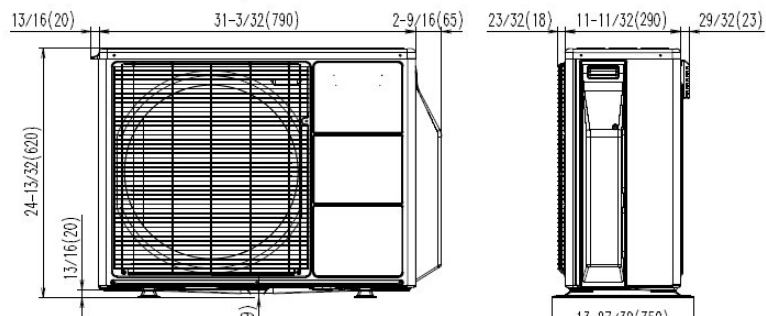
**Heating**  
 Rated Capacity 16,000BTU/h  
 Min-Max Capacity 3,100~22,100BTU/h  
 Rated Power Input 1.20kw  
 Max. Power Input 2.00kw  
 HSPF 9.3  
 EER 13.3  
 Outdoor Sound Rating 50dB

**Piping Lengths**  
 Max. Piping Length (Total) 66ft  
 Max. Pipe Height Difference 49ft  
 Connection method (Flared)

**Operating Range**  
 Cooling 14°F~115°F DB  
 Heating -15°F~75°F DB

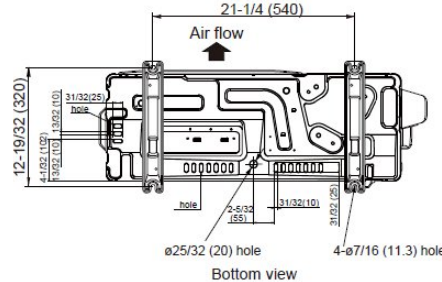


Top view



Front view

Side view



Bottom view

Fujitsu General America, Inc.  
 Fairfield, NJ 07004  
 Toll Free: 1-888-888-3424  
 Fax: (973) 836-0447  
 www.fujitsugeneral.com

Fujitsu products are subject to continuous improvements. Fujitsu reserves the right to modify product design, specifications and information in this data sheet without notice and without incurring any obligations.

Note: Specifications are based on the following conditions.

Power source of specifications : 230V

Cooling: Indoor temperature of 80°F(26.67°C)DB / 67°F(19.44°C)WB, and outdoor temperature of 95°F(35°C)DB/75°F(23.89°C)WB.

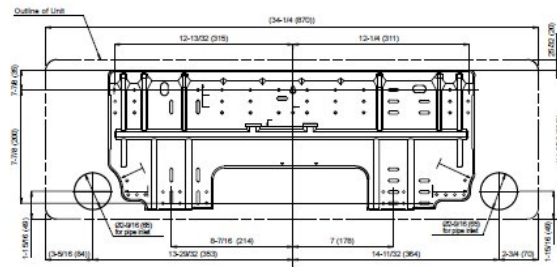

Heating: Indoor temperature of 70°F(21.11°C)DB / 60°F(15.56°C)WB, and outdoor temperature of 47°F(8.33°C)DB/43°F(6.11°C)WB.

Pipe length : 24ft. 7in.(7.5m), Height difference : 0 ft.(0m) [Outdoor unit - Indoor unit]





<b>Indoor Unit Power</b>	208-230/VAC-1Ph-60Hz	
<b>Available Voltage Range</b>	187-253VAC	
<b>Fan type</b>	Cross flow	
<b>Motor Output</b>	29W	
<b>MCA</b>	0.4A	
<b>Sound Pressure Level</b>		
Cooling	Lo-Hi	21-43dB
Heating	Lo-Hi	21-43dB
<b>Airflow rate</b>		
Cooling	Lo-Hi	194-500CFM
Heating	Lo-Hi	194-500CFM
<b>Dimensions</b>	H x W x D	
Uncrated	(in)	11-3/32 x 34-1/4 x 7-9/32
	(mm)	(282 x 870 x 185)
Crated	(in)	9-23/32 x 36-7/32 x 14-11/16
	(mm)	(247 x 920 x 373)
<b>Weight</b>	Indoor	
Net	21lbs (9.5kg)	
Gross Shipping	27lbs (12kg)	



Fujitsu General America, Inc.  
 Fairfield, NJ 07004  
 Toll Free: 1-888-888-3424  
 Fax: (973) 836-0447  
 www.fujitsugeneral.com

Fujitsu products are subject to continuous improvements. Fujitsu reserves the right to modify product design, specifications and information in this data sheet without notice and without incurring any obligations.

