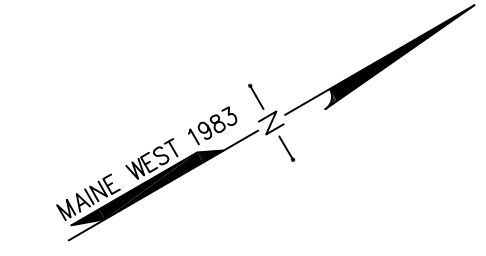


EDGEWORTH AVENUE



CONCRETE UNIT PAVERS:
 - WALK SECTION TO BE CONSTRUCTED FROM ACADIA CUMBERLAND BLEND PAVERS.
 - CIRCLE TO BE CONSTRUCTED FROM THE BAXTER STONE CIRCLE IN A GRANITE BLEND COLOR.
 PAVERS TO BE AS DISTRIBUTED BY GENEST CONCRETE OF WINDHAM, ME OR APPROVED EQUIVALENT.

CONCRETE UNIT PAVERS:
 - WALK & PATIO TO BE CONSTRUCTED FROM ACADIA CUMBERLAND BLEND PAVERS.
 - CIRCLE TO BE CONSTRUCTED FROM THE BAXTER STONE CIRCLE IN A GRANITE BLEND COLOR.
 PAVERS TO BE AS DISTRIBUTED BY GENEST CONCRETE OF WINDHAM, ME OR APPROVED EQUIVALENT.

LANDSCAPE NOTES:

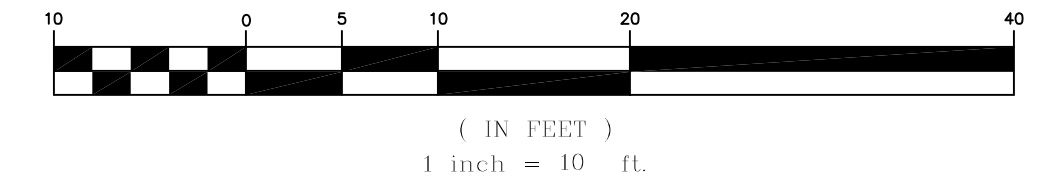
- PRIOR TO THE START OF ANY EXCAVATION FOR THE PROJECT BOTH ON AND OFF THE SITE, THE CONTRACTOR SHALL NOTIFY DIGSAFE AND BE PROVIDED WITH A DIGSAFE NUMBER INDICATING THAT ALL EXISTING UTILITIES HAVE BEEN LOCATED AND MARKED.
- LANDSCAPE CONTRACTOR IS ENCOURAGED TO PROVIDE THE LANDSCAPE ARCHITECT WITH CONCERNS AND/OR SUGGESTIONS WITH REGARDS TO PROPOSED PLANT MATERIAL SELECTION PRIOR TO PLACING A PURCHASE ORDER.
- ALL PLANT MATERIALS SHALL CONFORM TO THE GUIDELINES ESTABLISHED BY THE LATEST EDITION OF THE AMERICAN ASSOCIATION OF NURSERYMEN'S "AMERICAN STANDARD OF NURSERY STOCK".
- ALL PLANT MATERIALS ARE SUBJECT TO THE APPROVAL OF THE OWNER'S REPRESENTATIVE AT THE SITE. PLANTS WHICH ARE REJECTED SHALL BE REMOVED FROM THE SITE IMMEDIATELY AND REPLACED AT NO ADDITIONAL COST TO THE OWNER.
- ALL TREES AND SHRUBS TO BE BALLED IN BURLAP OR CONTAINERIZED.
- MULCH FOR PLANTED AREAS TO BE AGED SPRUCE AND FIR BARK, PARTIALLY DECOMPOSED, DARK BROWN IN COLOR AND FREE OF WOOD CHIPS THICKER THAN 1/4 INCH.
- NO PLANTS SHALL BE PLANTED BEFORE ACCEPTANCE OF ROUGH GRADING AND BEFORE CONSTRUCTION HAS BEEN COMPLETED IN THE IMMEDIATE AREA.
- ALL SHRUB GROUPINGS SHALL BE INCORPORATED INTO BEDS. WHERE MULCHED PLANT BED ABUTS LAWN, CONTRACTOR SHALL PROVIDE A TURF CUT EDGE.
- ALL PLANT MATERIAL OR REPRESENTATIVE SAMPLES SHALL BE LEGIBLY TAGGED WITH PROPER COMMON AND BOTANICAL NAMES. TAGS SHALL REMAIN ON THE PLANTS UNTIL FINAL ACCEPTANCE.
- LAWN AREAS SHALL BE SEEDED WITH SEED TYPE & BY WEIGHT:
 - CREEPING RED FESCUE (MIN. 2 VARIETIES) 55%.
 - KENTUCKY BLUEGRASS (MIN. 2 VARIETIES) 30%.
 - PERENNIAL RYE GRASS 15%.
 SEEDING RATE PER 1000 SQ.FT. 9 LBS. MIN.
- CONTRACTOR SHALL BEGIN MAINTENANCE IMMEDIATELY AFTER PLANTING AND WILL CONTINUE UNTIL FINAL ACCEPTANCE. CONTRACTOR SHALL BE RESPONSIBLE FOR ALL MEANS AND METHODS OF WATERING AND MAINTENANCE.
- THE LANDSCAPE CONTRACTOR SHALL GUARANTEE ALL PLANT MATERIALS FOR ONE (1) FULL YEAR FROM DATE OF FINAL ACCEPTANCE.
- SPECIMEN STONE TO BE A SMOOTH BOULDER/STONE WITH SOME CHARACTERISTICS OF VISUAL INTEREST. BOULDER TO BE APPROXIMATELY 3'x4' IN SIZE. CONTRACTOR TO BURY 1/3 OF BOULDER SO IT APPEARS TO BE "COMING OUT OF THE EARTH".
- SCREENED IMAGES SHOW EXISTING CONDITIONS. WHERE EXISTING CONDITIONS LIE UNDER OR ARE IMPINGED UPON BY PROPOSED BUILDINGS AND OR SITE ELEMENTS, THE EXISTING CONDITION WILL BE REMOVED, ABANDONED AND OR GAPPED OR DEMOLISHED AS REQUIRED.
- SEE DRAWINGS C-100 THRU C-109, AND C-301 FOR ADDITIONAL INFORMATION.

PLANT LIST:

SYMBOL	BOTANICAL NAME	COMMON NAME	QTY	SIZE	COMMENTS
PLANT MATERIALS					
CAK	CALAMAGROSTIS A. KARL FORSTER	CARL FOERSTER F. REED GRASS	4	2 GAL.	-
HS	HEMEROCALLIS STELLA D'ORO	STELLA D'ORO DAYLILLY	2	1 GAL.	-
RF6	RUDBECKIA FULGIDA 'GOLDSTURM'	GOLDSTURM BLACK EYED SUSAN	8	1 GAL.	-
SP	SYRINGA PATULA 'MISS KIM'	MISS KIM LILAC	2	5' HT.	B4B OR CONTAINER
SR	SYRINGA RETICULATA	JAPANESE TREE LILAC	2	25" CAL.	B4B, SINGLE LEADER
SXA	SEDUM X 'AUTUMN JOY'	AUTUMN JOY SEDUM	11	1 GAL.	-
TO	THUJA OCCIDENTALIS GOLDEN GLOBE	GOLDEN GLOBE CEDAR	3	30' HT.	B4B, FULL & BUSHY


LEEMAN STREET
 PAVED - PUBLIC (50' WIDE)

GRAPHIC SCALE



Drawing Name: K:\Westminster Home\Drawings\Site Plan.dwg Date: 03/01/13 Time: 2:13:21 PM

1	03/01/13	ISSUED FOR CONSTRUCTION	DEPT.	PBB	PBB															
REV.	DATE	STATUS	BY	CHKD.	APPD.	REV.	DATE	STATUS	BY	CHKD.	APPD.									



LAND DESIGN SOLUTIONS
 LAND PLANNING, SITE PLANNING & LANDSCAPE ARCHITECTURE
 P.O. Box 316, 160 Longroads Road, Cumberland, ME 04081 tel: (207) 934-1717
 CLIENT: **BILD ARCHITECTURE**
 P.O. BOX 8235 PORTLAND, MAINE 04104

DESIGN: DEPT.
 DRAWN: DEPT.
 CHKD: PBB
 DATE: JANUARY 2013
 SCALE: 1"=10'

GMS WESTMINSTER HOME
 WESTMINSTER AVENUE, PORTLAND, MAINE
LANDSCAPE PLAN
 PROJ. NO. _____
 DWG. NO. _____
 REV. _____
C-103