

295 Ludlow St
Deck Enlargement Front of House
1/2" = 1 ft


Attaches to
Main Structure

View of
Existing Deck

43" x 10'7"

Would like to raise 5" and add
additional 4' to Deck to make
it 8' x 10'7". Stairs to come off
front of deck in same area
Actual Deck would be even with
front of Main Structure

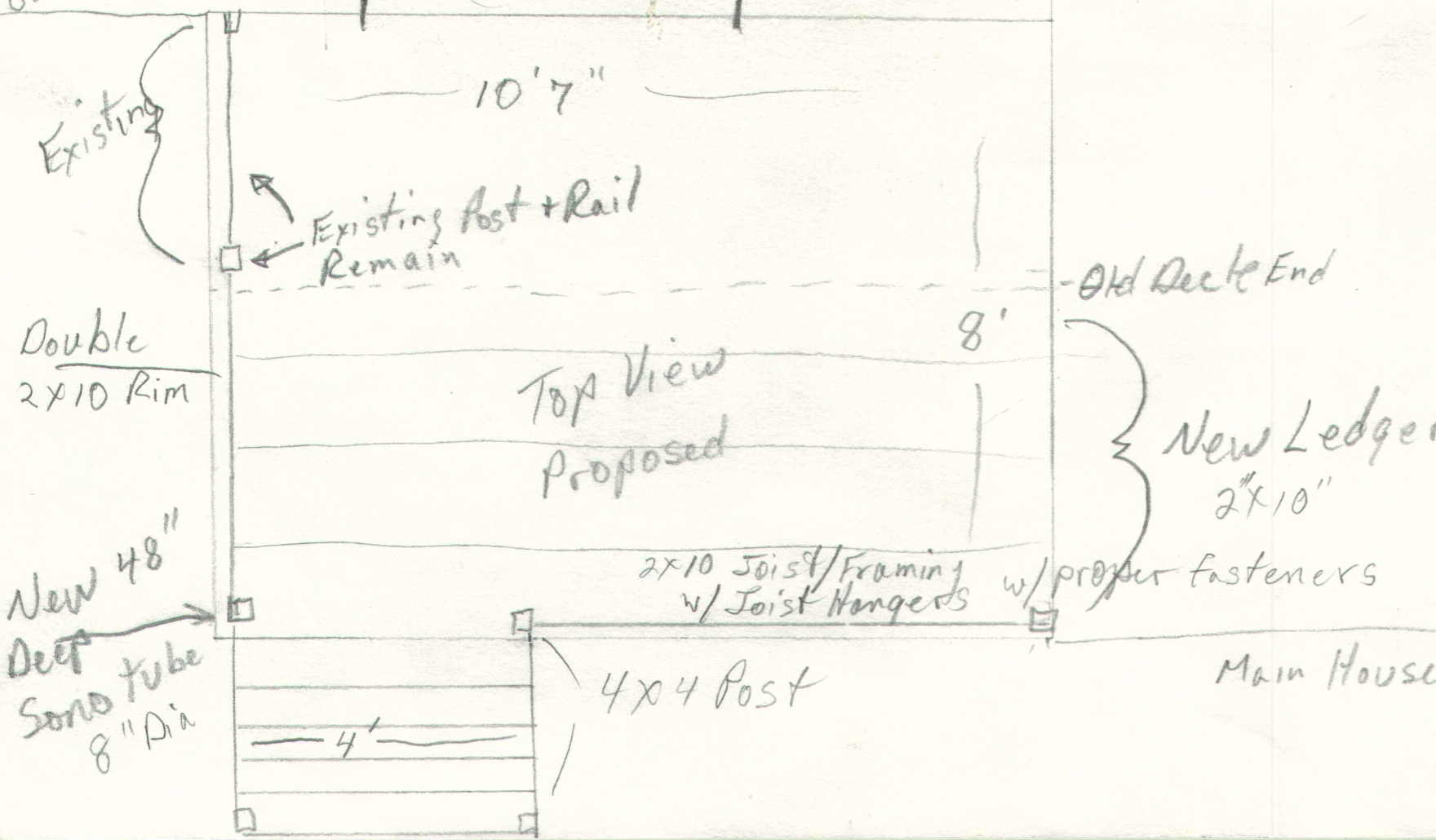
Rise for Steps 7"
Hand Rail 36" w/ 4" spaced Balusters
Guardrail No more than 4" from Deck



4' Stair Width

38"

Garage



10'7"

Existing
Existing Post + Rail
Remain

Double
2x10 Rim

New 48"
Deep
Sond Tube
8" Dia

Top View
Proposed

8'

Old Deck End

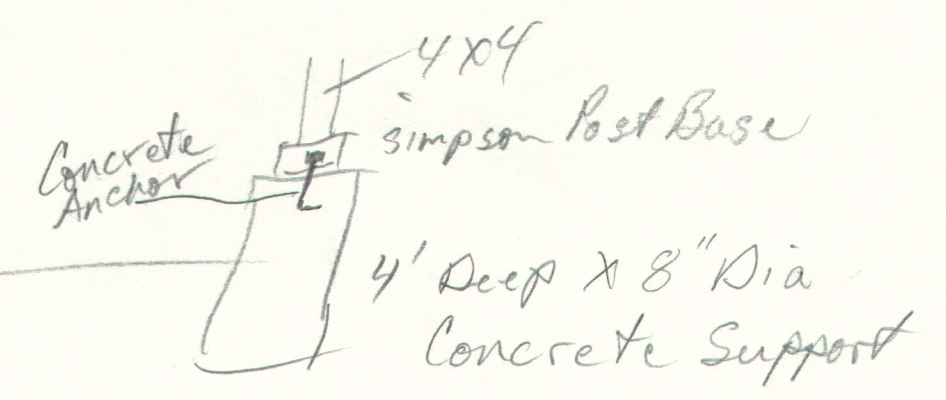
New Ledger
2x10"

2x10 Joist/Framing
w/ Joist Hangers
w/ proper fasteners

4x4 Post

Main House

4'



Concrete
Anchor

4x4

Simpson Post Base

4' Deep x 8" Dia

Concrete Support