

DISPLAY THIS CARD ON PRINCIPAL FRONTAGE OF WORK



CITY OF PORTLAND BUILDING PERMIT

This is to certify that ANNA M HEIRS STILLMAN

Located At 164 CALEB ST

Job ID: 2012-05-4057-ALTR

CBL: 178-G-035-001

has permission to Change window and relocate door

provided that the person or persons, firm or corporation accepting this permit shall comply with all of the provisions of the Statues of Maine and of the Ordinances of the City of Portland regulating the construction, maintenance and use of the buildings and structures, and of the application on file in the department.

Notification of inspection and written permission procured before this building or part thereof is lathed or otherwise closed-in. 48 HOUR NOTICE IS REQUIRED.

A final inspection must be completed by owner before this building or part thereof is occupied. If a certificate of occupancy is required, it must be

Fire Prevention Officer

Code Enforcement Officer / Plan Reviewer

THIS CARD MUST BE POSTED ON THE STREET SIDE OF THE PROPERTY
PENALTY FOR REMOVING THIS CARD

closed

City of Portland, Maine - Building or Use Permit Application

389 Congress Street, 04101 Tel: (207) 874-8703, FAX: (207) 8716

Job No: 2012-05-4057-ALTR	Date Applied: 5/22/2012	CBL: 178- G-035-001	
Location of Construction: 164 CALEB ST	Owner Name: ALAN FREED	Owner Address: 164 CALEB ST PORTLAND, ME 04102	Phone: 541-9329
Business Name:	Contractor Name: Owner	Contractor Address:	Phone: (207) 541-9329
Lessee/Buyer's Name:	Phone:	Permit Type: BLDG	Zone: R-3
Past Use: Single Family Dwelling	Proposed Use: Same: Single Family Dwelling - to change out windows and relocate door in rear 12' x 20' family room	Cost of Work: \$2,000.00	CEO District:
		Fire Dept: Approved Denied N/A	Inspection: Use Group: R-3 Type: SB IRC OS
Proposed Project Description: install windows and door		Pedestrian Activities District (P.A.D.)	
Permit Taken By: Gayle		Zoning Approval	

<p>1. This permit application does not preclude the Applicant(s) from meeting applicable State and Federal Rules.</p> <p>2. Building Permits do not include plumbing, septic or electrical work.</p> <p>3. Building permits are void if work is not started within six (6) months of the date of issuance. False informatin may invalidate a building permit and stop all work.</p>	<p>Special Zone or Reviews</p> <p><input type="checkbox"/> Shoreland</p> <p><input type="checkbox"/> Wetlands</p> <p><input type="checkbox"/> Flood Zone</p> <p><input type="checkbox"/> Subdivision</p> <p><input type="checkbox"/> Site Plan</p> <p>___ Maj ___ Min ___ MM</p> <p>Date: 5/31/12</p>	<p>Zoning Appeal</p> <p><input type="checkbox"/> Variance</p> <p><input type="checkbox"/> Miscellaneous</p> <p><input type="checkbox"/> Conditional Use</p> <p><input type="checkbox"/> Interpretation</p> <p><input type="checkbox"/> Approved</p> <p><input type="checkbox"/> Denied</p> <p>Date:</p>	<p>Historic Preservation</p> <p><input checked="" type="checkbox"/> Not in Dist or Landmark</p> <p><input type="checkbox"/> Does not Require Review</p> <p><input type="checkbox"/> Requires Review</p> <p><input type="checkbox"/> Approved</p> <p><input type="checkbox"/> Approved w/Conditions</p> <p><input type="checkbox"/> Denied</p> <p>Date:</p>
	CERTIFICATION		

SCANNED

I hereby certify that I am the owner of record of the named property, or that the proposed work is authorized by the owner of record and that I have been authorized by the owner to make this application as his authorized agent and I agree to conform to all applicable laws of this jurisdiction. In addition, if a permit for work described in the application is issued, I certify that the code official's authorized representative shall have the authority to enter all areas covered by such permit at any reasonable hour to enforce the provision of the code(s) applicable to such permit.

SIGNATURE OF APPLICANT	ADDRESS	DATE	PHONE
RESPONSIBLE PERSON IN CHARGE OF WORK, TITLE		DATE	PHONE

8-30-12 DWM A / 541-9329 close-in OK

2-1-13 DWM Final OK

BUILDING PERMIT INSPECTION PROCEDURES

Please call 874-8703 or 874-8693 (ONLY)

or email: buildinginspections@portlandmaine.gov

With the issuance of this permit, the owner, builder or their designee is required to provide adequate notice to the city of Portland Inspections Services for the following inspections. Appointments must be requested 48 to 72 hours in advance of the required inspection. The inspection date will need to be confirmed by this office.

- **Please read the conditions of approval that is attached to this permit!! Contact this office if you have any questions.**
- **Permits expire in 6 months. If the project is not started or ceases for 6 months.**
- **If the inspection requirements are not followed as stated below additional fees may be incurred due to the issuance of a "Stop Work Order" and subsequent release to continue.**

Required Inspections:

Close In Elec/Plmb/Frame prior to insulate or gyp

Final Inspection

The project cannot move to the next phase prior to the required inspection and approval to continue, REGARDLESS OF THE NOTICE OF CIRCUMSTANCES.

IF THE PERMIT REQUIRES A CERTIFICATE OF OCCUPANCY, IT MUST BE PAID FOR AND ISSUED TO THE OWNER OR DESIGNEE BEFORE THE SPACE MAY BE OCCUPIED.



PORTLAND MAINE

Strengthening a Remarkable City, Building a Community for Life • www.portlandmaine.gov

Acting Director of Planning and Urban Development
Gregory Mitchell

Job ID: 2012-05-4057-ALTR

Located At: 164 CALEB ST

CBL: 178- G-035-001

Conditions of Approval:

Building

Separate permits are required for any electrical, plumbing, sprinkler, fire alarm HVAC systems, heating appliances, commercial hood exhaust systems and fuel tanks. Separate plans may need to be submitted for approval as a part of this process.

2012 054057 60

R-3



General Building Permit Application

If you or the property owner owes real estate or personal property taxes or user charges on any property within the City, payment arrangements must be made before permits of any kind are accepted.

Location/Address of Construction: <u>164 CALLEG ST</u>		
Total Square Footage of Proposed Structure/Area <u>240</u>	Square Footage of Lot <u>7560</u>	Number of Stories <u>2/1</u>
Tax Assessor's Chart, Block & Lot Chart# Block# Lot# <u>178</u> <u>G</u> <u>35-37</u>	Applicant: (must be owner, lessee or buyer) Name <u>ALAN FREEDMAN</u> Address <u>164 CALLEG ST</u> City, State & Zip <u>PORTLAND ME 04102</u>	Telephone: <u>207-541-9329</u>
Lessee/DBA RECEIVED MAY 22 2012 Dept. of Building Inspections City of Portland Maine	Owner: (if different from applicant) Name <u>SAME</u> Address City, State & Zip	Cost of Work: <u>\$2000</u> C of O Fee: \$ <u> </u> Historic Review: \$ <u> </u> Planning Amin.: \$ <u> </u> Total Fee: \$ <u> </u>
Current legal use (i.e. single family) <u>SINGLE FAMILY</u> Number of Residential Units <u>1</u> If vacant, what was the previous use? _____ Proposed Specific use: <u>SINGLE FAMILY</u> Is property part of a subdivision? <u>NO</u> If yes, please name _____ Project description: <u>3 WINDOWS + EXTERIOR DOOR INSTALLATION IN EXISTING 12 X 20 FAMILY ROOM</u> <u>NO CHANGE TO BUILDING FOOTPRINT</u>		
Contractor's name: <u>OWNER - ALAN FREEDMAN</u>		Email: <u>AL33.EMMING.BR@COP</u>
Address: <u>164 CALLEG ST</u>		Telephone: _____
City, State & Zip: <u>PORTLAND ME 04102</u>		Telephone: _____
Who should we contact when the permit is ready: <u>ALAN FREEDMAN</u>		Telephone: <u>541-9329</u>
Mailing address: <u>164 CALLEG ST PORTLAND ME 04102</u>		

Please submit all of the information outlined on the applicable checklist. Failure to do so will result in the automatic denial of your permit.

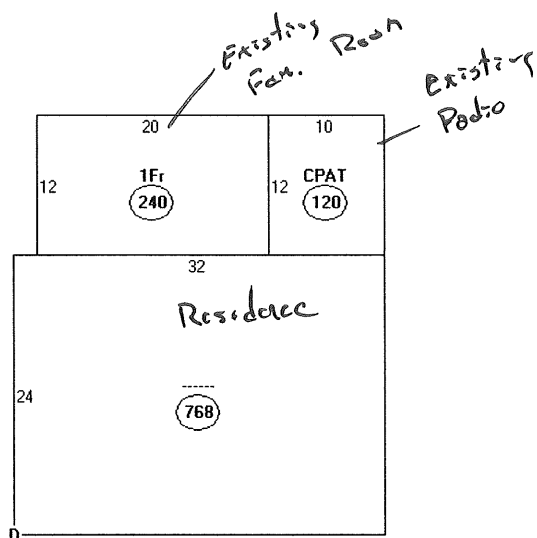
In order to be sure the City fully understands the full scope of the project, the Planning and Development Department may request additional information prior to the issuance of a permit. For further information or to download copies of this form and other applications visit the Inspections Division on-line at www.portlandmaine.gov, or stop by the Inspections Division office, room 315 City Hall or call 874-8703.

and I hereby certify that I am the Owner of record of the named property, or that the owner of record authorizes the proposed work and that I have been authorized by the owner to make this application as his/her authorized agent. I agree to conform to all applicable laws of this jurisdiction. In addition, if a permit for work described in this application is issued, I certify that the Code Official's authorized representative shall have the authority to enter all areas covered by this permit at any reasonable hour to enforce the provisions of the codes applicable to this permit.

Signature: Alan Freedman

Date: 5-22-12

This is not a permit; you may not commence ANY work until the permit is issued



Descriptor/Area	
A:	768 sqft
B: 1Fr	240 sqft
C: CPAT	120 sqft
D: RG1	480 sqft

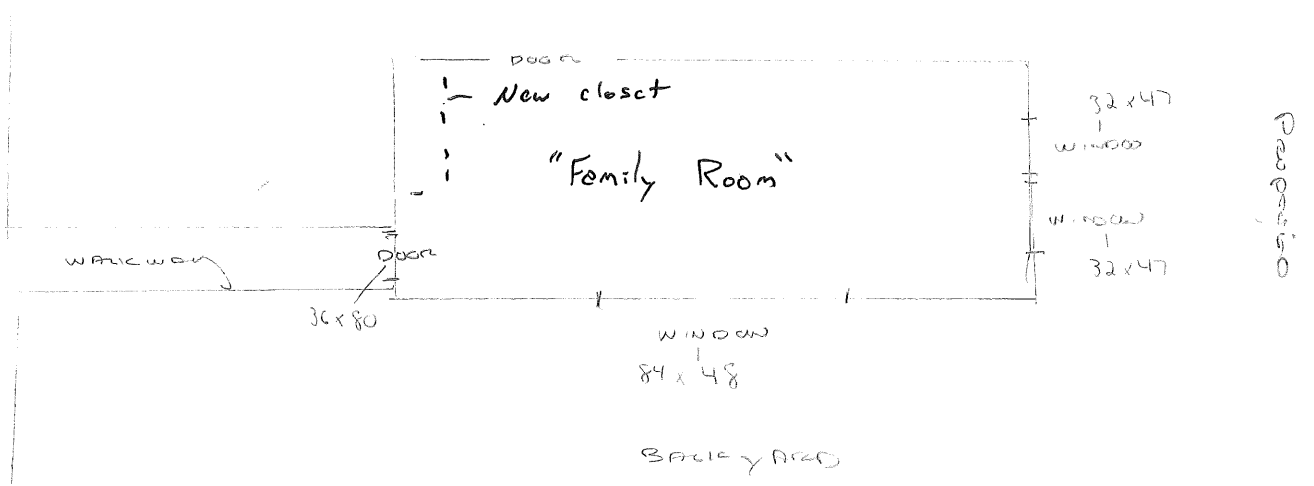



STREET

SIDE WALK

DRIVE WAY

New Windows
& replace door
& relocation



BRITAIN

HOUSE

0002

Door


Closet

108 x 60


WINDOW

VI x W

WINDOW



HOUSE



WINDOW

48 x 34

CLOSET

CLOSET

DOOR

DOOR

3' x 6'

5

MEASUREMENT

MEASUREMENT



PORTLAND MAINE

Strengthening a Remarkable City, Building a Community for Life • www.portlandmaine.gov

Receipts Details:

Tender Information: Check , BusinessName: Alan Freedman, Check Number: 2151

Tender Amount: 40.00

Receipt Header:

Cashier Id: gguertin


Receipt Date: 5/22/2012

Receipt Number: 44182

Receipt Details:

Referance ID:	6614	Fee Type:	BP-Constr
Receipt Number:	0	Payment Date:	
Transaction Amount:	40.00	Charge Amount:	40.00
Job ID: Job ID: 2012-05-4057-ALTR - install windows and door			
Additional Comments: Alan Freedomn			

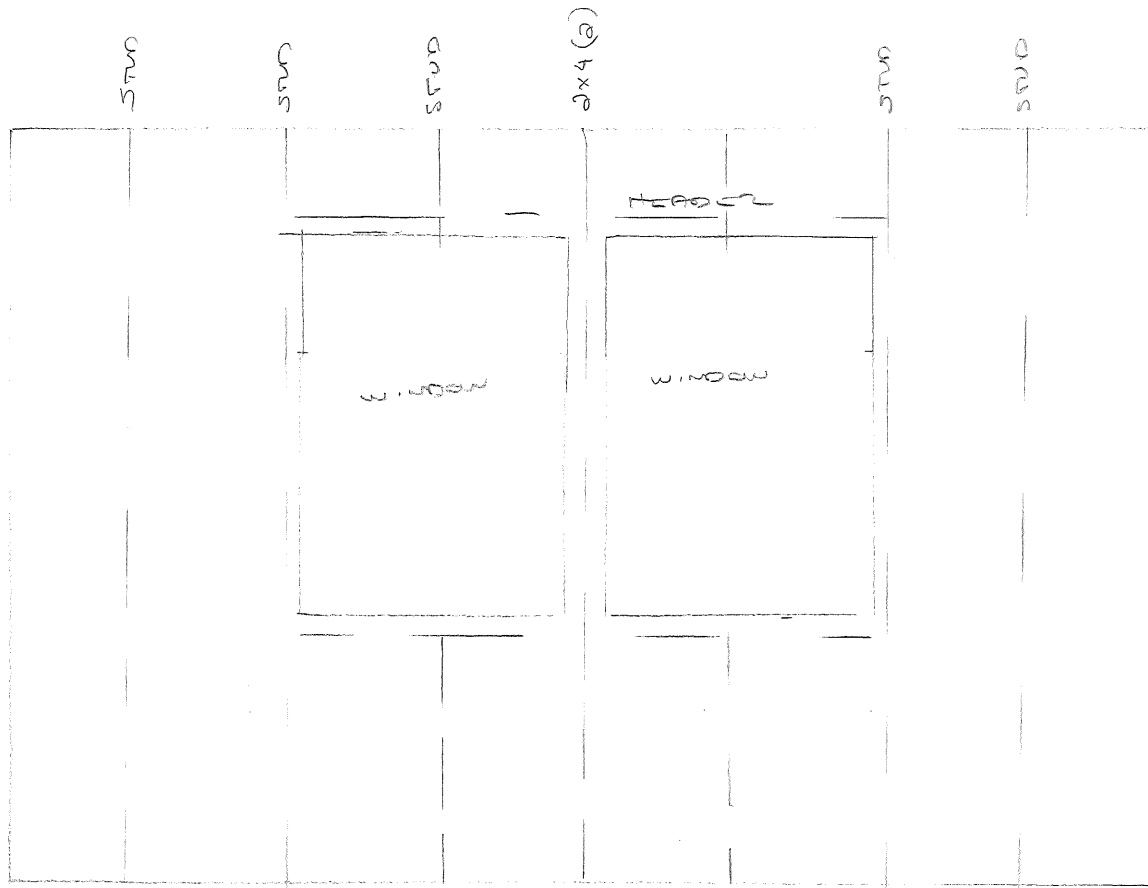
Thank You for your Payment!



EX 1003

SIDE B

Proposed



05/20/12


* (3) Foot (2) Inches
(a) 2x4 Headers
w/ J-studs

* 2x4 @ 16" O.C.
SPF #2

* 8'-0" Headroom
approx

* Existing Roof/Walls

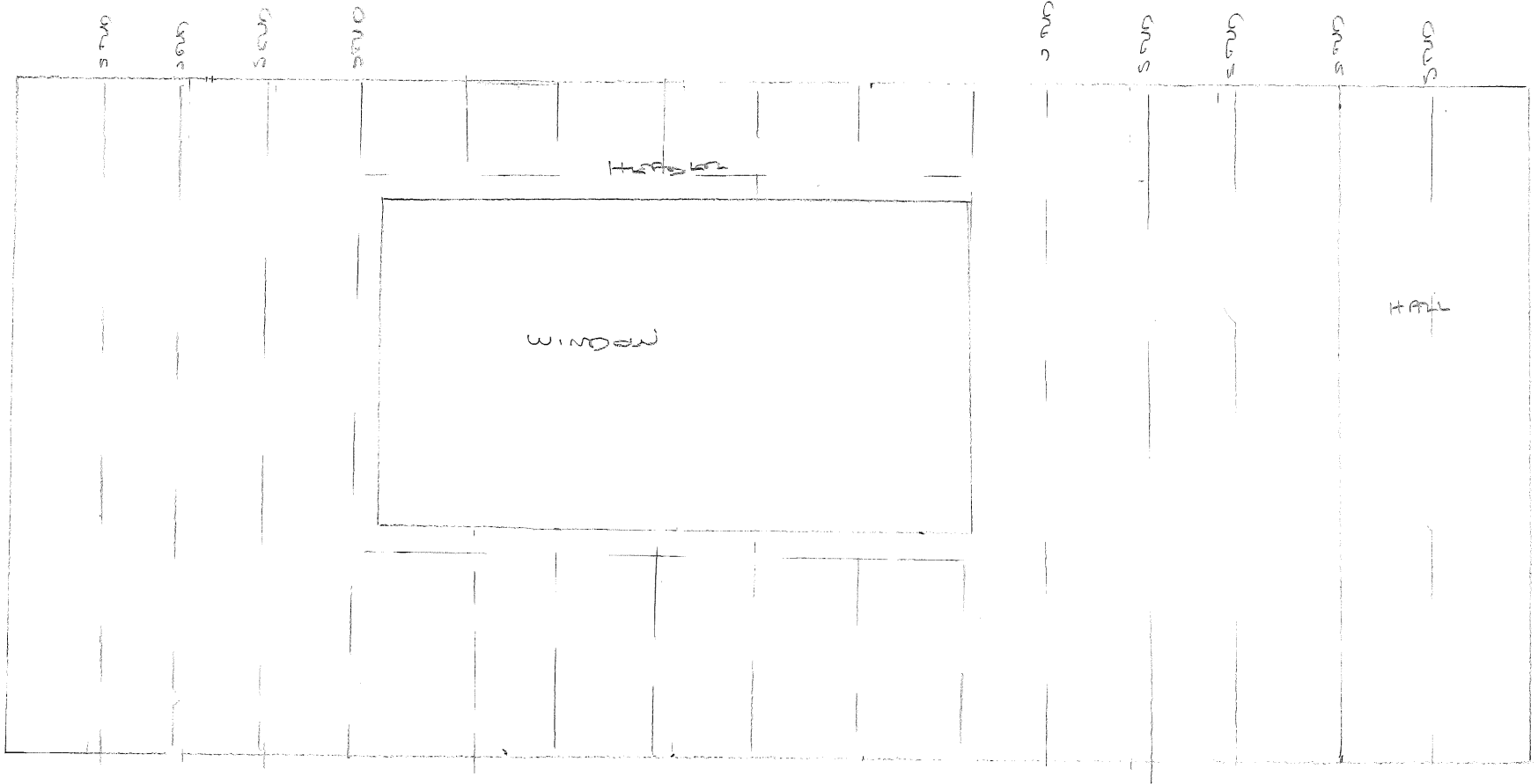
* Existing Floor
or slab




Side C

FRIDAY

Proposed



CLEAR GLASS OPTIONS



Tilt and Raise Mini Blinds

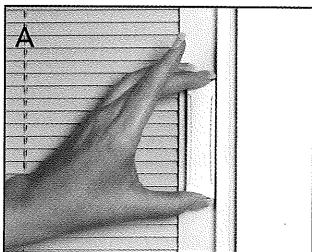


Top Down Bottom Up Shades

MINI BLINDS AND SHADES

Internal blinds and shades allow you to control light and privacy with the touch of a finger. These treatments are sealed between tempered glass, so they require no dusting, have no exposed cords and do not swing with the door.

- A Finger tip control for Tilt and Raise or Top Down Bottom Up Shades
- B Thermally sealed between tempered safety glass




GRILLES BETWEEN GLASS (GBG)

JELD-WEN knows that doors can be design elements that enhance your home and beautifully frame exterior views.

That's why we offer decorative Grilles Between the Glass (GBG).

EXTERNAL GRILLES

Or, for an authentic divided lite appearance, we also offer external grilles. These grilles are positioned on the exterior glass and simulate the look of true divided lites.



Grilles Between the Glass (GBG)

OPCIONES DE VIDRIO CLARO

MINI PERSIANAS Y PERSIANAS

Persianas internas le permiten controlar la luz y su privacidad sólo con tocarlas con un dedo.

Estas persianas vienen selladas entre dos paneles de vidrio templado, así que no es necesario limpiarlas, no tienen cordones a la vista y no se mueven al abrir y cerrar la puerta.

REJAS ENTRE EL VIDRIO

JELD-WEN sabe que las puertas pueden ser diseñadas con elementos que mejoran su hogar y sus exteriores bellamente enmarcados. Es por eso que ofrecemos rejillas entre vidrio (GBG).


REJAS EXTERNAS

Estas rejillas se instalan en el exterior del vidrio y dan la apariencia de ser vidrieras divididas.


CLEAR GLASS OPTIONS

BOTH FIBERGLASS & STEEL STYLES FOR HOMES WITH CLEAR GLASS OR ALL PANEL DOOR NEEDS.

36x80



Fan Lite



9 Lite



10 Lite



12 Lite



15 Lite



1/2-Lite



Full Lite



Vent Lite



8 Panel



6 Panel



9 Panel



2 Panel



Full Lite Sidelight




1/2-Lite Sidelight



3 Lite Sidelight



5 Lite Sidelight



Rectangular Transom




Elliptical Transom



JELD-WEN
WINDOWS & DOORS

OPCIONES DE VIDRIO CLARO

Opciones de vidrio claro JELD-WEN ofrece el estilo de puerta de acero y de fibra de vidrio para su hogar con vidrio claro cuando sea necesario




INTERIOR VIEW SHOWN

SERIES 3000 DOUBLE-HUNG WINDOWS

FEATURES

- Both top and bottom window sash operate
- A colonial exterior frame enhances your home's curb appeal
- Integral J-Channel allows for attractive trimming of exterior siding
- Tilt-in design for easy cleaning
- Factory applied exterior trim option complements the architectural style of your home
- Custom sizes available




INTERIOR VIEW SHOWN

SERIES 2900 SINGLE-HUNG WINDOWS

FEATURES

- Bottom window sash operates
- A colonial exterior frame enhances your home's curb appeal
- Integral J-Channel allows for attractive trimming of exterior siding
- Tilt-in design for easy cleaning



SERIES 2300 SINGLE-HUNG WINDOWS without J-Channel

- Bottom window sash operates
- Flat exterior frame makes it easy to use with brick construction
- Tilt-in design for easy cleaning



























































All products ordered with LoE3 argon glass meet ENERGY STAR® criteria in all 50 states.

SIZE CHARTS

SERIES 3000 DOUBLE-HUNG WINDOWS

Window and Rough Opening Sizes

	Window Size		Rough Opening*						
	21 ³ / ₄ "	25 ³ / ₄ "	29 ³ / ₄ "	33 ³ / ₄ "	37 ³ / ₄ "	41 ³ / ₄ "	45 ³ / ₄ "		
	22 ¹ / ₄ "	26 ¹ / ₄ "	30 ¹ / ₄ "	34 ¹ / ₄ "	38 ¹ / ₄ "	42 ¹ / ₄ "	46 ¹ / ₄ "		
36 ³ / ₄ " 37 ¹ / ₄ "	 18210	 20210	 24210	 28210	 30210	 34210	 38210		
40 ³ / ₄ " 41 ¹ / ₄ "	 1832	 2032	 2432	 2832	 3032	 3432	 3832		
48 ³ / ₄ " 49 ¹ / ₄ "	 18310	 20310	 24310	 28310	 30310	 34310	 38310		
52 ³ / ₄ " 53 ¹ / ₄ "	 1842	 2042	 2442	 2842	 3042	 3442	 3842		
56 ³ / ₄ " 57 ¹ / ₄ "	 1846	 2046	 2446	 2846	 3046	 3446	 3846		
64 ³ / ₄ " 65 ¹ / ₄ "	 1852	 2052	 2452	 2852	 3052	 3452	 3852		
68 ³ / ₄ " 69 ¹ / ₄ "	 1856	 2056	 2456	 2856	 3056	 3456	 3856		
76 ³ / ₄ " 77 ¹ / ₄ "	 1862	 2062	 2462	 2862	 3062	 3462	 3862		

NOTES

EGRESS SIZE:

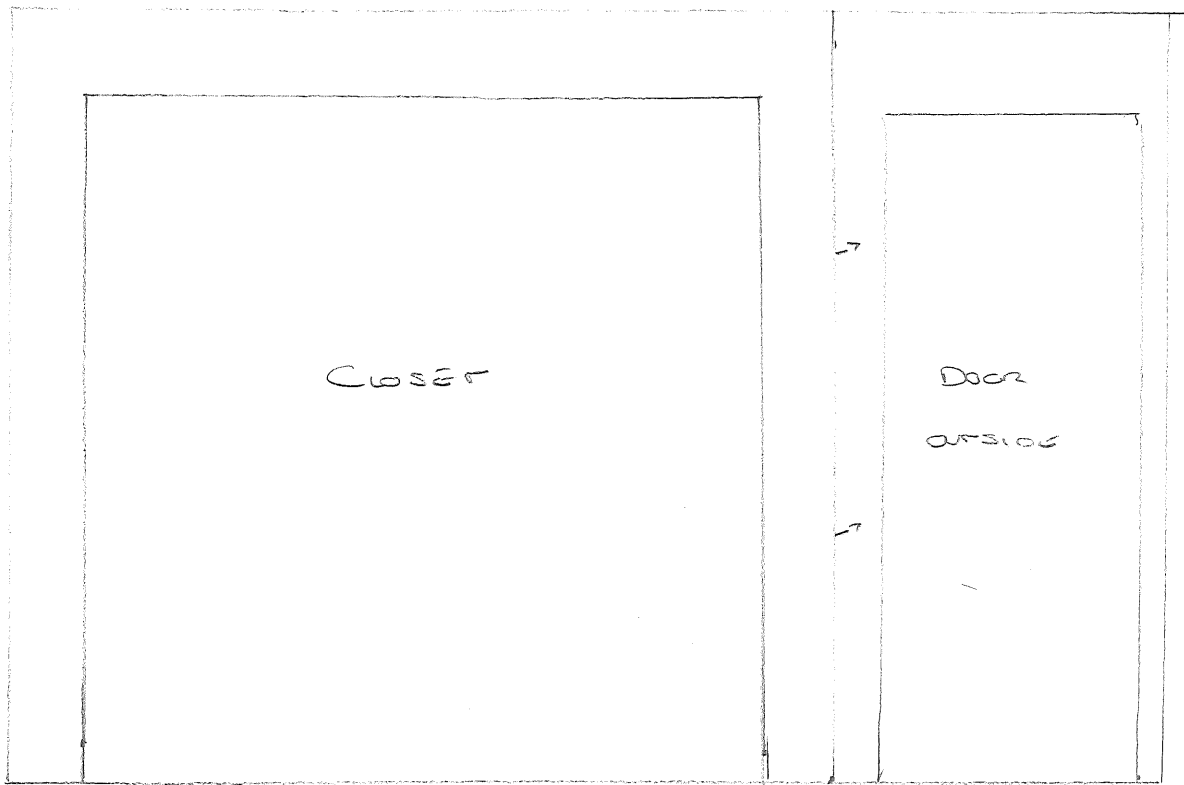
- clear opening of 5.7 sq. ft. or greater
- clear opening width of 20" or greater
- clear opening height of 24" or greater


*Rough opening sizes shown are for frame construction. Call American Craftsman® Help at 888-504-0005 or ask The Home Depot® sales associate for other rough opening size information, such as with masonry or block applications.

- Unit dimension is inside frame dimension, not including nailing fin.
- Window elevations are shown with optional grille patterns. Grille pattern shown is standard grille pattern for appropriate window size.
- 5/6 & 6/2 height windows also available as "cottage style" windows (unequal sash). Top sash is shorter than the bottom sash.
- 6/2 height windows also available as "oriel style" (unequal sash). Bottom sash is shorter than the top sash.

0
0
0

EXIT





Wall Plans

Windows