




Standard Wooden Door Choices



Standard Vinyl Door Choices



Door Upgrade Options



Shingle Color Choices



Black

Brown

Gray

Green

Included on wooden sheds



8' x 8' aluminum vent

Included on vinyl sheds



Ridge Vent

Roof extra



cupola

Structurally the best shed available

Sheds are built on P.T. 4" x 4" skids-over 16' long hemlock 4x4
 6' and 8' wide sheds have 2x4 floor joists 16" OC
 10' and wider sheds have 2x6 floor joists 16" OC
 3/4" CDX Floor sheathing
 Walls and roof framing 2x4, 16" OC
 Industry first metal wall bracing on pine sheds
 7/16" OSB roof sheathing
 Drip edge on rakes and eaves.
 25 yr asphalt shingles
 (2) 8"x8" Aluminum Gable vents
 Sheds 8 x 10 and smaller 1 window, larger with 2 windows
 Standard shed 1 door (30" single, or 4' or 5' double barn)
 Collar ties on all gambrels and regulars 10' and wider.

Notes

There is a charge to build your shed on site (this charge may vary) Its better if you can put the shed someplace you can move it if you ever need to.
 The average cost to move one of our sheds is \$450.00 to move a shed built by our competition (our competitors do not offer the service of moving their sheds(\$550.00.)
 Moving rocks, trash or other item to have a clean safe work area will be charged a minimum fee of \$25.00 .
 All structures are ordered to your specifications so we shall charge 20% restocking fee on any cancelled orders after construction has begun.
 1/2 payment is due upon ordering your shed, the remaining balance is due upon delivery.
 Failed or missed delivery appointments shall be charged \$ 150.00.
 Materials are subject to change without notice at manufacturers discretion.

Site Preparations

The majority of sheds that we install are on top of existing conditions. We are the only full service shed dealer in Maine, we will deliver gravel, crushed stone and other fill and will perform site work with our Takeuchi TB145. Rates and availability vary with season and weather conditions .We install and finish 6" floating concrete slabs for sheds and garages to be placed on. If the grade where your shed is to set is more than 8" from high corner to low corner, it is recommended that fill be brought in, leveled and compacted. Gravel and stone pads should extend at least 12" beyond all sides of building (8'x12' shed, should have a pad at least 10' x 14') The more the drop in grade the larger the pad should be and extend beyond the edge of the building. Old structures can be moved or removed from you property but must be done prior to your , new shed being delivered , please see sales person for more details.

Delivery

Free delivery within 30 miles, we will deliver anywhere! (each additional mile over 30 will be \$3.00 per mile)
 (8) cement blocks included in price (each end and 2 time in the middle up to 16' long .2 times in them middle on 20' and larger)
 Delivery is considered to be driveway only (as long as property owner assumes full non- binding responsibility, (we will place shed where you want within our abilities and reason).
 Property owner is fully responsible for all permits to be obtained by their respective town (and are urged to do so) Also property owner is responsible to ensure all set backs from property lines are conformed to.
 Site requires a 3' clear perimeter around where shed will be placed, land grade must be less then 12" from highest to lowest points with no protruding stumps or rocks , clear access to site is necessary.
 Delivery schedule is Monday through Friday, any sheds requiring a Saturday or Sunday delivery will be charged an additional \$150.00.

Limited Warranty

Shed Happens, Inc. Warrants your building to the original owner as long as it remains in its original location against defects in workmanship and materials for 10 years , under normal residential use only. Shed Happens, Inc., makes no warranty expressed or implied with respect to customer's designs and specifications , except that products will be free from defects in workmanship and materials as indicated previously. No warranties are made, expressed or implied, with respect to doors and windows which are used in the construction of our buildings.

Screen houses

We offer High Quality Screen Houses with removable metal screens. Available in all sizes. Prices are same as gambrel shed prices

Customization of all storage buildings is available

Supplied with rough drawings, specifications on dimensions and materials desired, Shed Happens, Inc. will return an estimate usually within 48 hours. Most shed companies will not do custom work and (based on our purchasing power and manufacturing facility) reputable contractors can not match our prices.