



Reviewed for Code Compliance  
Permitting and Inspections Department  
Approved with Conditions

06/28/2018

# PORTLAND PUBLIC SCHOOLS

## DEERING HIGH SCHOOL FUNCTIONAL LIFE SKILLS

### RENOVATION PROJECT

370 Stevens Avenue  
Portland, ME

#### CONSULTANTS

*Architect:*  
**WINTON SCOTT ARCHITECTS**

5 Milk Street  
Portland, ME 04101  
T. 207.774.4811  
wintonscott.com

*HVAC & Plumbing Engineering:*  
**MECHANICAL SYSTEMS  
ENGINEERS**

Royal River Center, Unit 10  
10 Forest Falls Drive  
Yarmouth, ME 04096  
T. 207.846.1441

*Electrical Engineering:*  
**SWIFT CURRENT  
ENGINEERING SERVICES**

Royal River Center, Unit 8B  
10 Forest Falls Drive  
Yarmouth, ME 04096  
T. 207.847.9280

#### SHEET INDEX

##### ARCHITECTURAL

A1 REMOVALS & NEW PLANS, RCP & MILLWORK ELEVATIONS  
A2 DETAILS  
A3 FINISH SCHEDULE, DOOR SCHEDULE AND DETAILS

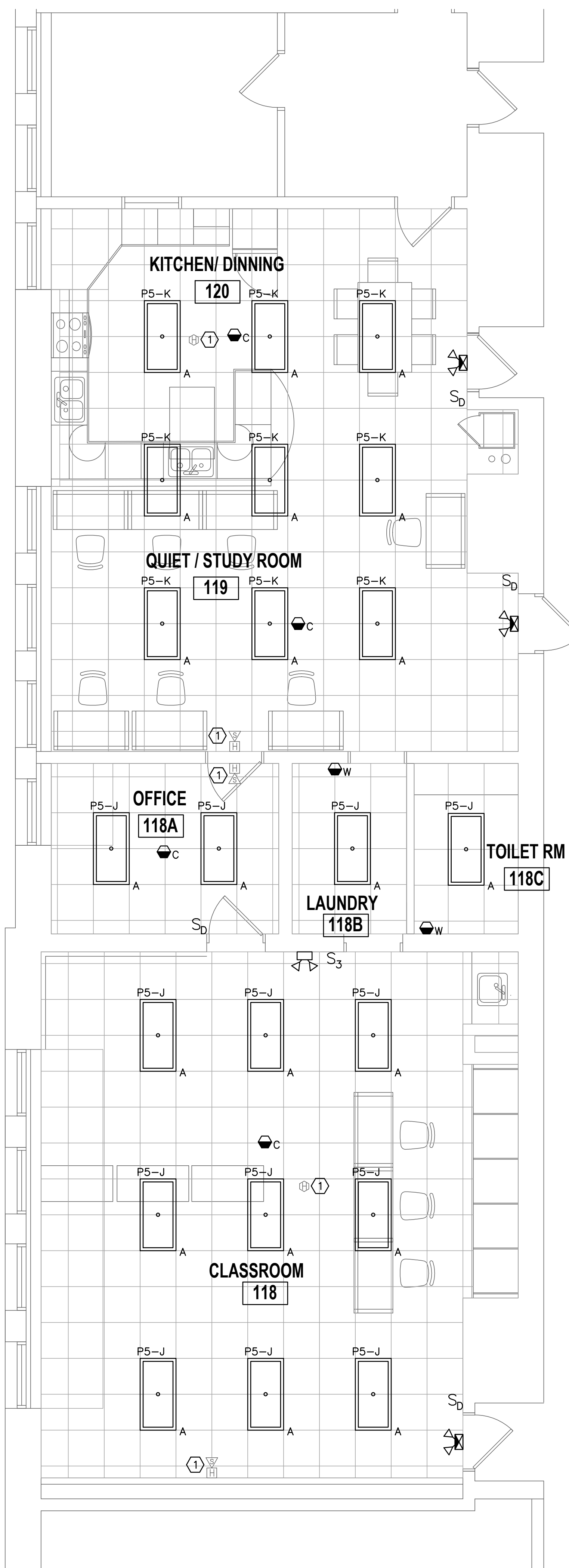
##### MECHANICAL / PLUMBING

MP1 MECHANICAL & PLUMBING PLANS  
MP2 MECHANICAL & PLUMBING SCHEDULES

##### ELECTRICAL

ED1.0 ELECTRICAL DEMOLITION PLAN  
E0.0 ELECTRICAL LEGEND, SYMBOLS & GENERAL NOTES  
E1.0 ELECTRICAL POWER & SYSTEMS PLANS  
E2.0 ELECTRICAL LIGHTING & SYSTEMS PLANS

ISSUED FOR BID  
May 11, 2018



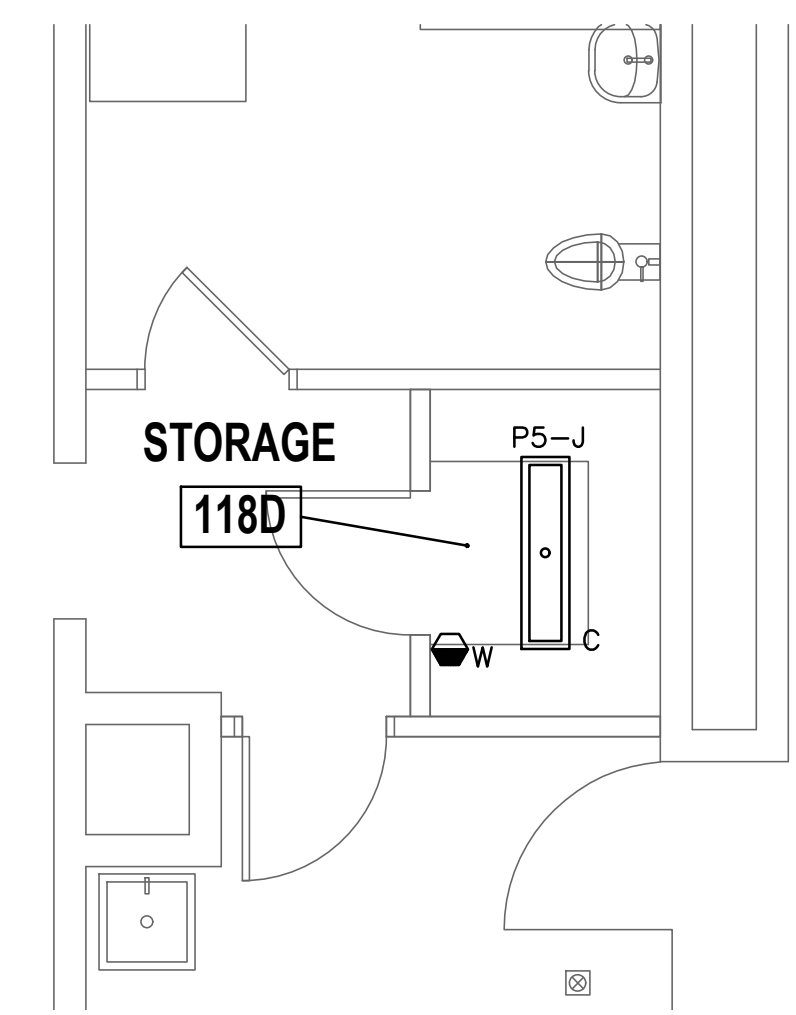
1 ELECTRICAL LIGHTING & FIRE ALARM PLAN  
SCALE: 1/4"=1'

LIGHTING SCHEDULE					
TYPE	DESCRIPTION	MANUFACTURER	LAMPS	MOUNTING	NOTES
A	2' X 4' TRANSITION LED ENCLOSED HIGH EFFICIENCY TROFFER. WITH 0-10V DIMMING DRIVER. 120V	COLUMBIA LIGHTING	41W LED 3500K 4649 LUMENS	CEILING GRID	MODEL #: LTRE24-35MLG-RFA-EDU
C	4' LED WRAPAROUND FIXTURE 120V	COLUMBIA LIGHTING	27W LED 3500K 3295 LUMENS	CEILING SUSPENDED	MODEL #: LAW4-35VW-EU
C	CEILING MOUNTED DUAL TECHNOLOGY ULTRASONIC AND PASSIVE INFRARED OCCUPANCY SENSOR 120V	HUBBELL	N/A	CEILING SURFACE	MODEL #: OMNIDT500 FURNISH RELAYS/POWER PACKS AS REQUIRED FOR A COMPLETE AND OPERABLE INSTALLATION
W	WALL MOUNT PASSIVE INFRARED OCCUPANCY SENSOR 120V	HUBBELL	N/A	WALL	MODEL #: LHIRS11
	EMERGENCY BATTERY UNIT 120V	DUAL-LITE	2W LED	WALL SURFACE	MODEL #: EV4D-02L
	LED EXIT SIGN EMERGENCY BATTERY UNIT COMBINATION WITH REMOTE CAPACITY 120V	DUAL-LITE	(2) 1W LED	CEILING SURFACE	MODEL #: EVCU-R-W-D4

4 LIGHTING SCHEDULE

Room #	Room Name	FIXTURE "ON" BY	FIXTURE "OFF" BY
118	CLASSROOM	DIMMER SWITCH	SWITCH/CEILING SENSOR
118A	OFFICE	DIMMER SWITCH	SWITCH/CEILING SENSOR
118B	LAUNDRY	WALL SENSOR	WALL SENSOR
118C	TOILET	WALL SENSOR	WALL SENSOR
118D	STORAGE	WALL SENSOR	WALL SENSOR
119	QUIET/STUDY	DIMMER SWITCH	SWITCH/CEILING SENSOR
120	KITCHEN/DINING	DIMMER SWITCH	SWITCH/CEILING SENSOR

3 LIGHTING CONTROLS



2 ELECTRICAL LIGHTING PLAN - STORAGE 118D  
SCALE: 1/4"=1'

NOTES:

1. SEE E0.0 FOR LEGEND, ABBREVIATIONS AND GENERAL NOTES.

KEYED NOTES:

① EXISTING FIRE ALARM DEVICE. COORDINATE ANY REMOVAL OR RELOCATION WITH PROTECTION PROFESSIONALS. PHONE: (207)-775-5755.




Winton Scott  
Architects  
5 Milk Street  
Portland, Maine  
04101  
207 774 4811  
www.wintonscott.com




Reviewed for Code Compliance  
Permitting and Inspections Department  
Approved with Conditions

06/28/2018



PROJECT NORTH



Portland  
Public  
Schools:

Renovations  
To:  
Deering  
High FLS


ELECTRICAL  
REMOVALS & NEW  
PLANS, RCP &  
MILLWORK  
ELEVATIONS

Scale: As Noted

ELECTRICAL LIGHTING & FIRE  
ALARM PLAN

E2.0

ISSUED FOR BID

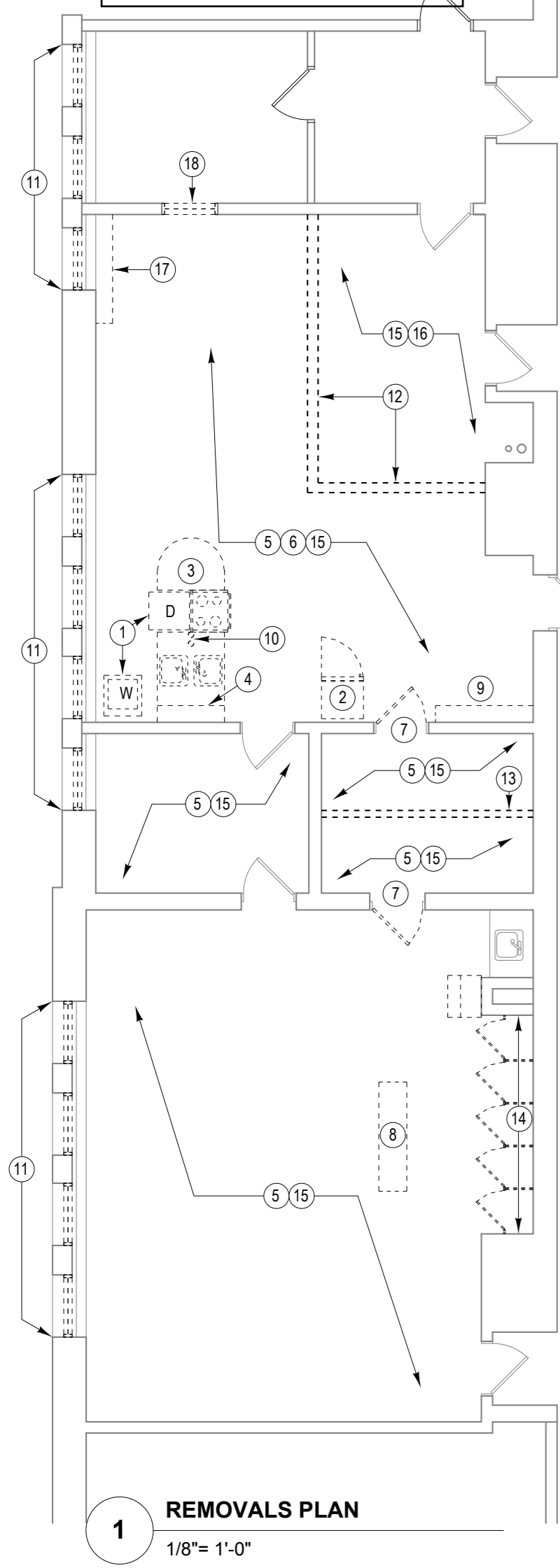


10 Forest Falls Dr. Unit 4B  
Yarmouth, ME 04096  
Tel: (207) 847-9280

May 11, 2018



ALL DEMOLITION BY OWNER EXCEPT DEMOLITION RELATED TO PLUMBING, MECHANICAL & ELECTRICAL



**REMOVALS NOTES**

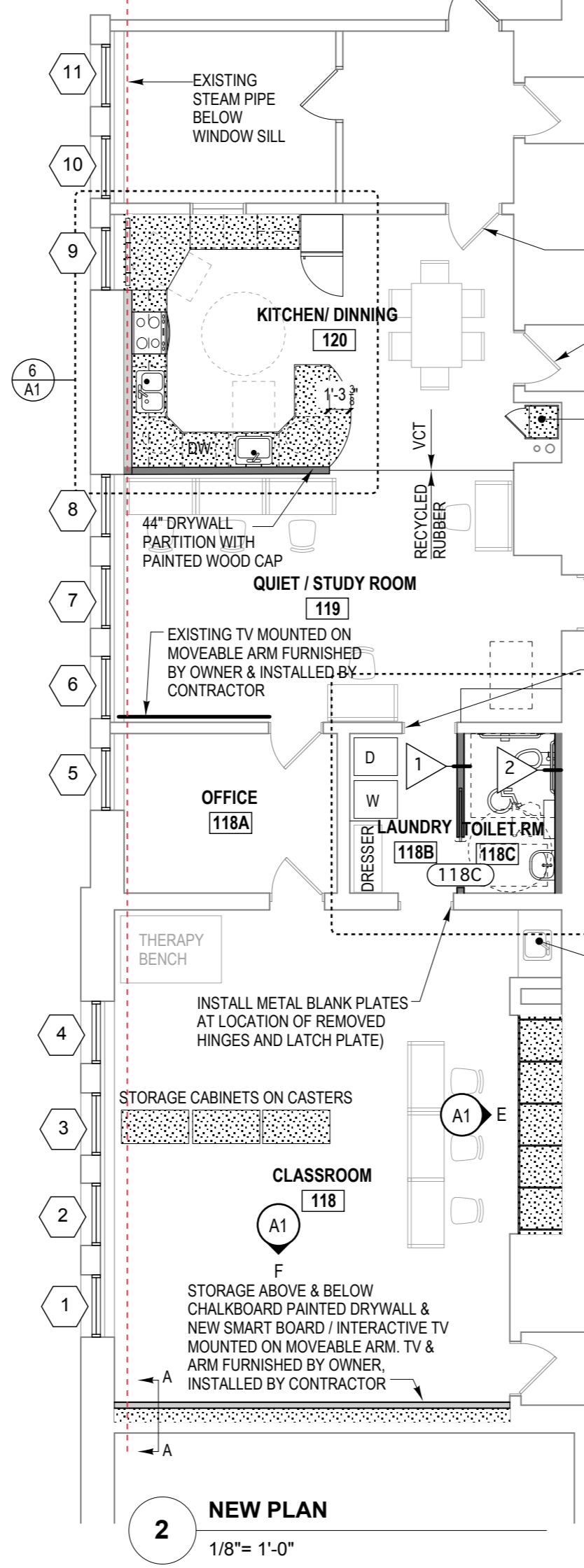
- REMOVE EXIST. WASHER AND DRYER COMPLETE.
- REMOVE EXIST. REFRIGERATOR COMPLETE.
- REMOVE EXIST. COUNTER TOP, BASE CABINET, SINKS, RANGE AND ALL ASSOCIATED PIPING AND CONDUITS COMPLETE.
- REMOVE EXIST UPPER CABINET COMPLETE.
- REMOVE EXIST. VCT IN THIS ROOM DOWN TO SUBFLOOR IN PREPARATION FOR INSTALLATION OF NEW FLOORING.
- REMOVE ALL EXIST. LOOSE FURNITURE AND SET ASIDE FOR REUSE.
- REMOVE EXIST. DOOR, LATCH PLATE AND HINGES COMPLETE. EXIST. FRAME TO REMAIN.
- REMOVE EXISTING BOOKSHELF COMPLETE.
- REMOVE EXISTING WALL MOUNTED BOOKSHELF COMPLETE.
- REMOVE AND RELOCATE EXISTING ELECTRICAL CONDUIT AND VENT.
- REMOVE EXISTING ALUMINUM WINDOWS (11 TOTAL) IN PREPARATION FOR INSTALLATION OF NEW WINDOW. ADD ALTERNATE #1.
- REMOVE EXISTING DRYWALL PARTITION AND ALL ASSOCIATED COMPONENTS INCLUDING BUT NOT LIMITED TO ELECTRICAL OUTLET, SHELVEING, LIGHT SWITCH, EMERGENCY LIGHT, ETC.
- REMOVE EXISTING PLYWOOD AND STUD PARTITION AS SHOWN.
- REMOVE EXISTING BUILT-IN CABINETS IN PREPARATION FOR INSTALLATION OF NEW STORAGE CABINET.
- REMOVE EXISTING CEILING COMPLETE INCLUDING BUT NOT LIMITED TO ACT, LIGHT FIXTURES, DIFFUSERS, HOOKS, ETC. SET ASIDE DIFFUSERS FOR REUSE IN THIS PROJECT.
- REMOVE EXISTING CARPET DOWN TO SUBFLOOR IN PREPARATION FOR INSTALLATION OF NEW FLOORING.
- REMOVE EXISTING RADIATOR ENCLOSURE COMPLETE.
- REMOVE EXISTING INTERIOR WINDOW IN PREPARATION FOR INSTALLATION OF WALL INFILL.

**CONSTRUCTION NOTES**

- ALL APPLIANCES (REFRIGERATOR, DISHWASHER, STOVE, MICROWAVE WASHING MACHINE AND DRYER) ARE NEW AND WHEELCHAIR ACCESSIBLE.
- ALL LOOSE FURNITURE WILL BE PROVIDED BY OWNER.
- ALL NEW WINDOWS (11 TOTAL) SHALL BE AWNING BELOW AND FIXED ABOVE BY UNIVERSAL 44" X 96" WITH EXTERIOR SCREEN.
- KITCHEN COUNTER TOP SHALL BE SOLID SURFACE; KITCHEN & STORAGE CABINETS SHALL 3/4" PRE-FINISHED MDF BOXES WITH HPDL FINISH ON DOOR & DRAWER FRONTS. CABINETS SHALL BE LOCKABLE.

**CEILING NOTES**

- PROVIDE NEW 2X2 ACOUSTICAL CEILING TILES WITH NEW SUSPENSION SYSTEM. SET TILE AT +/- 9'-6" A.F.F. BELOW HEATING PIPE IN ROOM 119/120.
  - SEE ELECTRICAL DRAWINGS FOR LIGHTING LAYOUT
- INDICATES SLOPING CEILING IN ORDER TO CLEAR WINDOW HEADS.



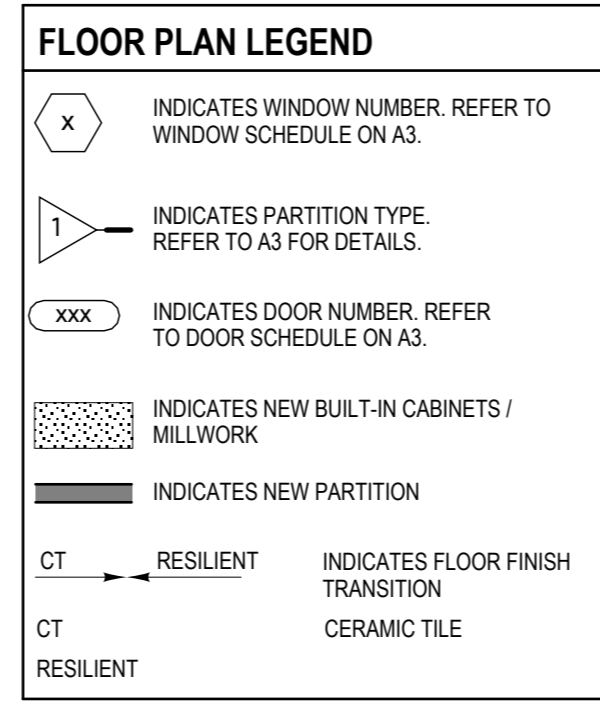
PROVIDE NEW KEY LOCK ON EXISTING DOOR (LOCKED MOST OF THE TIME)

PROVIDE NEW KEY LOCK ON EXISTING DOOR (UNLOCKED MOST OF THE TIME)

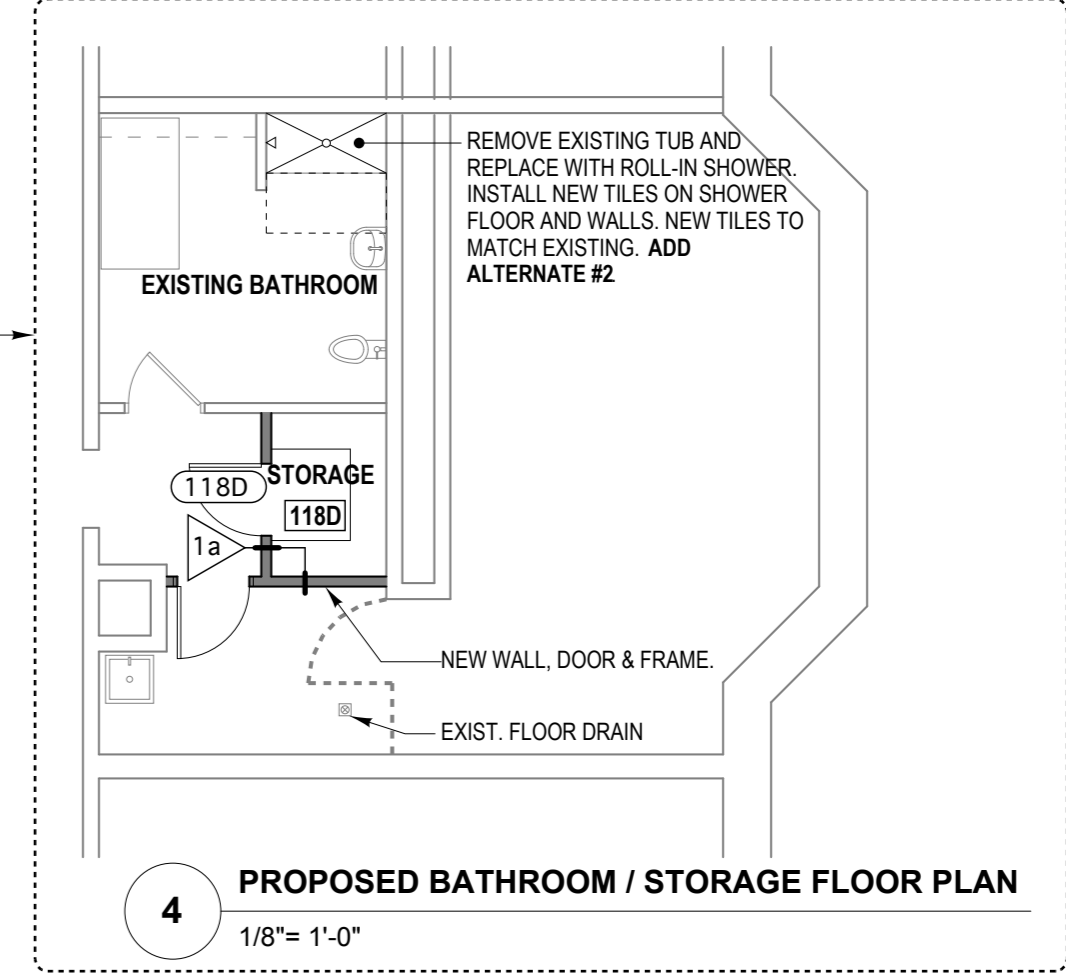
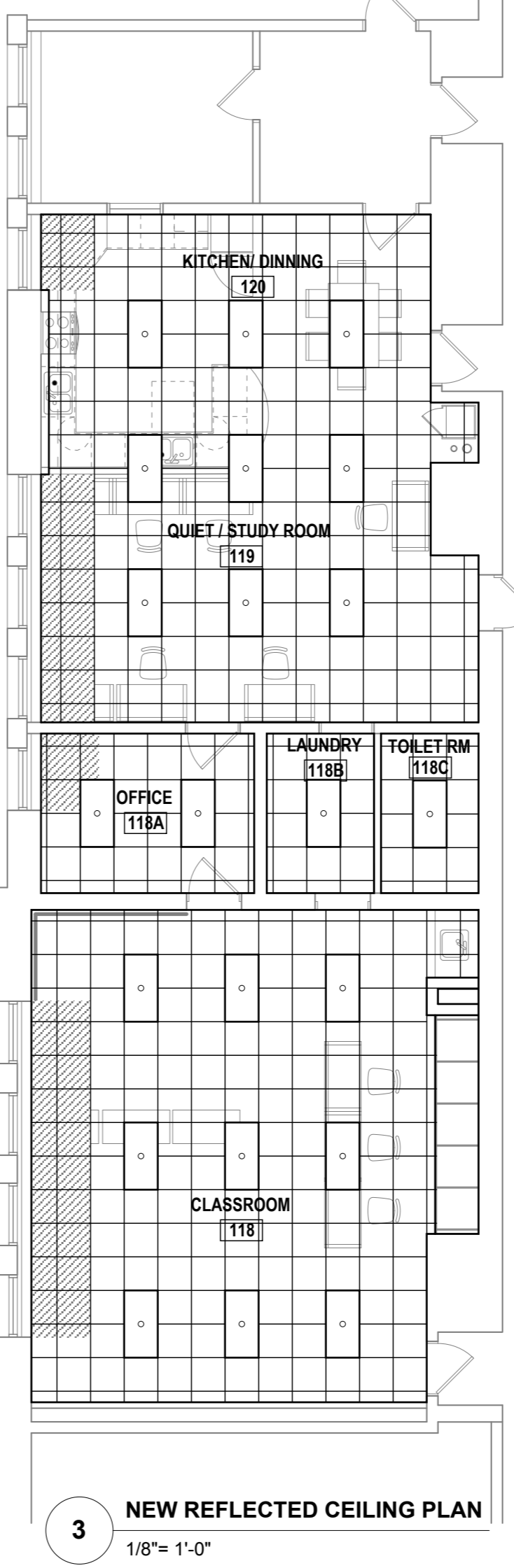
LOCKABLE PANTRY / STORAGE CABINET

INSTALL METAL BLANK PLATES AT LOCATION OF REMOVED HINGES AND LATCH PLATE

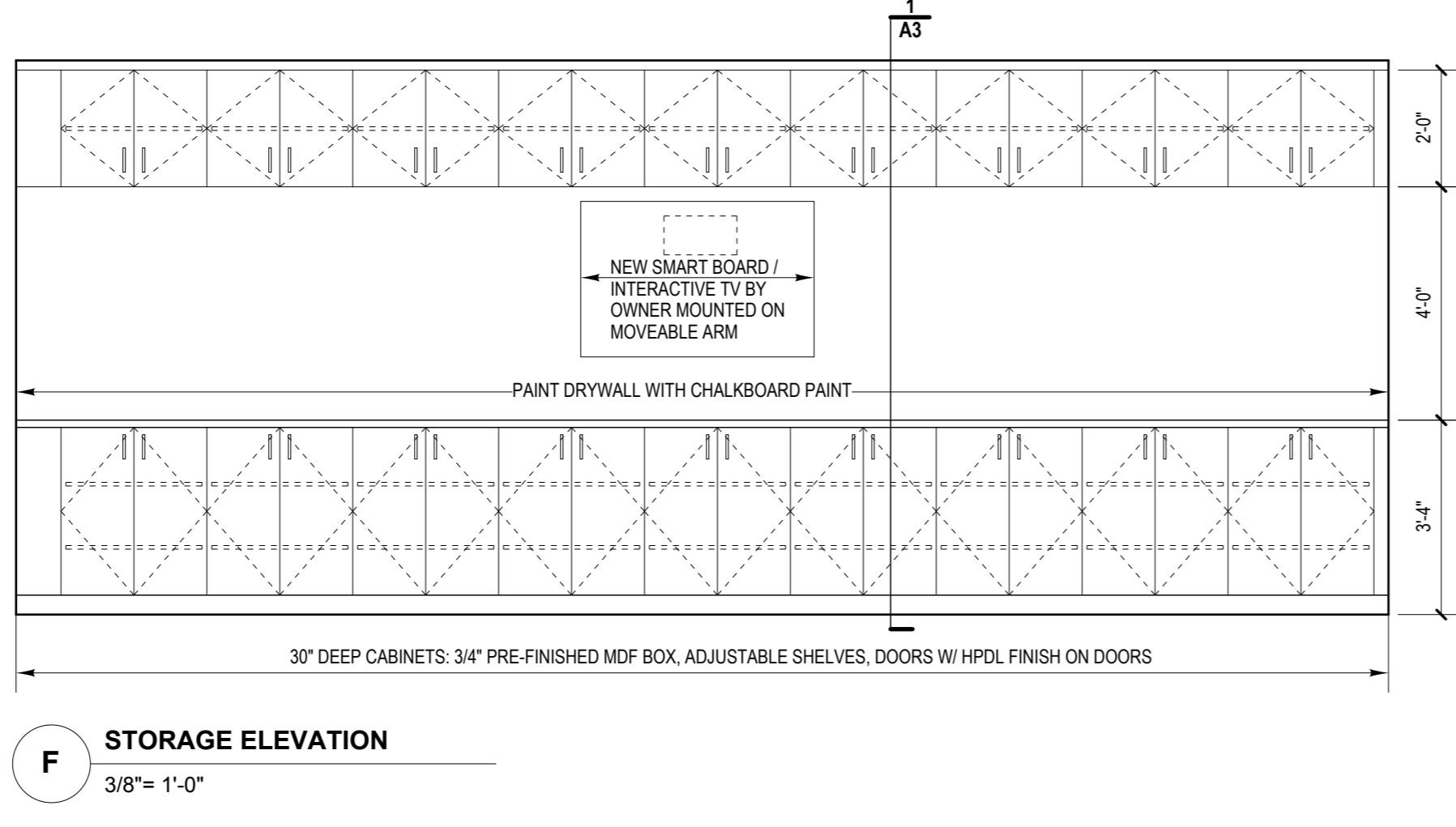
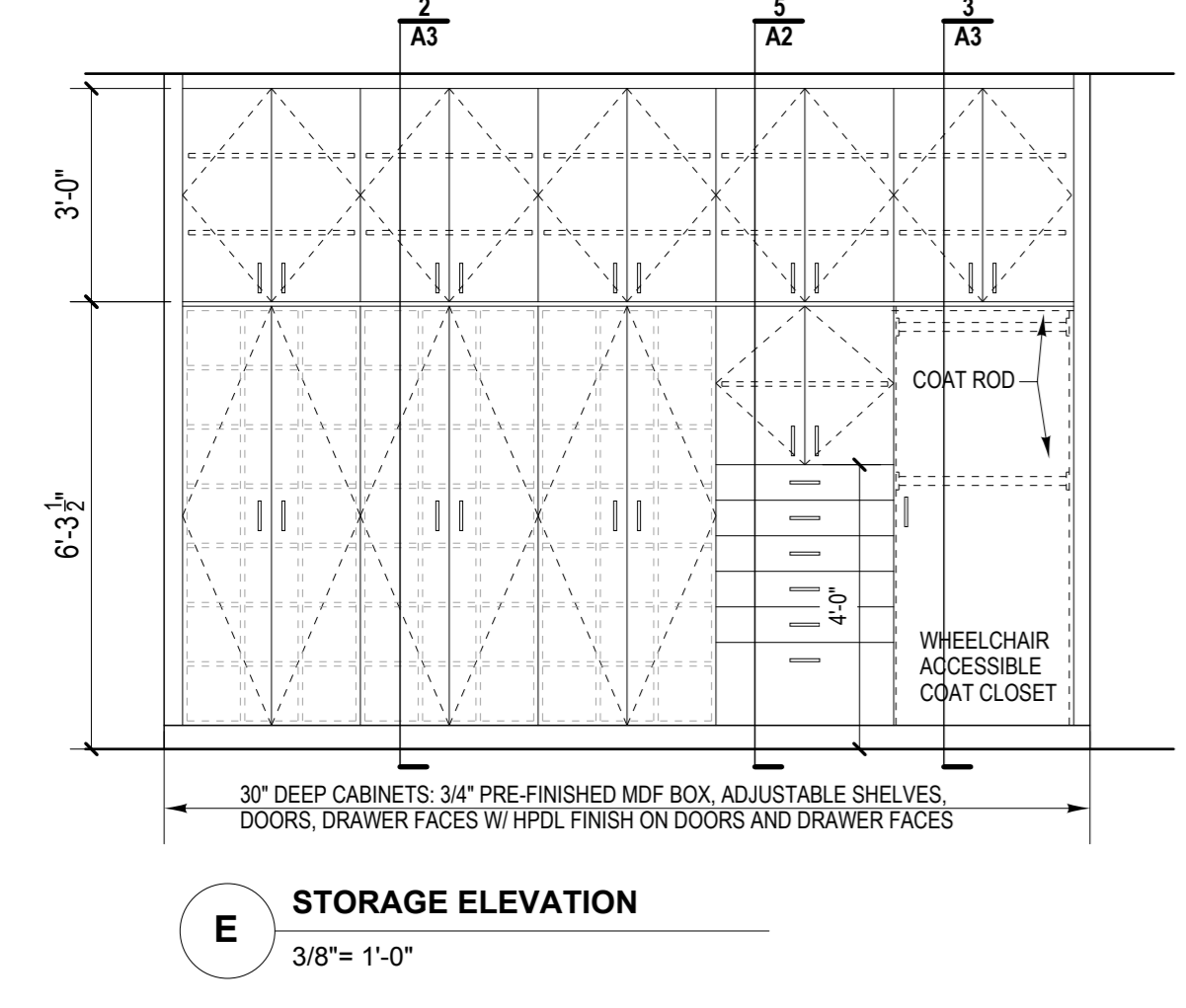
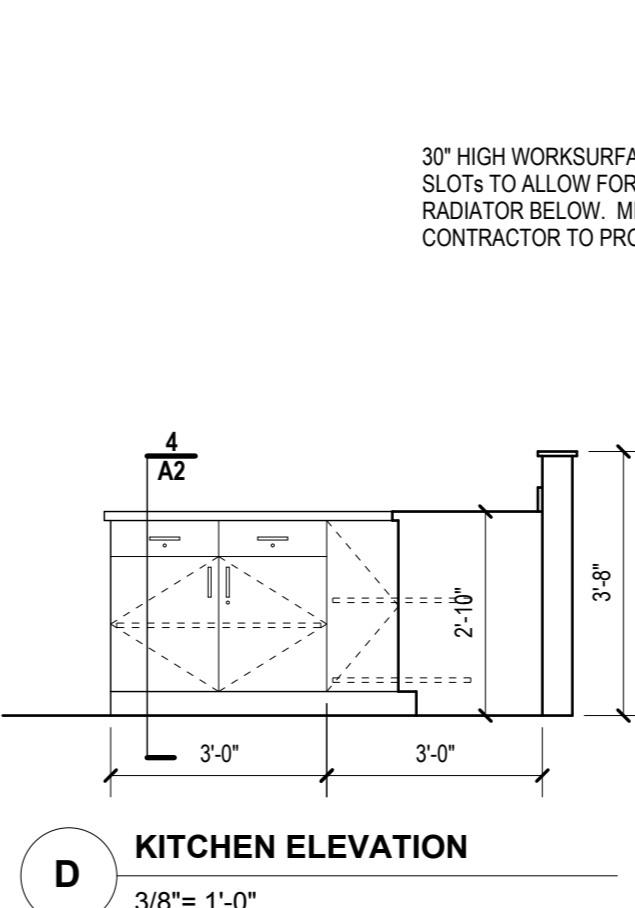
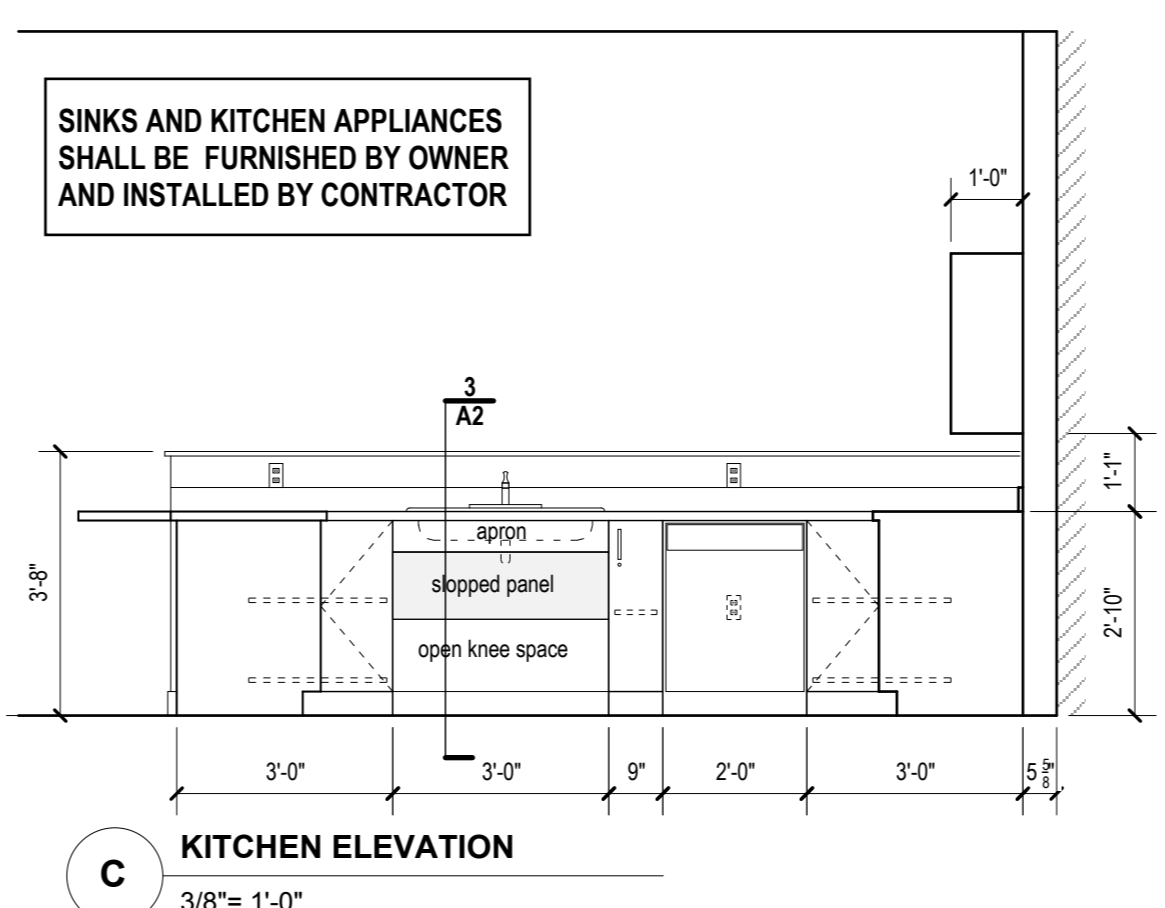
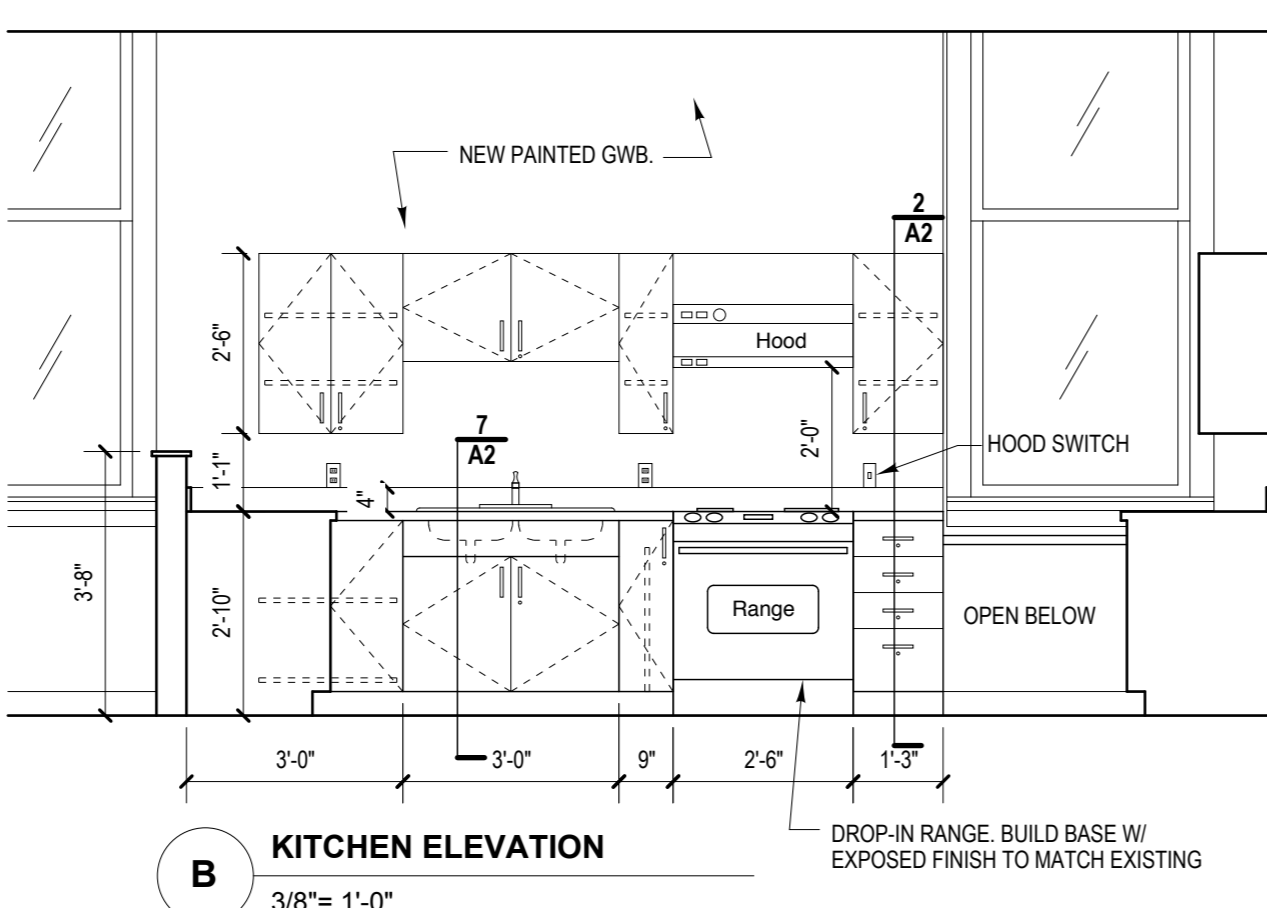
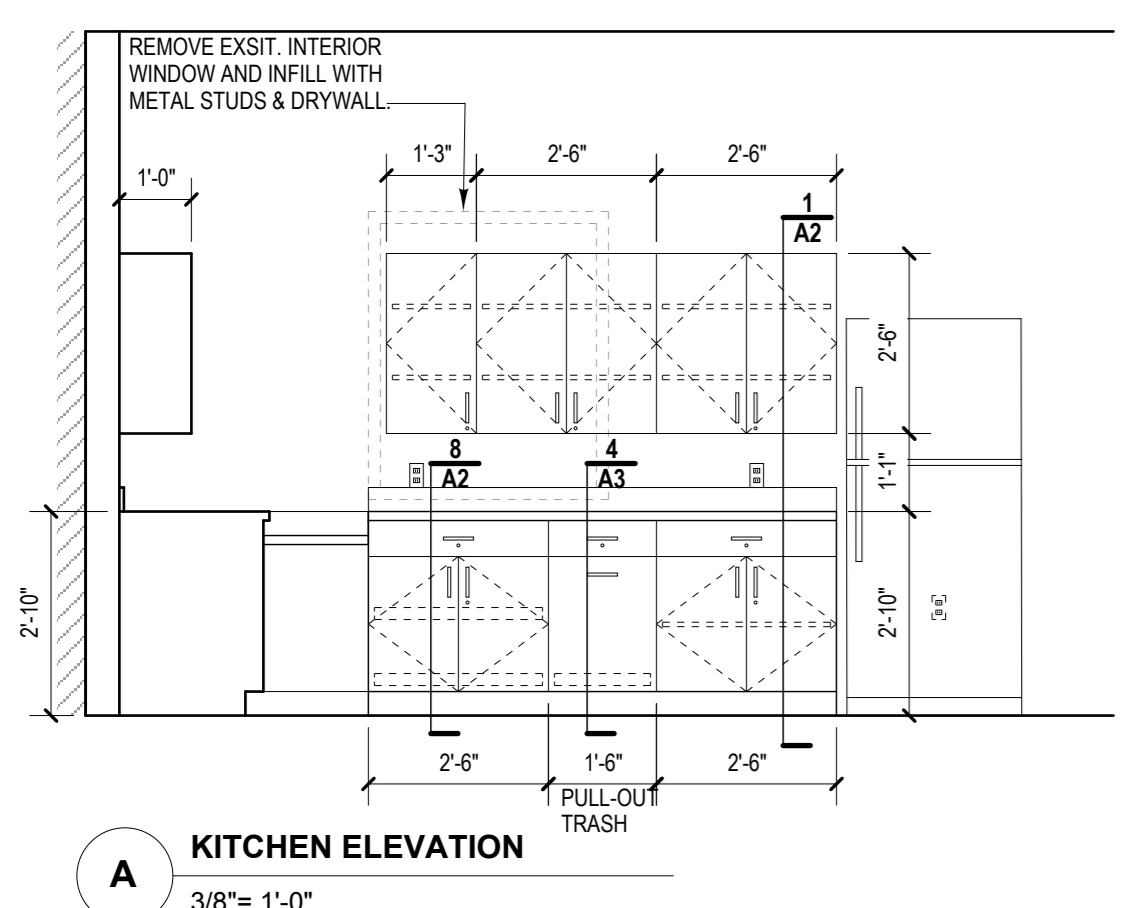
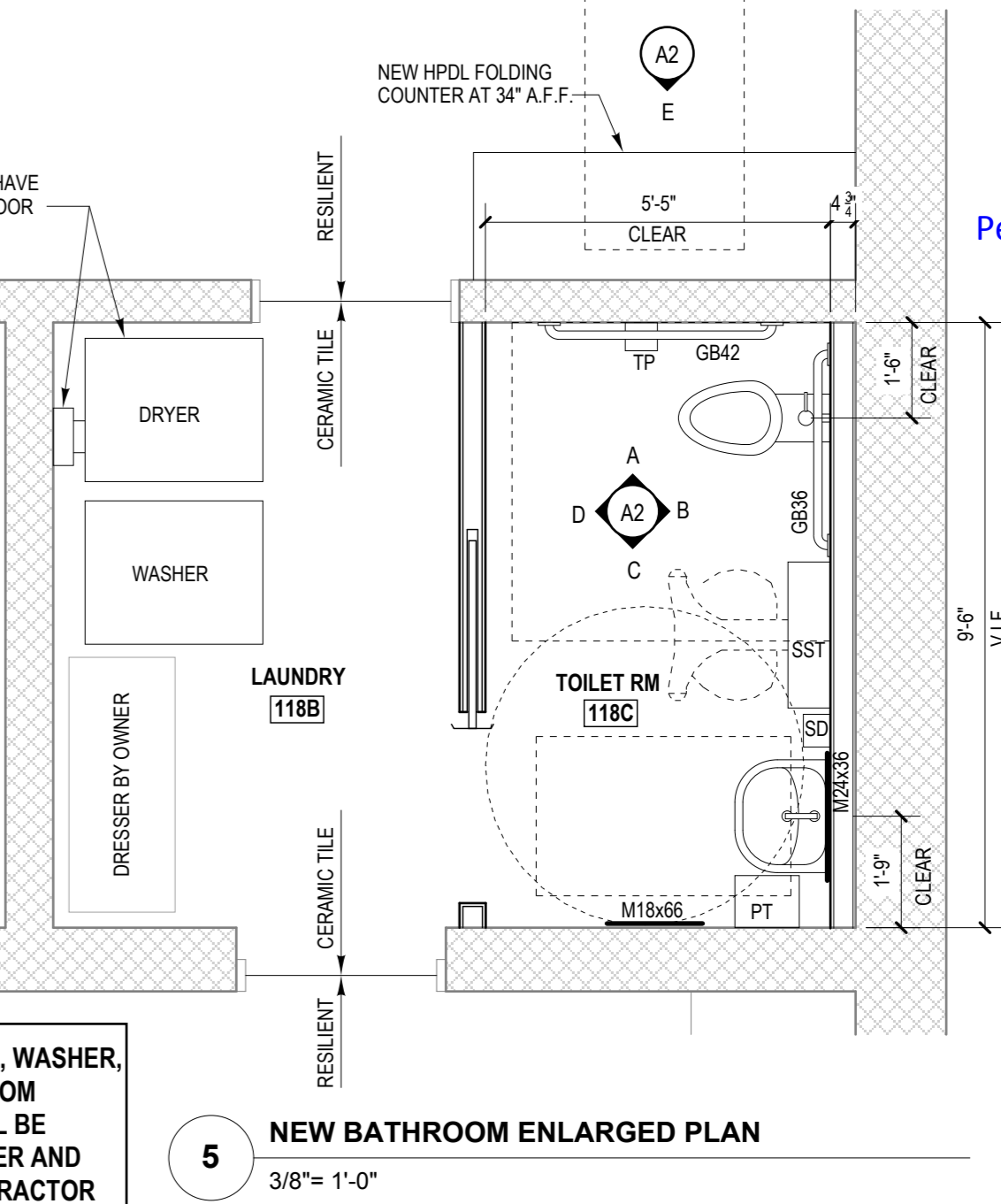
EXIST. SINK AND COUNTER TO REMAIN



SINKS AND KITCHEN APPLIANCES SHALL BE FURNISHED BY OWNER AND INSTALLED BY CONTRACTOR



PLUMBING FIXTURES, WASHER, DRYER AND BATHROOM ACCESSORIES SHALL BE FURNISHED BY OWNER AND INSTALLED BY CONTRACTOR

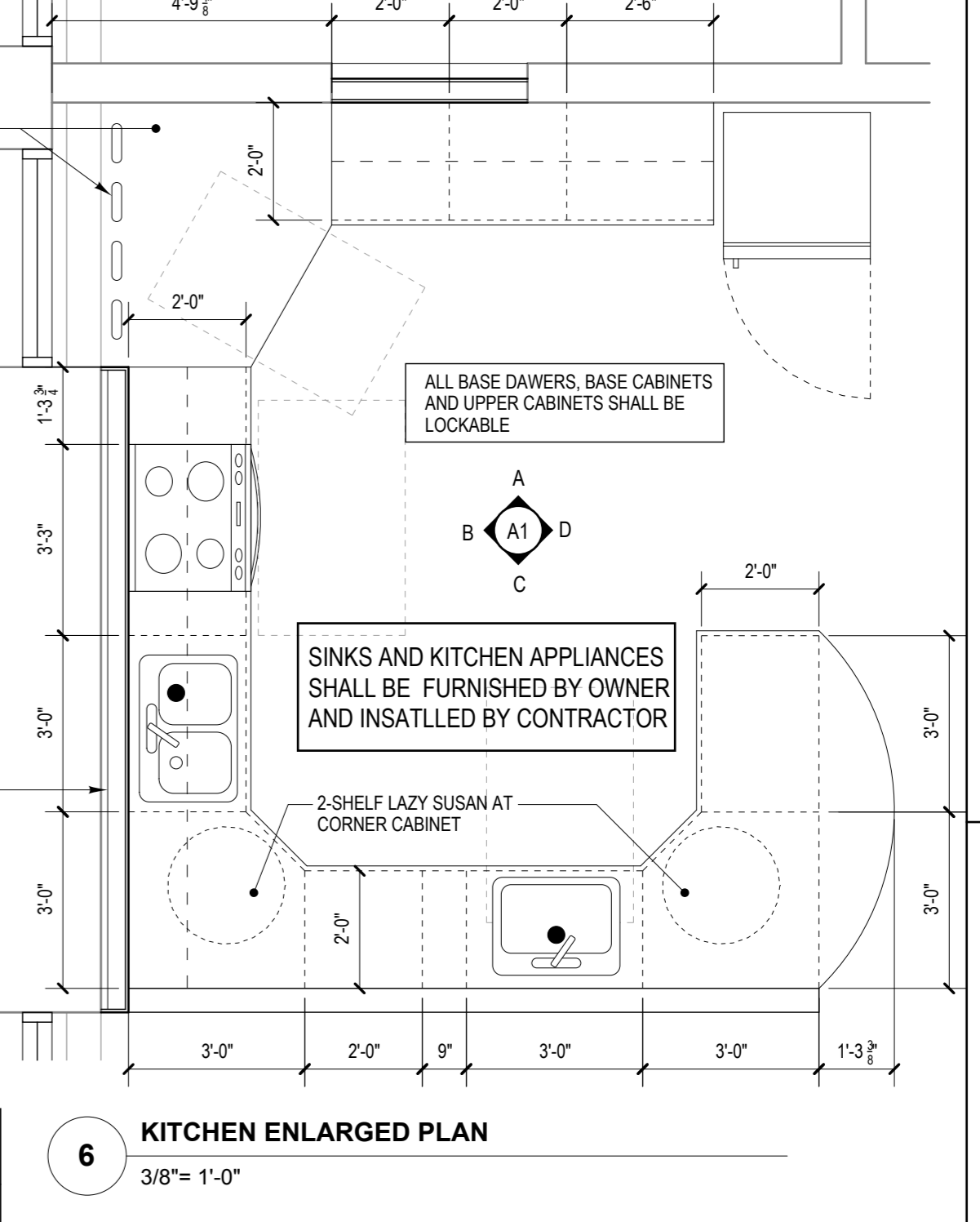


**BATHROOM ACCESSORY LEGEND**

M24x36	24" x 36" framed mirror
M18x66	18" x 66" frameless mirror
GB42	42" grab bar
GB36	36" grab bar
PT	Wall mounted paper towel dispenser. Furnished by Owner Installed by GC.
TD	Wall mounted toilet tissue dispenser. Furnished by Owner Installed by GC.
SD	Wall mounted soap dispenser. Furnished by Owner Installed by GC.
RH	Robe hook
SST	Wall mounted support station. Furnished by Owner Installed by GC.

**MILLWORK GENERAL NOTES**

- Provide solid blocking behind all wall mounted accessories.
- Dimensions indicated as "clear" are to face of finished wall, face of toilet partition, and edge or center of fixture/accessory. Dimensions indicated as "R.D." are stud to stud or stud to existing wall surface. Contact architect if discrepancies are found.
- Insulate all exposed pipes at sinks per ADA requirements, typical.
- In instances where electrical outlets on interior elevations and electrical Power plans (E drawings) are not in agreement in terms of number of outlets, the drawing showing the most outlets prevails.
- In instances where electrical outlets on interior elevations and electrical Power plans (E drawings) are not in agreement in terms of outlet locations, consult architect.




**Winton Scott Architects**  
5 Milk Street  
Portland, Maine 04101  
207 774 4811  
www.wintonscott.com



Reviewed for Code Compliance  
Permitting and Inspections Department  
Approved with Conditions

06/28/2018

*Winton Scott*  
REGISTERED ARCHITECT  
WINTON F. SCOTT, JR.  
No. 793  
STATE OF MAINE



**Portland Public Schools:**  
Renovations To:  
**Deering High FLS**

REMOVALS & NEW PLANS, RCP & MILLWORK ELEVATIONS

Scale: As Noted

**A1**

May 11, 2018

ISSUED FOR BID  
5/11/2018






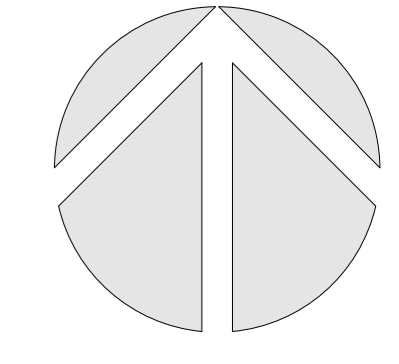
Reviewed for Code Compliance  
 Permitting and Inspections Department  
 Approved with Conditions

06/28/2018

*Winton Scott*



PROJECT NORTH



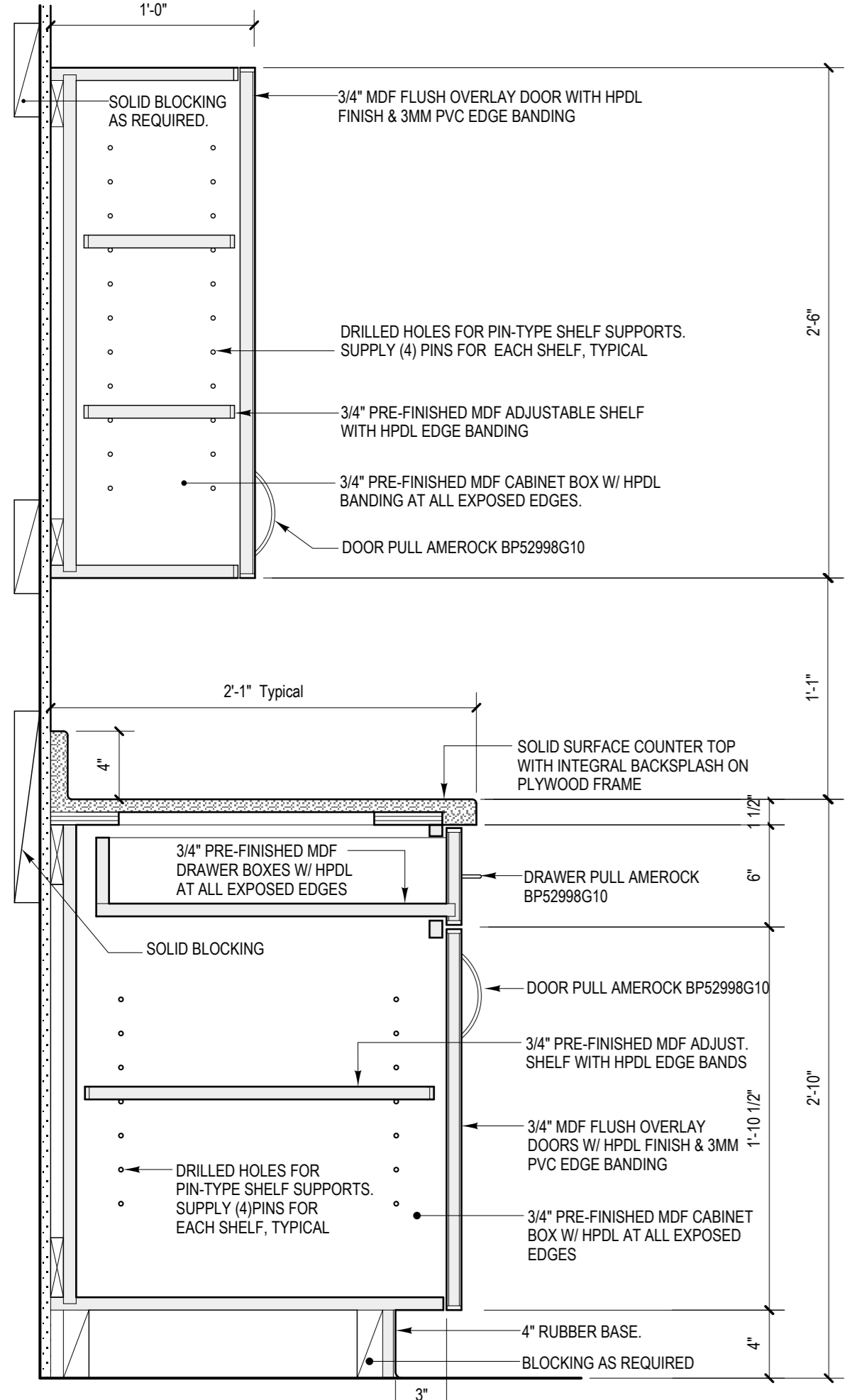
**Portland Public Schools:**

Renovations To:  
**Deering High FLS**

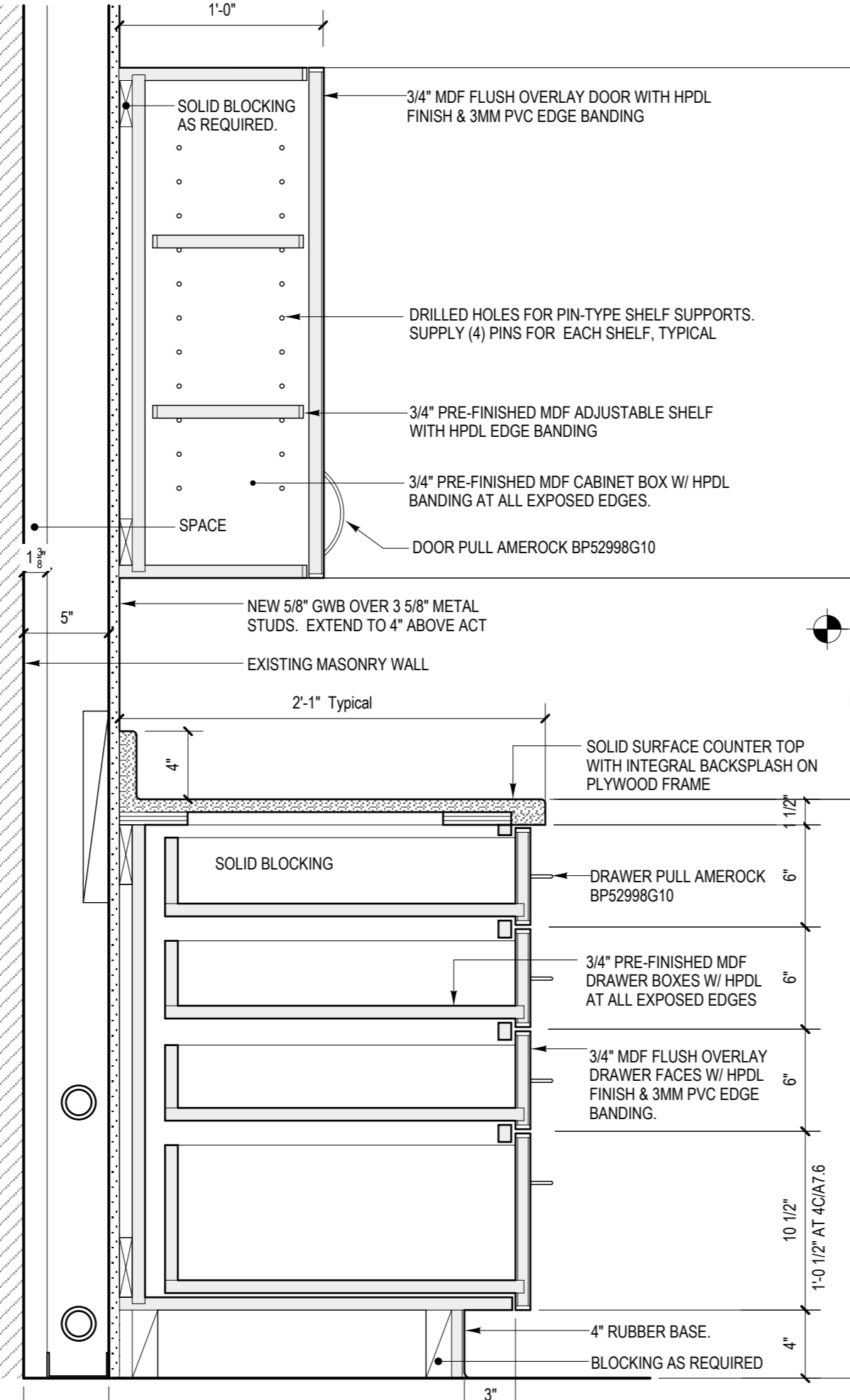
DETAILS

Scale: As Noted

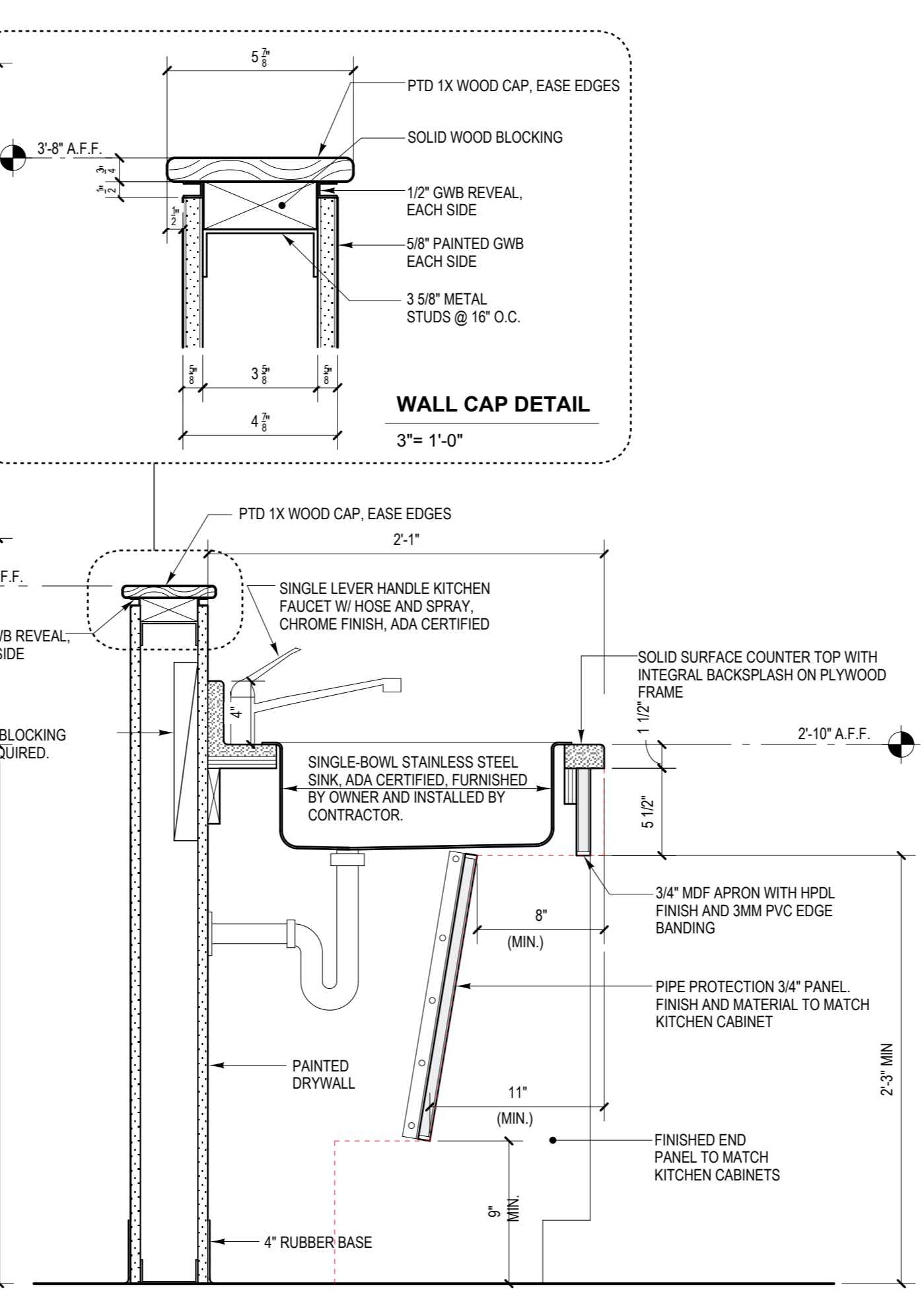
**A2**



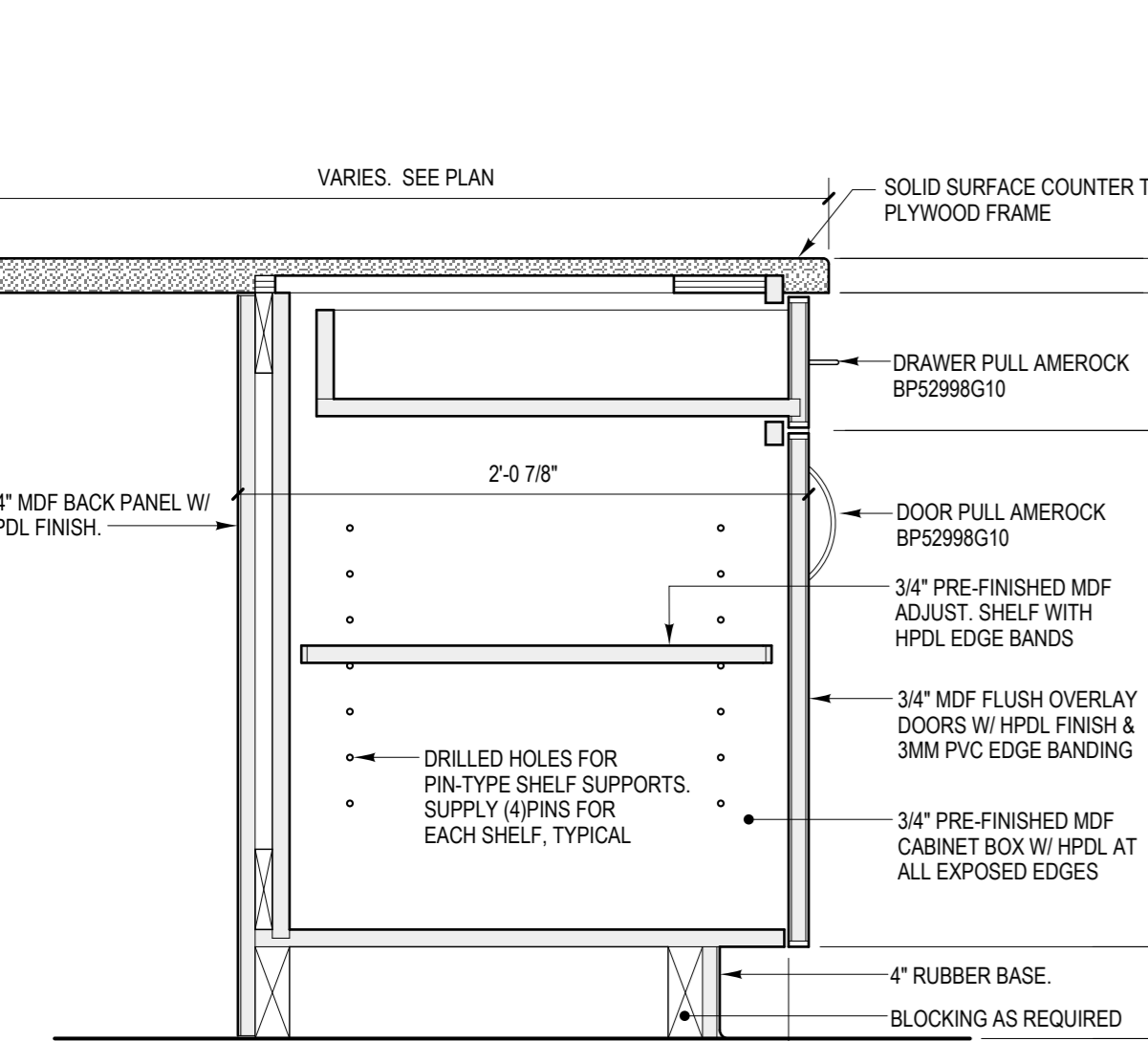
**1 BASE & UPPER CABINET DETAIL AT EXIST. INTERIOR WALL**  
 1 1/2" = 1'-0"



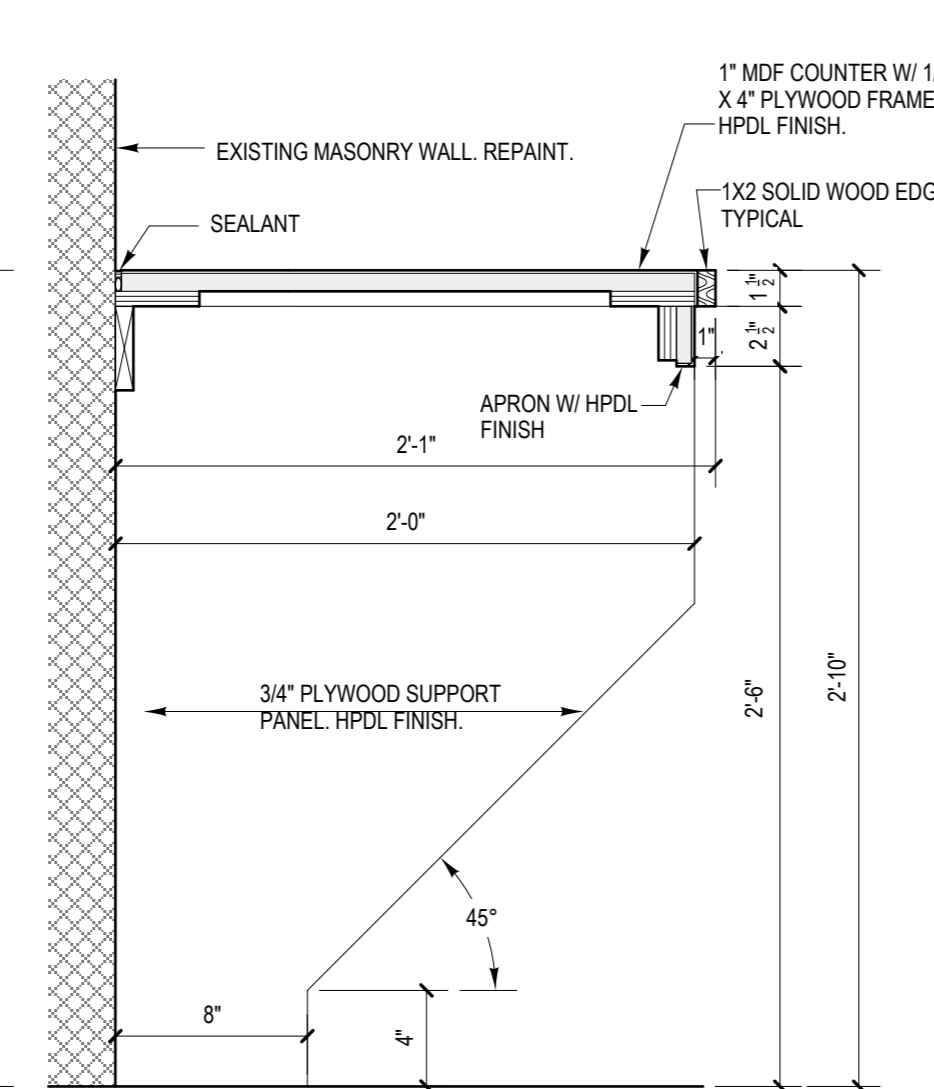
**2 DRAWER BASE & UPPER CABINET DETAIL AT EXTERIOR WALL**  
 1 1/2" = 1'-0"



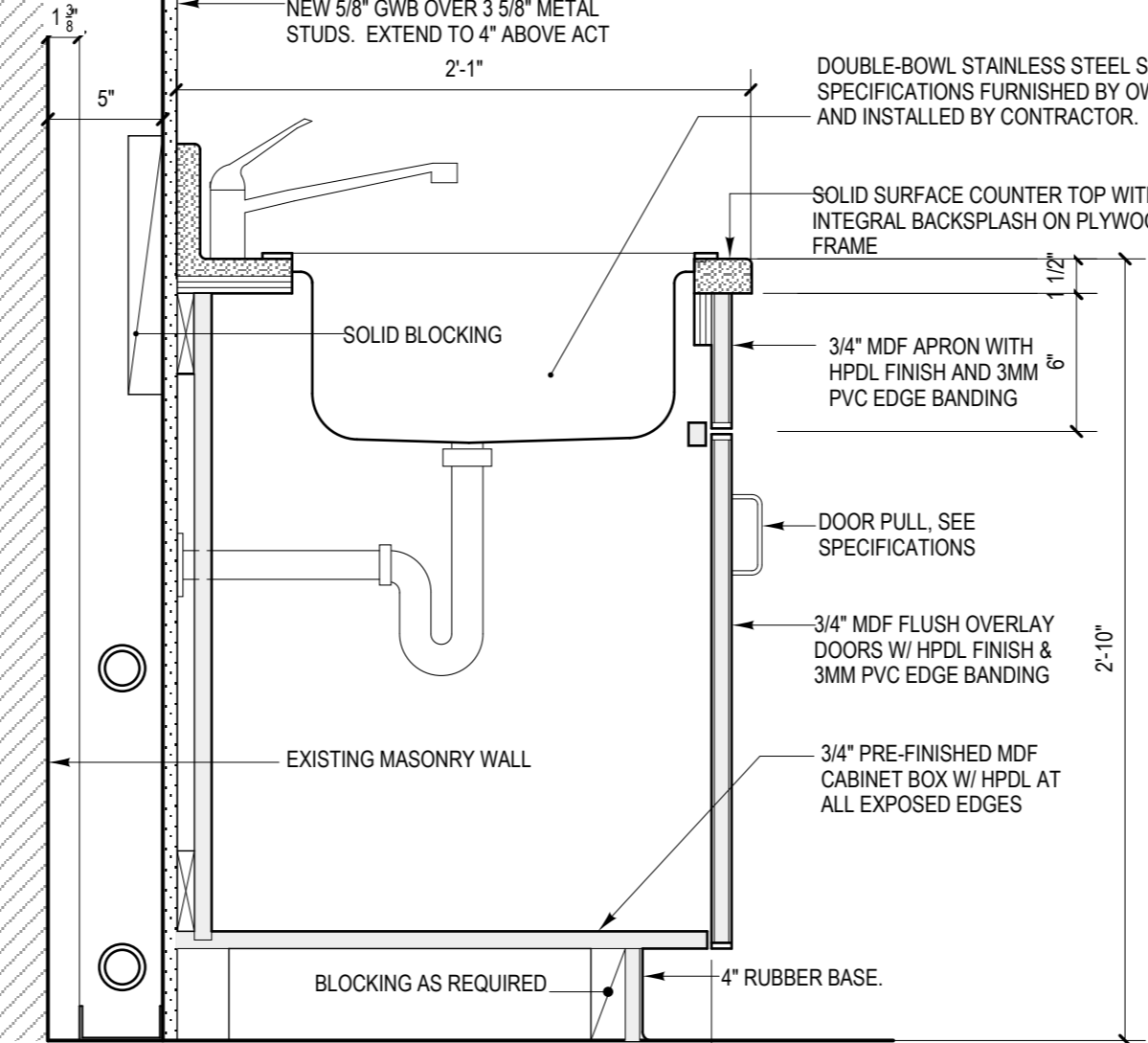
**3 DETAIL AT ADA SINK**  
 1 1/2" = 1'-0"



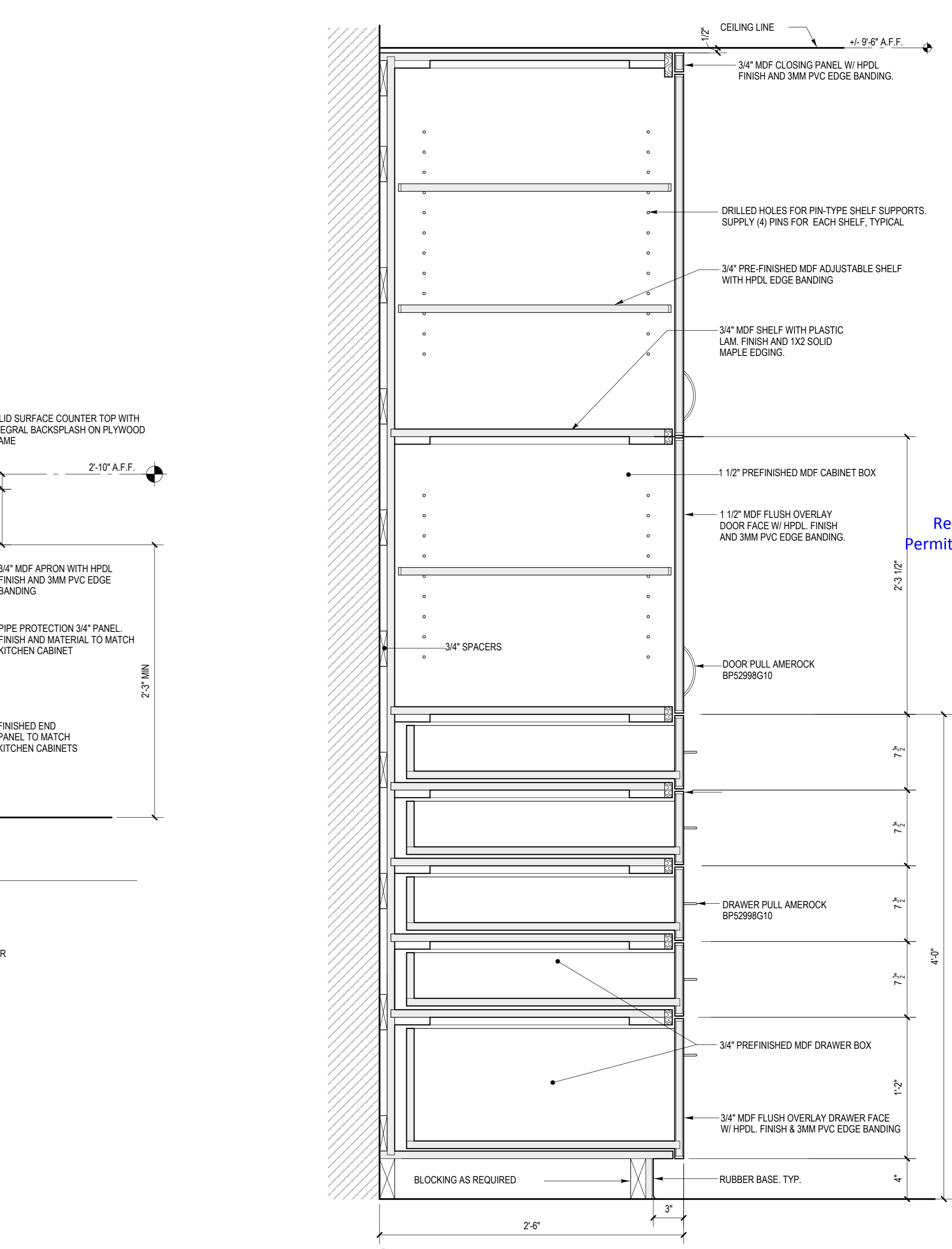
**4 DETAIL AT PENINSULA**  
 1 1/2" = 1'-0"



**6 FOLDING COUNTER SECTION DETAIL**  
 1 1/2" = 1'-0"

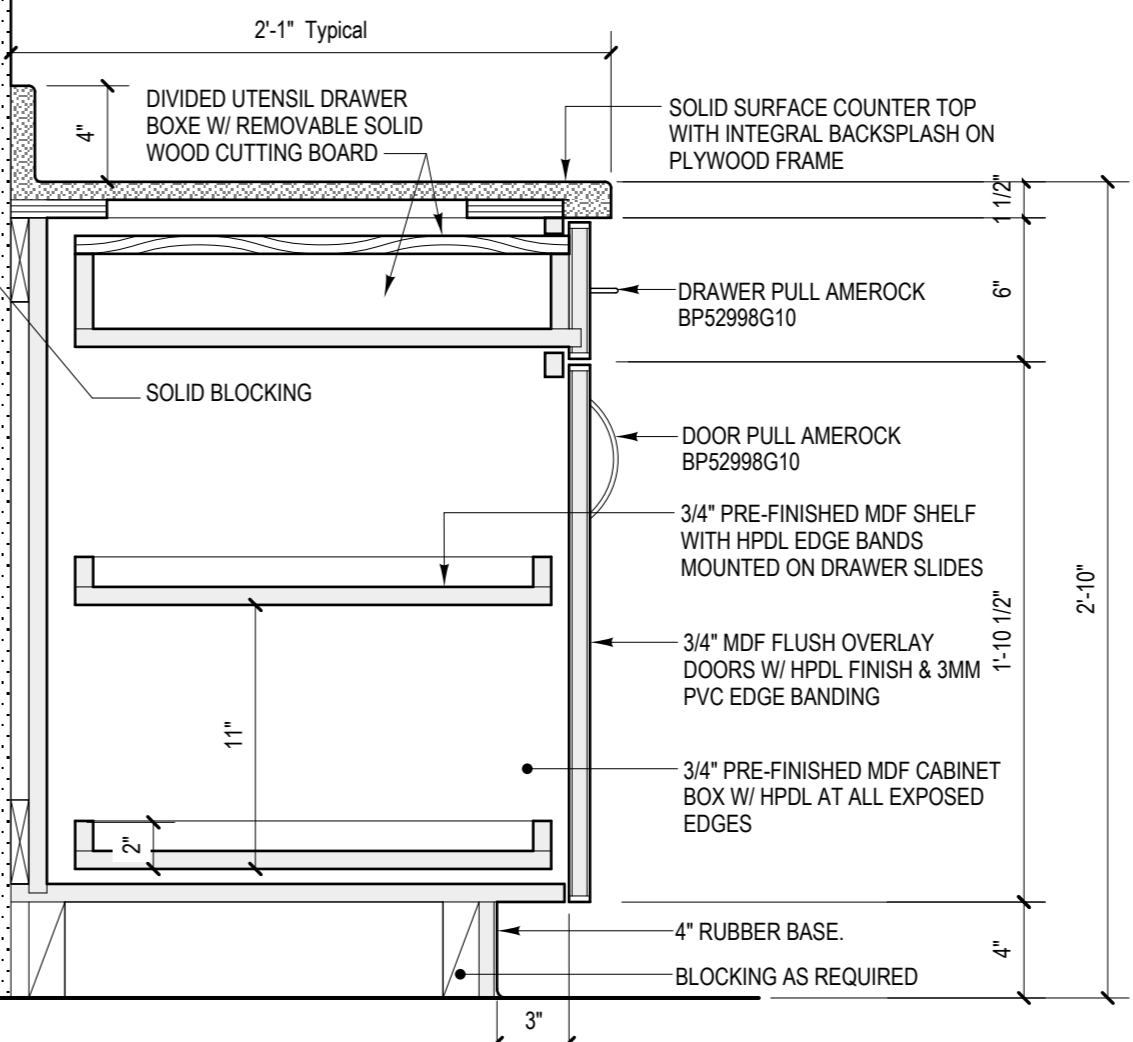


**7 DETAIL AT SINK CABINET**  
 1 1/2" = 1'-0"

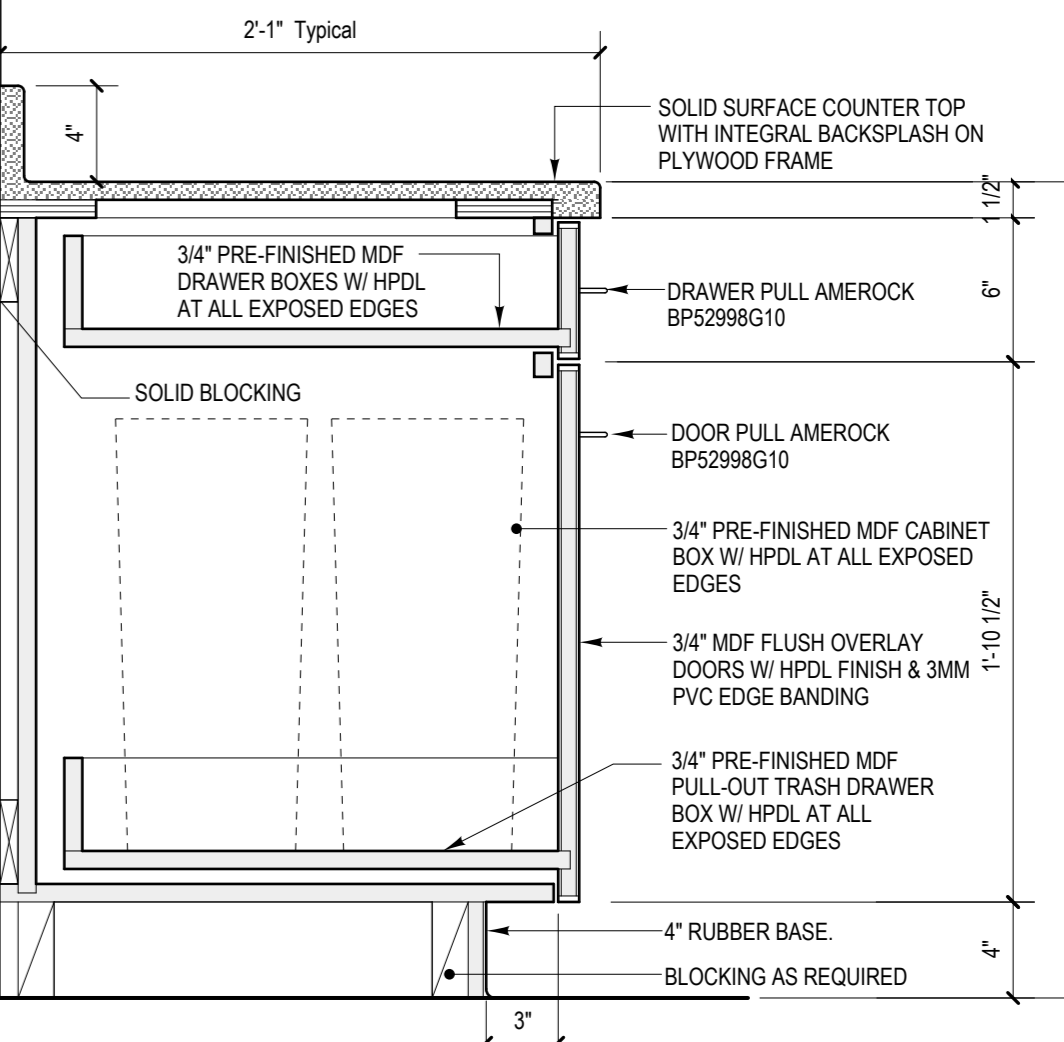


**5 DETAIL AT BUILT-IN STORAGE - DRAWERS**  
 1 1/2" = 1'-0"

ISSUED FOR Bid  
 5/11/2018

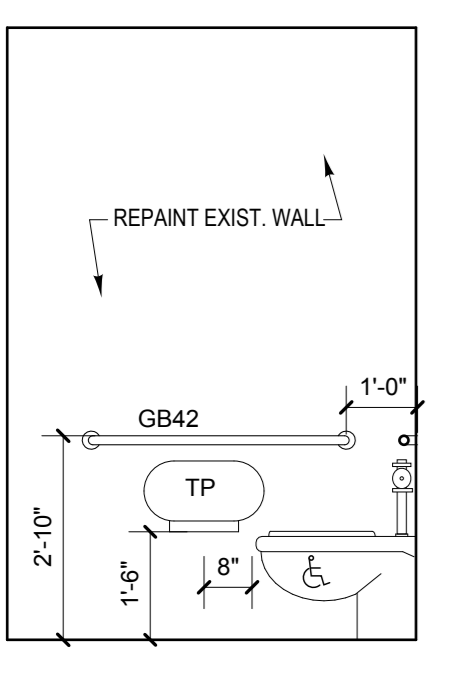


**8 DETAIL AT BASE CABINET WITH PULL-OUT SHELVES**  
 1 1/2" = 1'-0"

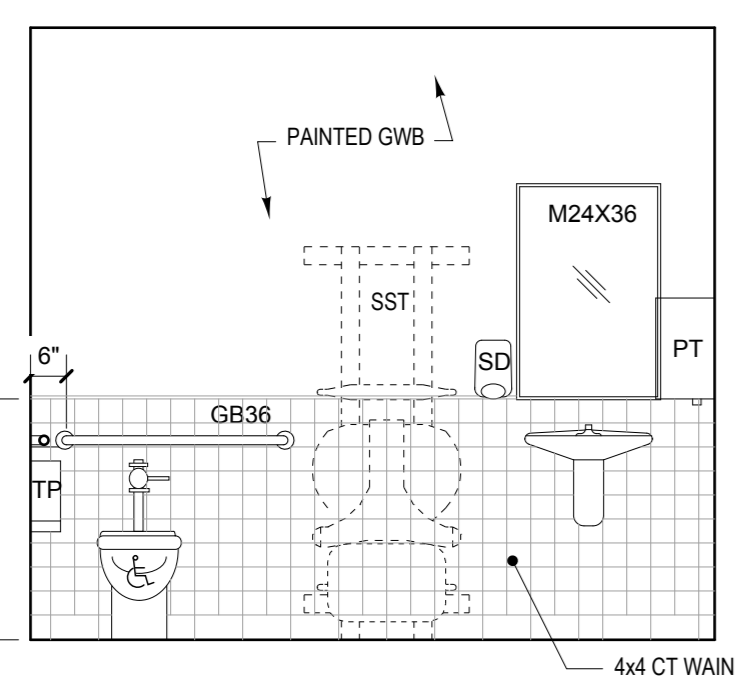


**9 PULL-OUT TRASH CABINET DETAIL**  
 1 1/2" = 1'-0"

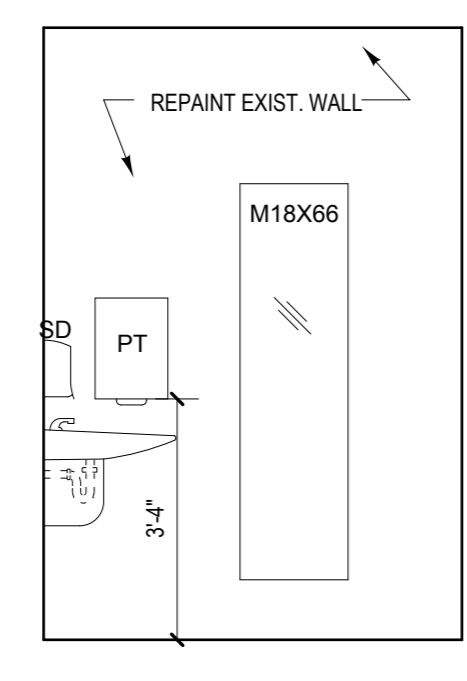
PLUMBING FIXTURES AND BATHROOM ACCESSORIES SHALL BE FURNISHED BY OWNER AND INSTALLED BY CONTRACTOR



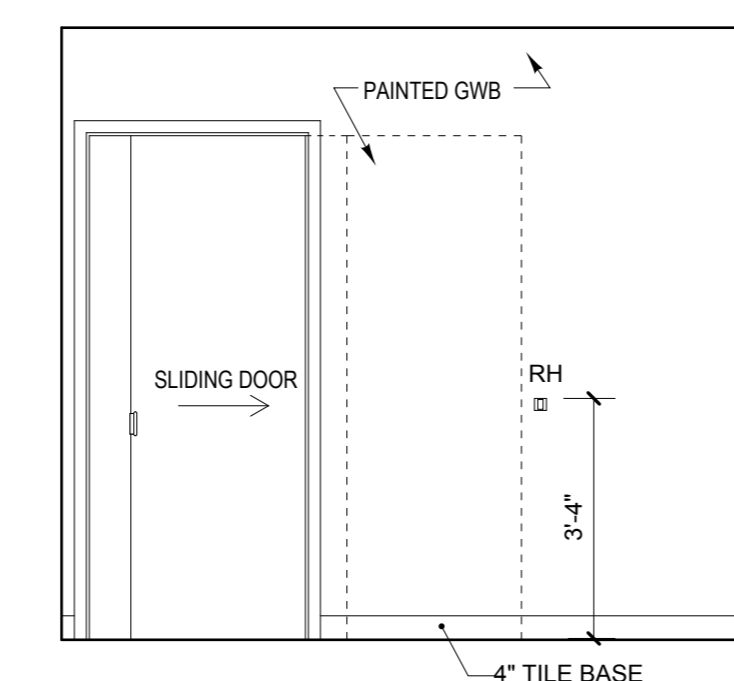
**A TOILER ROOM ELEV**  
 3/8" = 1'-0"



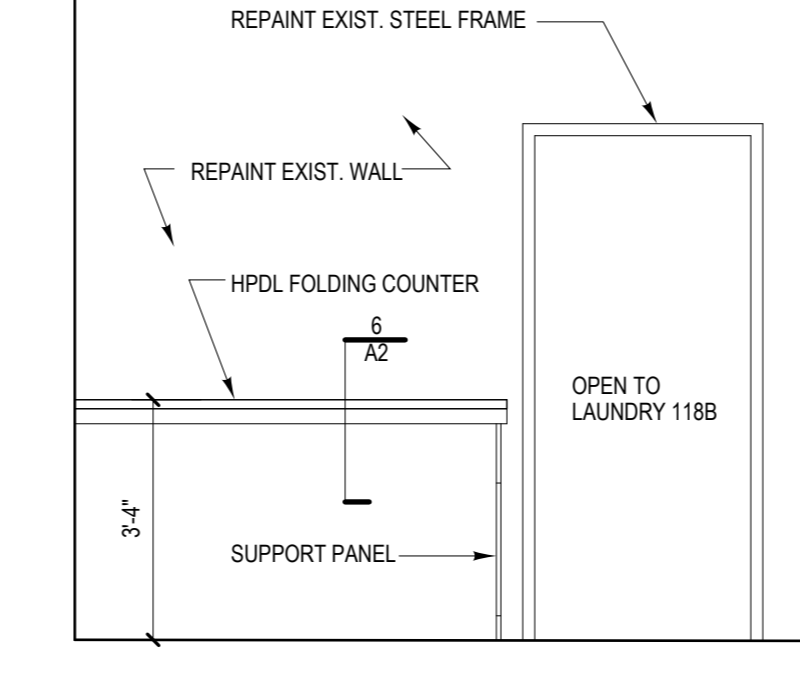
**B TOILER ROOM ELEV**  
 3/8" = 1'-0"



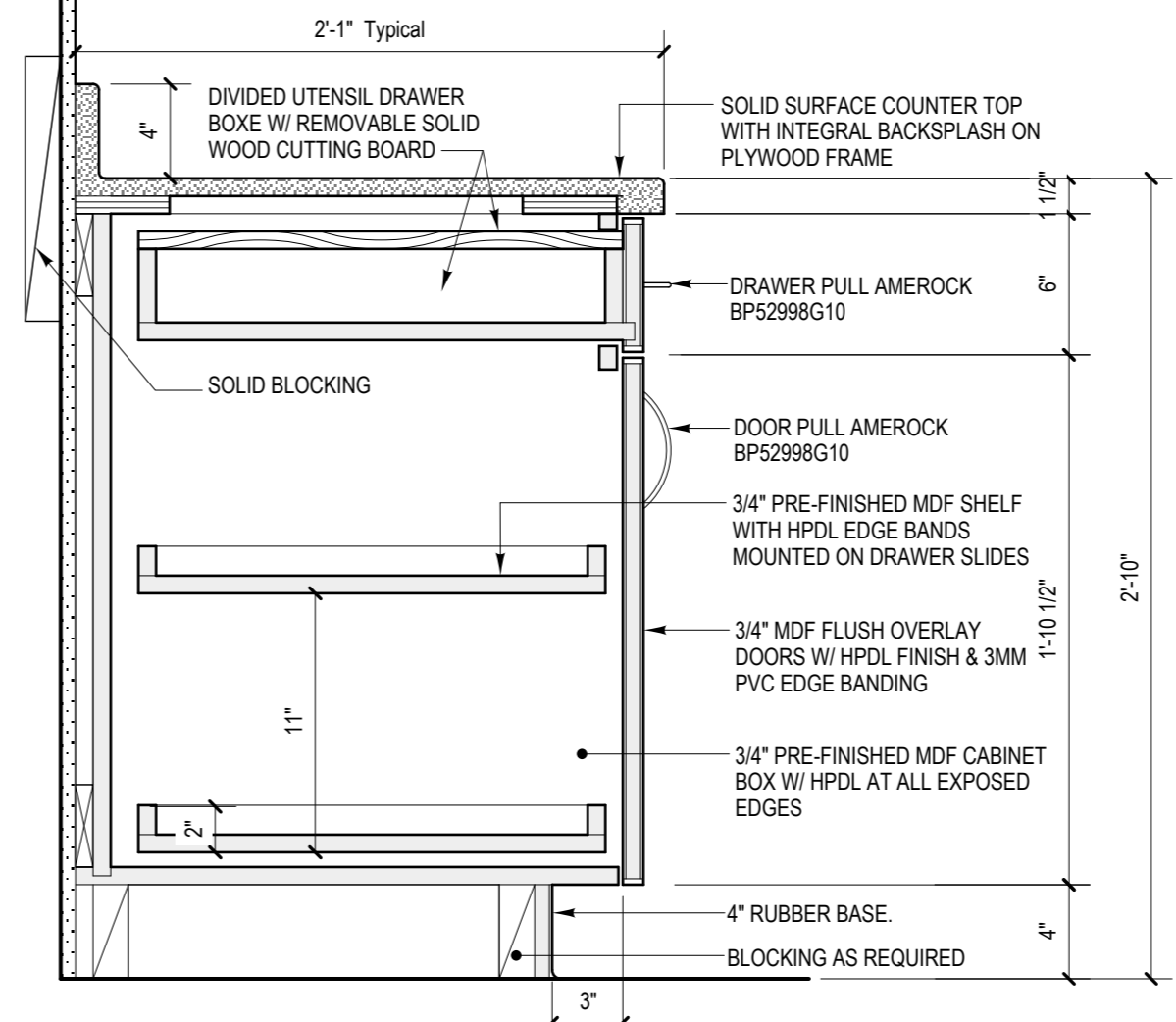
**C TOILER ROOM ELEV**  
 3/8" = 1'-0"



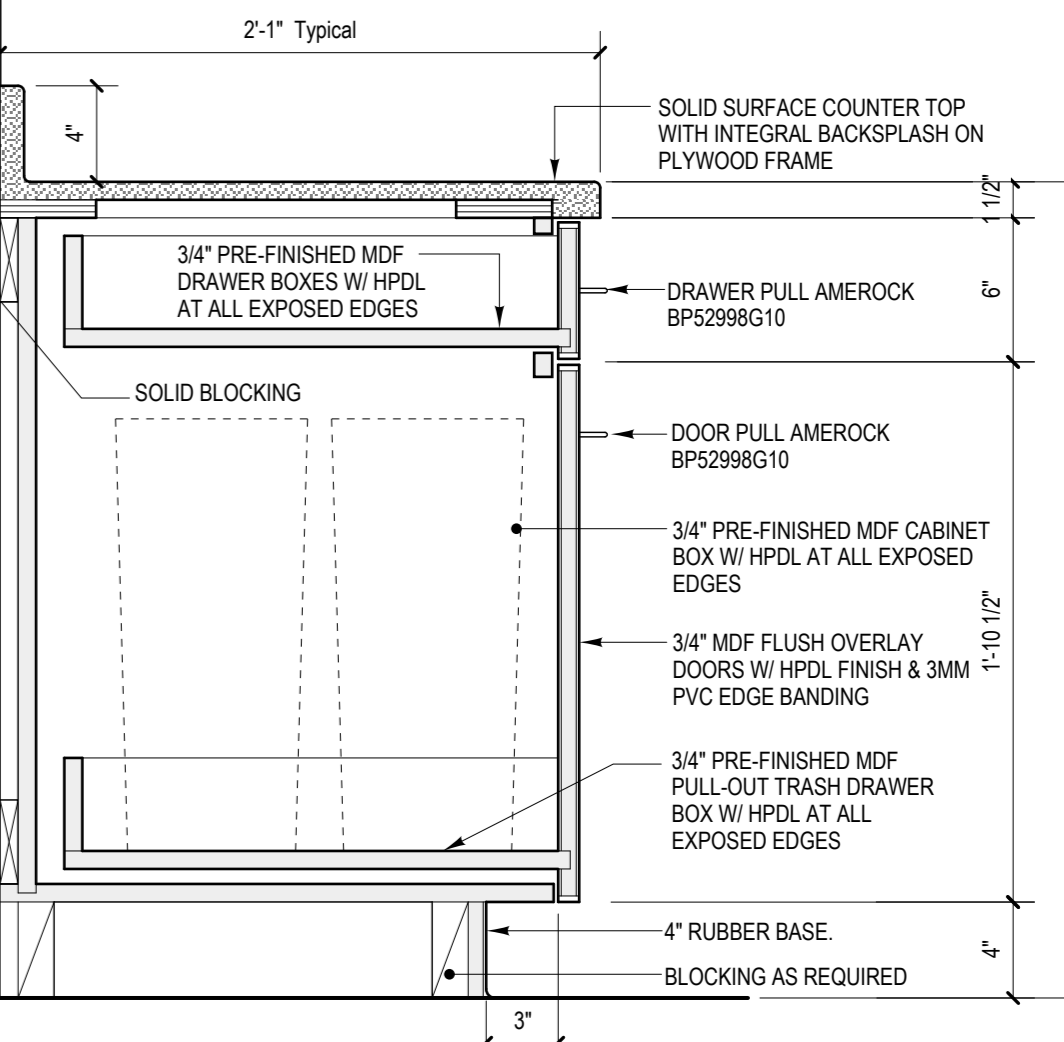
**D TOILER ROOM ELEV**  
 3/8" = 1'-0"



**E FOLDING COUNTER ELEV**  
 3/8" = 1'-0"



**8 DETAIL AT BASE CABINET WITH PULL-OUT SHELVES**  
 1 1/2" = 1'-0"



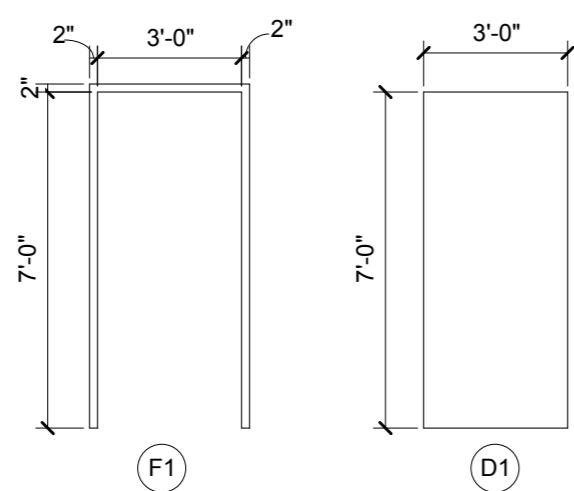
**9 PULL-OUT TRASH CABINET DETAIL**  
 1 1/2" = 1'-0"



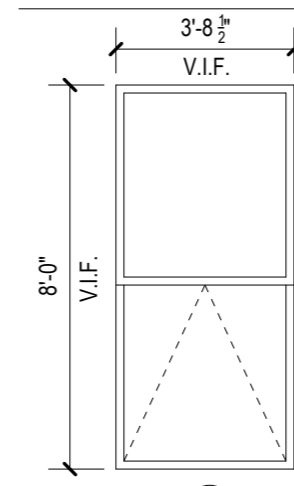
**FINISH SCHEDULE**

Room Name	Floor	Base	Walls	Ceiling	Remarks
Classroom 118	Recycled Rubber	4" rubber on new wall	Ptd GWB + Repair Exist.	ACT	
Office 118A	Recycled Rubber	no base	Repair Exist.	ACT	
Laundry 118B	CT	4" CT	Ptd GWB + Repair Exist.	ACT	
Toilet Room 118C	CT	4" CT wainscot on new wall	Ptd GWB + Repair Exist.	ACT	
Storage 118D	exist. CT	no base	Ptd GWB + Repair Exist.	Exist.	
Quiet / Study Room 119	Recycled Rubber	4" rubber on new wall	Ptd GWB + Repair Exist.	ACT	
Kitchen / Dining 120	VCT	4" rubber on base cabinet	Ptd GWB + Repair Exist.	ACT	

**DOOR & FRAME TYPES**



**WINDOW TYPES**

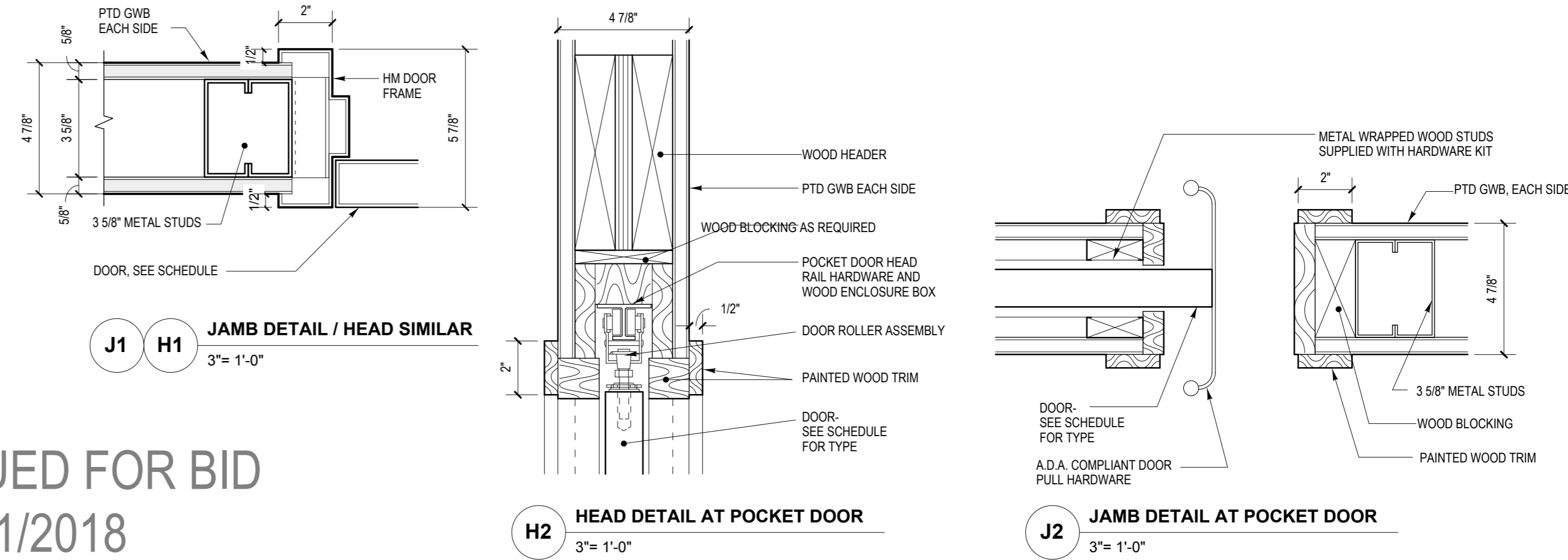


BOTTOM SASH OPERABLE  
TOP SASH FIXED

**ABBREVIATIONS**

- SCWD Solid Core wood door
- HM Hollow Metal
- Ptd Painted
- HW Hardware Set
- ALUM Aluminum
- F.F. Factory Finish
- GWB Gypsum Wall Board
- Exist. Existing
- ACT Acoustical Ceiling Tile
- CT Ceramic Tile

ISSUED FOR BID  
45/11/2018



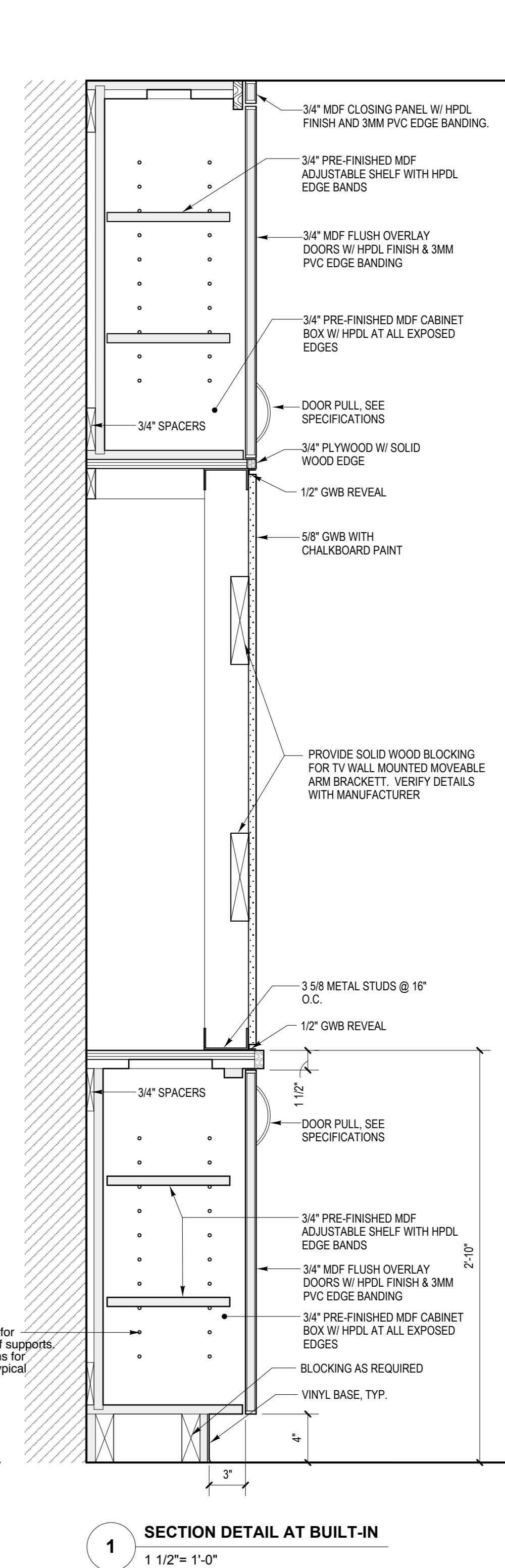
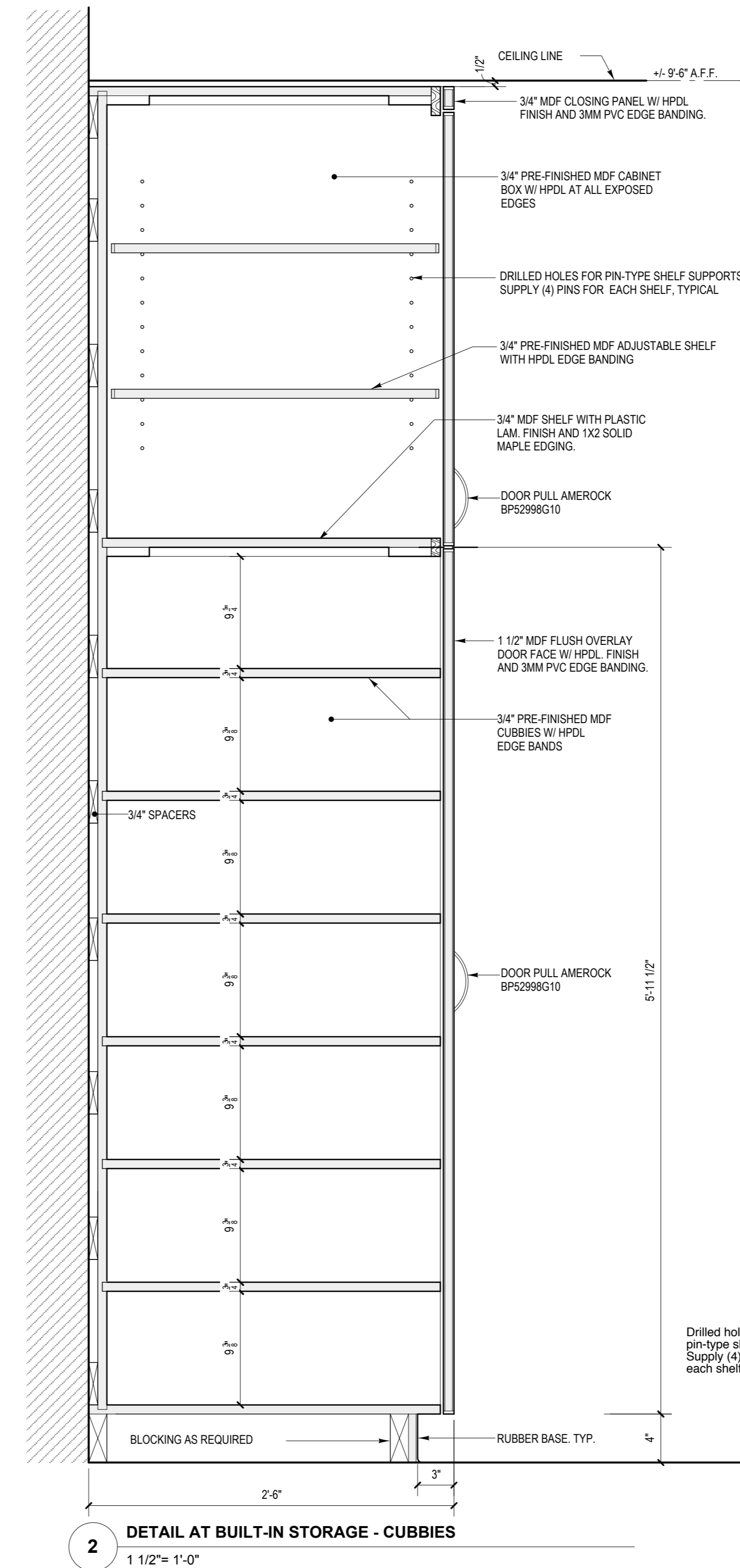
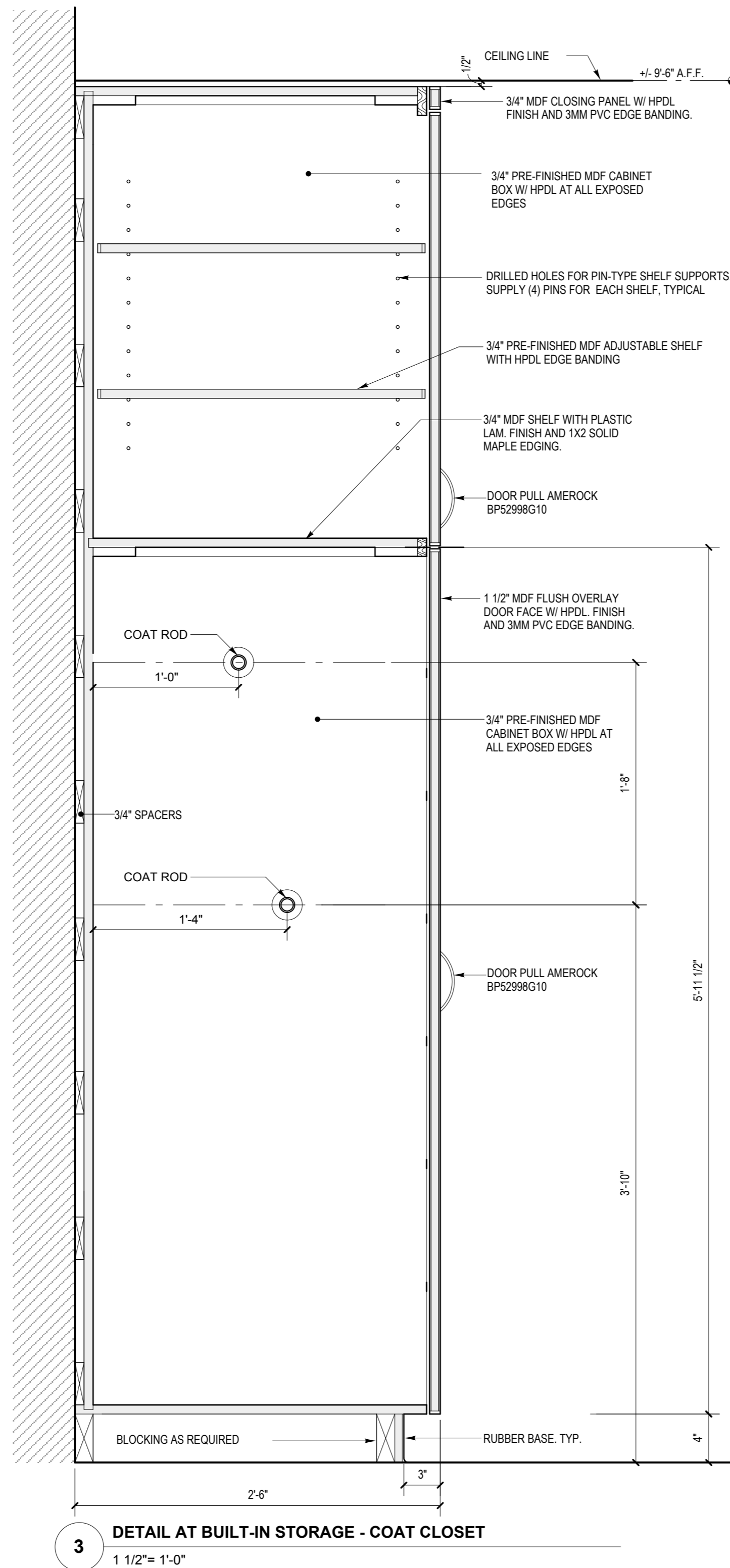
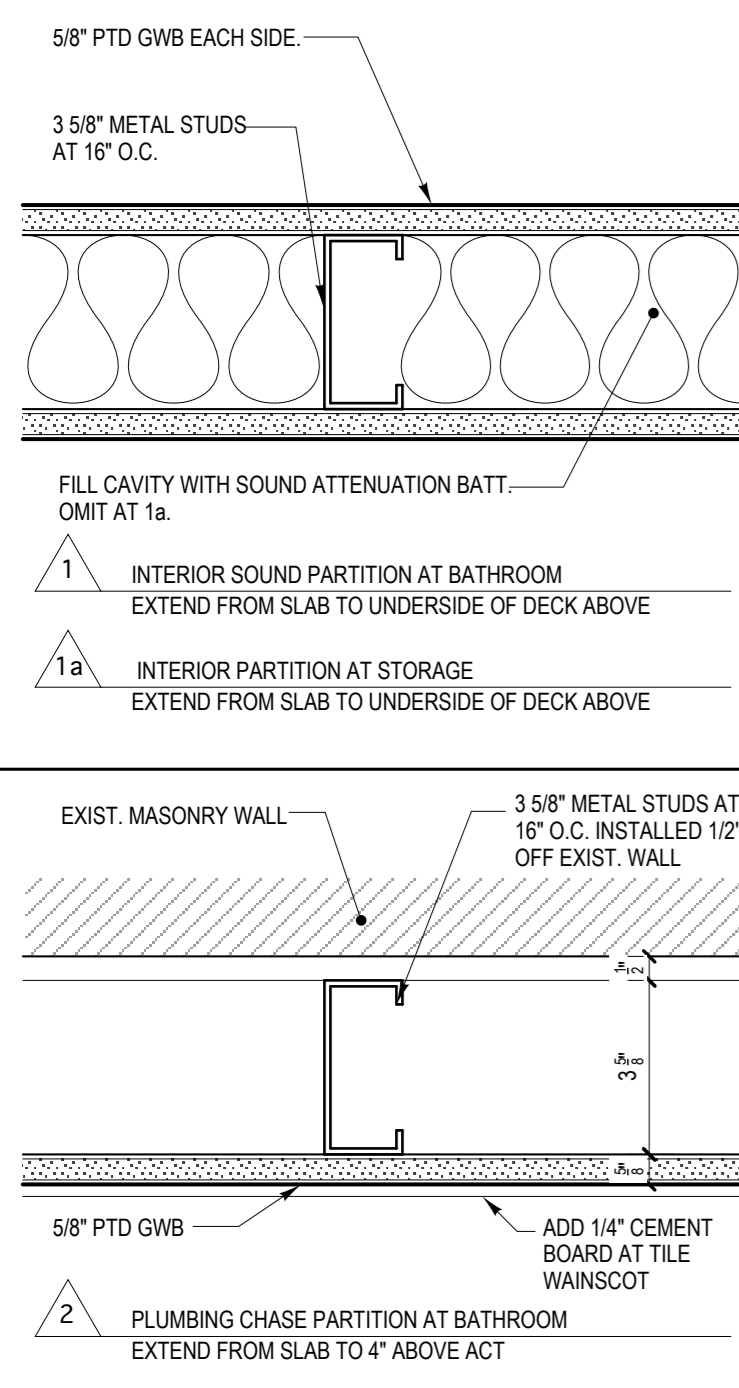
**DOOR & FRAME SCHEDULE**

General	Door	Frame	Details	Head	Jamb	Threshold	Hardware	Label	Remarks					
Door No.	Size (W x H)	Thickness	Material	Finish	Type	Material	Finish	Type	Head	Jamb	Threshold	Hardware	Label	Remarks
118C	3'-0" X 7'-0"	1 3/4"	SCWD	Ptd	D1	Pocket	Ptd	--	H2	J2	--	HW1	--	POCKET DOOR
118D	3'-0" X 7'-0"	1 3/4"	SCWD	Ptd	D1	HM	Ptd	F1	H1	J1	--	HW2	--	

**WINDOW SCHEDULE**

General	Frame	Details	Notes				
Window No.	Type	Material	Finish	Head	Jamb	Sill	
<b>FIRST FLOOR - LOW</b>							
1	A	ALUM	FF				
2	A	ALUM	FF				
3	A	ALUM	FF				
4	A	ALUM	FF				
5	A	ALUM	FF				
6	A	ALUM	FF				
7	A	ALUM	FF				
8	A	ALUM	FF				
9	A	ALUM	FF				
10	A	ALUM	FF				
11	A	ALUM	FF				

**PARTITION TYPES**



**ALTERNATES**


- ADD ALTERNATE #1: REMOVE EXISTING WINDOWS AS SHOWN ON DRAWINGS (11 TOTAL) AND REPLACE WITH NEW ALUMINUM WINDOWS (FIXED OVER AWNING).
- ADD ALTERNATE #2: REMOVE EXISTING TUB AND REPLACE WITH ROLL-IN SHOWER. INSTALL NEW TILES ON SHOWER FLOOR AND WALLS. NEW TILES TO MATCH EXISTING.
- ADD ALTERNATE #3: DELETE DRYER INDOOR LINT TRAP FILTER AND ADD CONDENSATE VENTLESS DRYER WED99HEDW BY WHIRLPOOL.
- DEDUCT ALTERNATE #4: DELETE RECYCLED RUBBER THROUGHOUT AND REPLACE WITH VCT.

**WSA**  
Winton Scott Architects  
5 Milk Street  
Portland, Maine 04101  
207 774 4811  
www.wintonscott.com

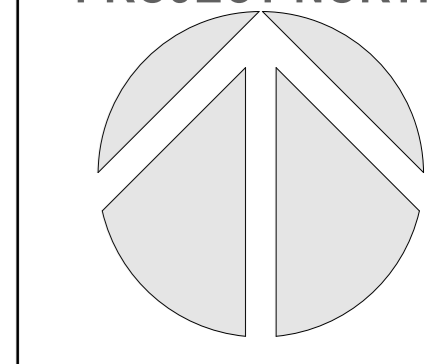


Reviewed for Code Compliance  
Permitting and Inspections Department  
Approved with Conditions

06/28/2018



**PROJECT NORTH**



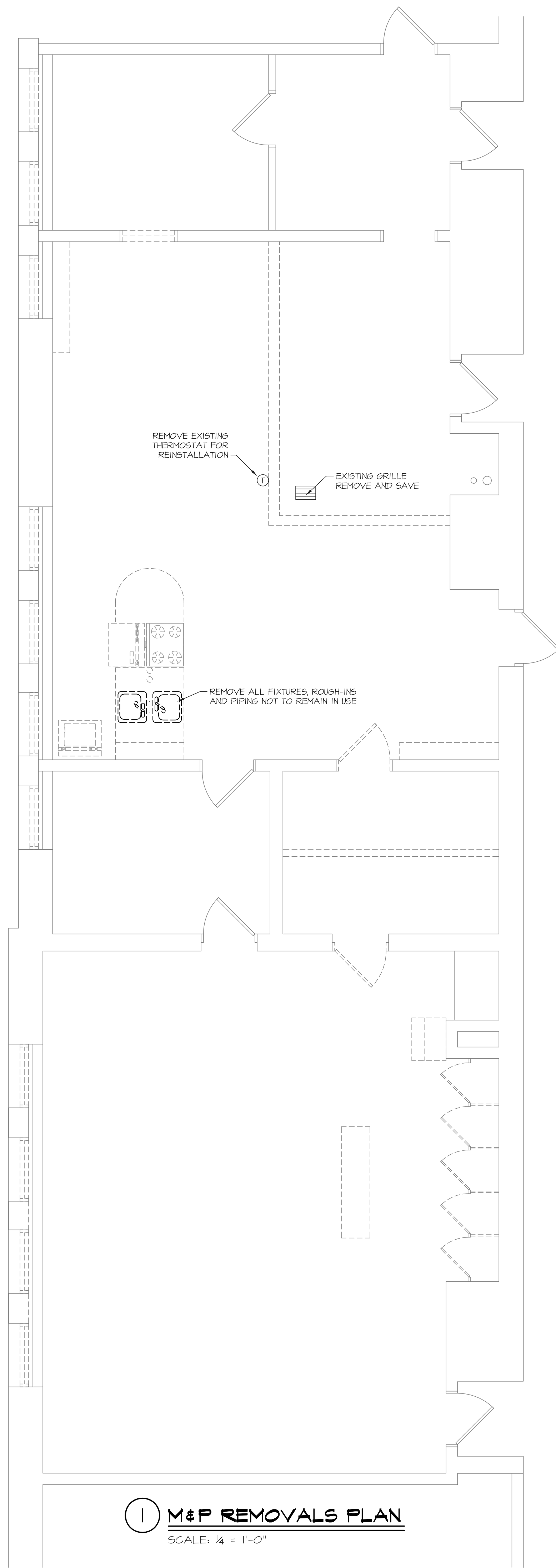
**Portland Public Schools:**

**Renovations To:  
Deering High FLS**

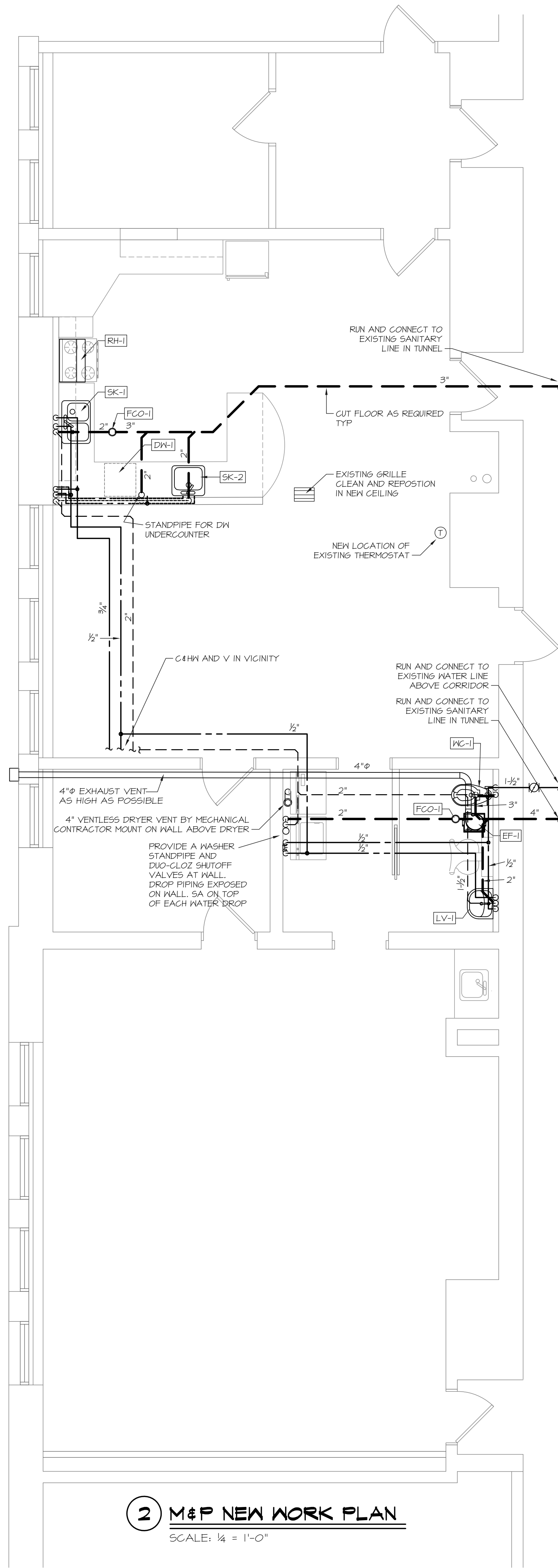
**FINISH SCHEDULE,  
DOOR SCHEDULE  
AND DETAILS**

Scale: As Noted

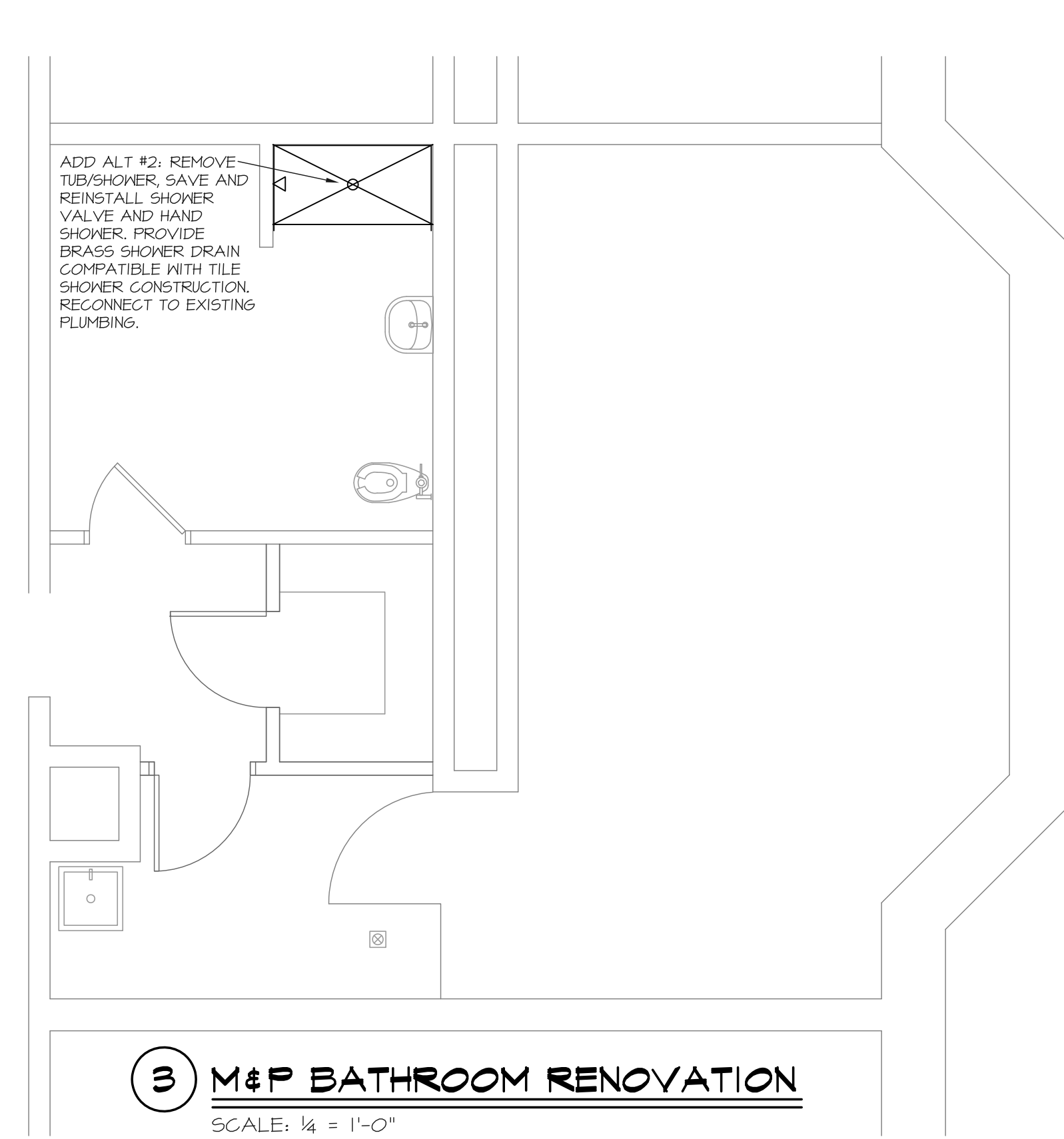
**A3**



**1 M&P REMOVALS PLAN**  
SCALE: 1/4" = 1'-0"

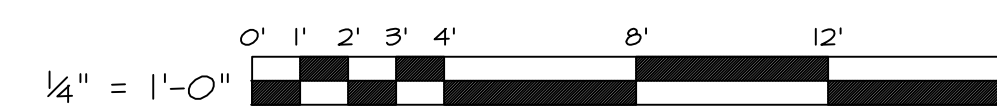


**2 M&P NEW WORK PLAN**  
SCALE: 1/4" = 1'-0"




**3 M&P BATHROOM RENOVATION**  
SCALE: 1/4" = 1'-0"

ISSUED FOR BID



**MECHANICAL SYSTEMS ENGINEERS**  
ROYAL RIVER CENTER, UNIT 108  
10 FOREST FALLS DRIVE, YARMOUTH, MAINE 04096  
(207) 846-1441  
FACEBOOK: MECHANICAL SYSTEMS ENGINEERS  
© COPYRIGHT 2018  
Project 1807



Winton Scott Architects  
5 Milk Street  
Portland, Maine 04101  
207 774 4811  
www.wintonscott.com

Architecture / Planning  
Preservation Architecture  
Interior Architecture



Mechanical Engineering  
Mechanical Systems Engineers  
10 Forest Falls Drive #10B  
Yarmouth, Maine 04096

Electrical Engineering  
SwiftCurrent Engineering  
10 Forest Falls Drive #8B  
Yarmouth, Maine 04096



Reviewed for Code Compliance  
Permitting and Inspections Department  
Approved with Conditions

06/28/2018

Portland  
Public  
Schools:

Renovations to:  
Deering  
High FLS


Mechanical  
& Plumbing

Scale: 1/4" = 1'-0"

MP1

May 11, 2018





Winton Scott Architects  
5 Milk Street  
Portland, Maine 04101  
207 774 4811  
www.wintonsscott.com

Architecture / Planning  
Preservation Architecture  
Interior Architecture



Mechanical Engineering  
Mechanical Systems Engineers  
10 Forest Falls Drive #10B  
Yarmouth, Maine 04096

Electrical Engineering  
SwiftCurrent Engineering  
10 Forest Falls Drive #8B  
Yarmouth, Maine 04096



Reviewed for Code Compliance  
Permitting and Inspections Department  
Approved with Conditions

06/28/2018

Portland  
Public  
Schools:

Renovations to:  
Deering  
High FLS

Mechanical  
& Plumbing  
Schedules

Scale: None

MP2

May 11, 2018

## GENERAL NOTES

- All work shall be in accordance with the State Plumbing Code, local codes and ordinances, National Fire Code (NFFA), or these plans or specifications, whichever is more strict.
- All drawings are schematic only, and are intended to indicate the intent, extent, and general arrangement of work. They are not meant to show every fitting, change of direction or every situation. Verify locations in the field. Work indicated shall be furnished complete to perform the function intended.
- This contractor shall make all final plumbing connections to equipment/ fixtures provided by other contractors.
- All piping shall run concealed above ceilings, in walls, in soffits and in chases unless noted otherwise.
- No structural members shall be cut without approval of the Architect.
- All plumbing shall be supported from the building structure. Hangers longer than 12" will be seismically braced if required by the International Building Code.
- All piping through roofs, concrete walls and masonry partitions shall have steel pipe sleeves. Openings between pipes and sleeves shall be caulked and sealed smoke and water tight. All pipe penetrations through a fire rated wall or floor shall have a UL rated fire stop system rated to match the rating of the wall assembly, as per the NFPA.
- All wall mounted fixtures shall be carrier mounted unless otherwise specified.
- All above ground domestic water piping shall be insulated unless otherwise specified.
- Run all water and drain piping on warm side of building insulation. No lines shall be run in exterior walls, unless directly indicated, and protected.
- Provide shock absorbers where shown on drawings, and on the tops of risers/drops to all flushvalve water closets and urinals, dishwashers and clotheswashers. Sizes shall conform to P.D.I. standards.
- All sanitary waste piping less than 4" shall pitch down at 1/4" per L.F. All 4" and larger piping shall pitch at 1/4" per L.F. unless permission to run at 1/8" per L.F. is obtained from the Code Enforcement Officer.
- Any copper domestic water piping shall be type "K" or "L" copper, type "M" is prohibited.

## LEGEND

AFF	ABOVE FINISHED FLOOR	RIW	RISE IN WALL		SANITARY/ WASTE PIPING UNDER SLAB OR UNDERGROUND
CNTR	COUNTER	S	SANITARY WASTE		RAIN WATER PIPING ABOVE SLAB
CTE	CONNECT TO EXISTING	SA	SHOCK ABSORBER		
CW	COLD WATER	SK	SINK		VENT PIPING ABOVE FLOOR
C#HW	COLD & HOT WATER	SP	STANDPIPE		VENT PIPING BELOW SLAB
DAW	DROP AT WALL	TYP	TYPICAL		COLD WATER PIPING
DIW	DROP IN WALL	UIW	UP IN WALL		HOT WATER PIPING
DNW	DOWN IN WALL	V	VENT		BALL VALVE
DO	DRAFFOFF	VG	VITREOUS CHINA		VERTICAL BALL VALVE
DW	DISHWASHER	VIF	VERIFY IN FIELD		CHECK VALVE
ET	EXPANSION TANK	V5	VENT STACK		DROP/RISE IN LINE
FCO	FLOOR CLEANOUT	VTR	VENT THRU ROOF		LINE UP TO FLOOR ABOVE
FD	FLOOR DRAIN	W	WASTE		TEE -DROP
GC	GENERAL CONTRACTOR	WC	WATER CLOSET		SHOCK ABSORBER
HB	HOSE BIB	WCO	WALL CLEANOUT		UNION
HC	HEATING CONTRACTOR	W	WITH		MIXING VALVE
HW	HOT WATER				FLOOR CLEANOUT
IE	INVERT ELEVATION				WALL CLEANOUT
IDW	INDIRECT WASTE				PLUMBING FIXTURE/ EQUIPMENT NUMBER TAG
LV	LAVATORY				
MTD	MOUNTED				
PC	PLUMBING CONTRACTOR				

## PLUMBING FIXTURE SCHEDULE

TAG	FIXTURE	COLD WATER	HOT WATER	SAN/ WASTE	VENT	REMARKS
DW-1	DISHWASHER UNDER COUNTER		1/2" 140°	TO SINK		APPLIANCE FURNISHED BY G.C.
LV-1	LAVATORY, WALL MTD - ADA	1/2"	1/2"	1-1/4" x 1-1/2"	1-1/2"	WALL LAVATORY, VITREOUS CHINA, OVERFLOW, FAUCET LEDGE, SINGLE HOLE, COLOR WHITE WITH VITREOUS CHINA SHROUD. COMMERCIAL BRASS, SINGLE HANDLE LAVATORY FAUCET, CHROME, MEETS ADA. CHROME P-TRAP, CHROME PLATED SUPPLIES, WHEEL STOPS, WROUGHT ESCUTCHEONS, CARRIER. FURNISHED BY OWNER.
SK-1	SINK, KITCHEN - DOUBLE	1/2"	1/2"	1-1/2"	1-1/2"	DOUBLE BOWL, S.S. 22 X 33 X 8" DEEP, KITCHEN FAUCET WITH SPRAY, FURNISHED BY OWNER.
SK-2	SINK, KITCHEN - SINGLE, ADA	1/2"	1/2"	1-1/2"	1-1/2"	SINGLE BOWL, S.S. 22 X 25 X 6.5" DEEP, KITCHEN FAUCET WITH SPRAY, FURNISHED BY OWNER.
WC-1	WATER CLOSET, FLOOR MTD, FLUSHVALVE, ADA	1"	-	4"	2"	HEIGHT 16-1/2", ELONGATED TOILET, VITREOUS CHINA, 128 GPF. EXPOSED FLUSH VALVE, SIPHON JET ACTION, RIGHT HANDED SIDE MOUNTED HANDLE, BOLT CAPS, FULLY GLAZED TRAPWAY, COLOR WHITE. WHITE, ELONGATED, COMMERCIAL DUTY, SOLID PLASTIC OPEN FRONT SEAT. FURNISHED BY OWNER.

## WATER SPECIALTY SCHEDULE

TAG	ITEM	CW	HW	OUTLET	SPECIFICATION & REMARKS
SA-1	SHOCK ABSORBER	1/2" OR 3/4"		-	BELLOWS TYPE WATER HAMMER ARRESTOR

## DRAIN SPEC. SCHEDULE

TAG	ITEM	WASTE	VENT	SPEC. & REMARKS
FCO-1	ROUND, ADJUSTABLE, SOLID TOP FLOOR CLEANOUT	SIZE OF PIPE	-	NICKEL BRONZE TOP

## FAN SCHEDULE

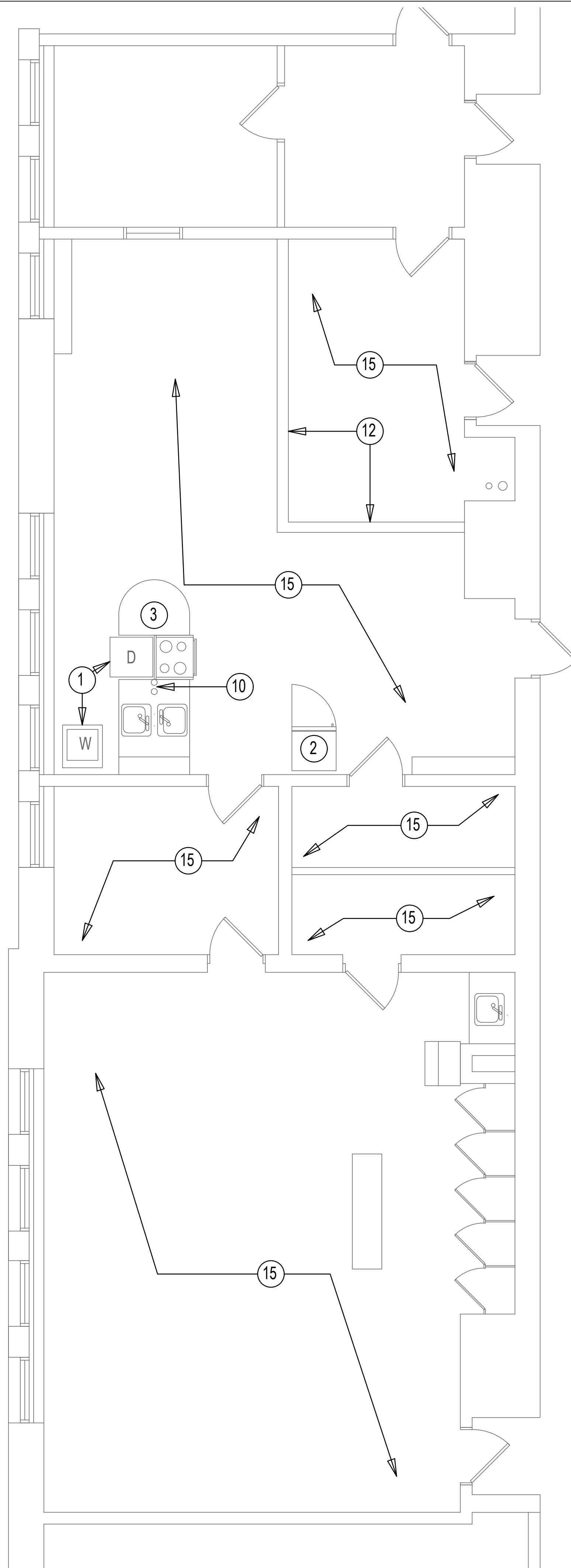
TAG	DESIGN MANUFACTURER & MODEL	TYPE	CFM	ESP	ELECTRIC		COMMENTS
					POWER	FLA	
RH-1	GREENECK GRRS-30	FIRE READY - RECIRCULATING	500	NA	115 / 60 / 1	3.0	FUSIBLE LINK, ELECTRIC STOVE DISCONNECT 660 WET CHEMICAL AGENT - ECM MOTOR - 30" WIDE HOOD
EF-1	NUTONE/BROAN GTXEN80	CEILING- MOUNTED	80	0.1"	115 / 60 / 1	1.0	ON WITH ROOM LIGHT SWITCH

ISSUED FOR BID



MECHANICAL SYSTEMS ENGINEERS  
ROYAL RIVER CENTER, UNIT 108  
10 FOREST FALLS DRIVE, YARMOUTH, MAINE 04096  
(207) 846-1441  
FACEBOOK: MECHANICAL SYSTEMS ENGINEERS  
© COPYRIGHT 2018  
Project 1807





**REMOVALS NOTES**

- ① REMOVE EXIST. WASHER AND DRYER COMPLETE.
- ② REMOVE EXIST. REFRIGERATOR COMPLETE.
- ③ REMOVE EXIST. COUNTER TOP, BASE CABINET, SINKS, RANGE AND ALL ASSOCIATED PIPING AND CONDUITS COMPLETE.
- ⑩ REMOVE AND RELOCATE EXISTING ELECTRICAL CONDUIT AND VENT.
- ⑫ REMOVE EXISTING DRYWALL PARTITION AND ALL ASSOCIATED COMPONENTS INCLUDING BUT NOT LIMITED TO ELECTRICAL OUTLET, SHELVING, LIGHT SWITCH, EMERGENCY LIGHT, ETC.
- ⑮ REMOVE EXISTING CEILING COMPLETE INCLUDING BUT NOT LIMITED TO ACT, LIGHT FIXTURES, DIFFUSERS, HOOKS, ETC. SET ASIDE DIFFUSERS FOR REUSE IN THIS PROJECT.

**CONSTRUCTION NOTES**

1- ALL APPLIANCES (REFRIGERATOR, DISHWASHER, STOVE, MICROWAVE WASHING MACHINE AND DRYER) ARE NEW AND WHEELCHAIR ACCESSIBLE.

NOTES:

- 1. SEE E0.0 FOR LEGEND, ABBREVIATIONS AND GENERAL NOTES.




Winton Scott  
Architects  
5 Milk Street  
Portland, Maine  
04101  
207 774 4811  
www.wintonscott.com




Reviewed for Code Compliance  
Permitting and Inspections Department  
Approved with Conditions

06/28/2018



PROJECT NORTH



Portland  
Public  
Schools:

Renovations  
To:  
Deering  
High FLS

ELECTRICAL  
REMOVALS & NEW  
PLANS, RCP &  
MILLWORK  
ELEVATIONS


Scale: As Noted

ELECTRICAL DEMOLITION PLAN

**ED1.0**

1 ELECTRICAL DEMOLITION PLAN  
SCALE: 1/4"=1'

ISSUED FOR BID



10 Forest Falls Dr. Unit 4B  
Yarmouth, ME 04096  
Tel: (207) 847-9280

May 11, 2018



**ABBREVIATIONS**

A	AMPERE
AC	ALTERNATING CURRENT
AFF	ABOVE FINISHED FLOOR
AFG	ABOVE FINISHED GRADE
AIC	AMPERES INTERRUPTING CAPACITY
AL	ALUMINUM
ASYM	ASYMMETRICAL
ATS	AUTOMATIC TRANSFER SWITCH
AUX	AUXILIARY
AWG	AMERICAN WIRE GAUGE
BKR	BREAKER
C	CONDUIT
CAB	CABINET
CB	CIRCUIT BREAKER
CKT	CIRCUIT
CT	CURRENT TRANSFORMER
CU	COPPER
DC	DIRECT CURRENT
DISC	DISCONNECT
EG	EQUIPMENT GROUND
EH	ELECTRICALLY HELD
EM	EMERGENCY
EMT	ELECTRICAL METALLIC TUBING
EO	ELECTRICALLY OPERATED
EPR	ETHYLENE PROPYLENE RUBBER
EQUIP	EQUIPMENT
EX	EXTERIOR
FA	FIRE ALARM
FC	FOOT-CANDLE
FDR	FEEDER
FLUOR	FLUORESCENT
FS	FLOW SWITCH (FA SYSTEM)
FVNR	FULL VOLTAGE NON REVERSING
FVR	FULL VOLTAGE REVERSING
GEN	GENERATOR
GF	GROUND FAULT
GFI	GROUND FAULT CIRCUIT INTERRUPTER
GND	GROUND
H	HAND HOLE
HOA	HAND-OFF-AUTOMATIC
HP	HORSE POWER
HPS	HIGH PRESSURE SODIUM
HV	HIGH VOLTAGE
HZ	HERTZ
IG	ISOLATED GROUND
IMC	INTERMEDIATE METAL CONDUIT
INCAND	INCANDESCENT
JB	JUNCTION BOX
KCMIL	THOUSAND CIRCULAR MILS
KV	KILOVOLT
KVA	KILO VOLT-AMPERE
KW	KILOWATT
KWH	KILOWATT HOUR
LPS	LOW PRESSURE SODIUM
LG	LIGHTING
LSW	LIGHT SWITCH
LV	LOW VOLTAGE
MCB	MAIN CIRCUIT BREAKER
MCC	MOTOR CONTROL CENTER
MCP	MOTOR CIRCUIT PROTECTION
MH	METAL HALIDE
EMH	ELECTRICAL MANHOLE
MLO	MAIN LUGS ONLY
MO	MECHANICALLY OPERATED
MOD	MOTOR OPERATED DAMPER
MTS	MANUAL TRANSFER SWITCH
MV	MERCURY VAPOR
MVA	MEGAVOLT-AMPERE
NC	NORMALLY CLOSED
NO	NORMALLY OPENED
OH	OVERHEAD
OL	OVER LOAD
OOA	ON-OFF-AUTOMATIC
OSY	OUTSIDE STEM & YOKE VALVE (FA SYSTEM)
P	POLE
PB	PUSH BUTTON
PF	POWER FACTOR
PH	PHASE
PNL	PANEL
PRI	PRIMARY
PT	POTENTIAL TRANSFORMER
PVC	POLYVINYL CHLORIDE
RGSC	RIGID GALVANIZED STEEL CONDUIT
RVSS	REDUCED VOLTAGE SOLID STATE
RSC	RIGID STEEL CONDUIT
RVAT	REDUCED VOLTAGE AUTO TRANSFORMER
S	SIGNAL
SEC	SECONDARY
SHLD	SHIELDED CABLE
SW	SWITCH
SWBD	SWITCHBOARD
SYM	SYMMETRICAL
T	TELEPHONE
TR	TRANSFORMER
TBD	TO BE DETERMINED
TD	TELEDIALER
TDR	TIME DELAY RELAY
TEL	TELEPHONE
TM	TELEMETRY
UG	UNDERGROUND
UT	UTILITY
V	VOLT
VA	VOLT-AMPERE
VFD	VARIABLE FREQUENCY DRIVE
W	WATT
WH	WATT HOUR
WP	WEATHERPROOF
XFMR	TRANSFORMER
XLP	CROSS LINKED POLYETHYLENE
XP	EXPLOSION PROOF

**POWER SYMBOLS**

	CIRCUIT BREAKER
	GROUND CONNECTION
	HOME RUN TO PANEL (CKT. NO. AS SHOWN)
	TRANSFORMER
	CURRENT TRANSFORMER
	POTENTIAL TRANSFORMER
	20 AMPERE, 120 VOLT DUPLEX RECEPTACLE, +18" AFF
	20 AMPERE, 120 VOLT DOUBLE DUPLEX RECEPTACLE, +18" AFF
	20 AMPERE, 120 VOLT SINGLE RECEPTACLE
	20 AMPERE, 120 VOLT DUPLEX GFCI RECEPTACLE, +18" AFF
	OTHER POWER RECEPTACLE NEMA DESIGNATION AS NOTED
	MOTOR
	JUNCTION BOX
	POWER POLE CONNECTION TO MODULAR FURNITURE WHIP
	TRANSFORMER
	CIRCUIT BREAKER SIZED AS NOTED
	ELECTRICAL PANEL
	BUS DUCT AMPERE RATING AS NOTED
	FLOOR RECEPTACLE CONDUIT INSTALLED IN SLAB
	UNFUSED SAFETY SWITCH, RATING AS NOTED
	FUSED SAFETY SWITCH, RATING AS NOTED
	MAGNETIC MOTOR STARTER, RATING AS NOTED
	MANUAL TOGGLE OPERATED MOTOR STARTER
	SMOKE DAMPER TOGGLE
	ELECTRIC ACTUATED VALVE
	MOTOR CONTACTOR
	CONTACT NORMALLY OPEN
	CONTACT NORMALLY CLOSED
	SELECTOR SWITCH
	TEMPERATURE SWITCH
	PILOT LIGHT
	LOCKABLE KEY SWITCH

**FIRE ALARM SYMBOLS**

	PULL STATION
	FIRE ALARM AUDIBLE/VISIBLE NOTIFICATION APPLIANCE (GENERAL EVACUATION)
	STROBE UNIT XX= CANDELA
	NON-SYSTEM STROBE UNIT
	MINI HORN UNIT
	SMOKE DETECTOR
	FIXED TEMP HEAT DETECTOR (135F OR 200F)
	FIRE ALARM CONTROL PANEL
	ANNUNCIATOR
	MASTER BOX
	DIGITAL COMMUNICATOR
	DUCT SMOKE DETECTOR
	REMOTE TEST STATION
	SPRINKLER TAMPER SWITCH
	SPRINKLER FLOW SWITCH
	SPRINKLER PRESSURE SWITCH
	MONITOR MODULE
	CONTROL MODULE
	NON-SYSTEM SMOKE DETECTOR STR = DENOTES INTEGRAL STROBE FOR H/C UNITS
	RED MASTER BOX LIGHT
	KNOX BOX, FBO
	HOOD EXT SYSTEM
	DOOR HOLDER
	SIGNAL POWER EXTENDER

**SYSTEMS SYMBOLS**

	TELEPHONE SYSTEM WALL JACK
	COMBINATION VOICE/DATA SYSTEM OUTLET
	COMBINATION VOICE/DATA SYSTEM OUTLET IN FLOOR BOX. FURNISH 1" CONDUIT IN SLAB
	CEILING MOUNTED JACK FOR WIRELESS ACCESS POINT.
	CATV JACK
	SECURITY SYSTEM DOOR SWITCH
	ELECTRIC DOOR LOCK SET
	SECURITY SYSTEM CARD ACCESS PAD
	INTERCOM SYSTEM SPEAKER
	INTERCOM MASTER STATION
	CABLE TRAY
	PUSH BUTTON
	DOOR BELL
	CARD READER
	CAMERA
	4D = 4 CAMERA DOME

**LIGHTING SYMBOLS**

	LIGHT FIXTURE
	LIGHT FIXTURE W/ EMERGENCY BATTERY BALLAST
	WALL MOUNTED LIGHT FIXTURE
	PENDANT MOUNTED LIGHT FIXTURE
	STRIP/WRAP LIGHT FIXTURE
	EXTERIOR WALL-PACK
	ROUND RECESSED CEILING MOUNTED FIXTURE
	SURFACE MOUNTED FIXTURE
	WALL MOUNTED LIGHTING FIXTURE
	WALL SCONCE
	TRACK LIGHTING FIXTURE (TRACK MOUNTED FIXTURE TYPE MAY VARY)
	EMERGENCY LED EXIT SIGN
	COMBINATION EMERGENCY EXIT SIGN & LIGHTING FIXTURE WITH DUAL LAMPS HEADS BATTERY AND CHARGER
	EMERGENCY LIGHTING FIXTURE WITH DUAL LAMPS HEADS BATTERY AND CHARGER
	REMOTE EMERGENCY LIGHTING LAMP HEAD
	LIGHT SWITCH
	DENOTES FIXTURE SWITCHED P = PILOT LIGHT (WHERE NOTED) 3 = 3-WAY (WHERE NOTED) 4 = 4-WAY (WHERE NOTED)
	ULTRASONIC/INFRARED OCCUPANCY SENSOR
	TIME CLOCK
	LIGHTING CONTACTOR
	PHOTOCELL

**GENERAL NOTES**

- ALL WORK SHALL BE IN COMPLIANCE WITH NFPA-70, NATIONAL ELECTRICAL CODE.
- ALL MOTOR SAFETY SWITCHES, DISCONNECTS AND MOTOR STARTERS ARE FURNISHED BY DIVISION 16000 UNLESS NOTED AS FURNISHED WITH EQUIPMENT (FWE).
- UNLESS OTHERWISE NOTED, CONVENIENCE RECEPTACLES SHALL BE MOUNTED 18 INCHES AFF AND LIGHTING TOGGLE SWITCHES 48 INCHES AFF.
- ALL PENETRATIONS THROUGH FLOORS, RATED WALLS AND PARTITIONS SHALL BE SEALED WITH A UL APPROVED FIRE SEALANT MATERIAL TO MAINTAIN THE RATING OF THE SEPARATION.
- LIGHTING TOGGLE SWITCHES SHALL BE COMMERCIAL SPECIFICATION GRADE, 120 VOLT, SIDE WIRED AS MANUFACTURED BY LEVITON, PASS & SEYMOUR, OR APPROVED EQUAL.
- CONVENIENCE RECEPTACLES SHALL BE COMMERCIAL SPECIFICATION GRADE UNLESS SHOWN OTHERWISE, GROUNDING TYPE, NEMA 5-20R, SIDE WIRED, AS MANUFACTURED BY LEVITON, PASS & SEYMOUR, OR APPROVED EQUAL.
- DEVICE COVERPLATES SHALL BE THERMOPLASTIC NYLON TYPE WITH IVORY FINISH IN ALL FINISHED SPACES. UTILITY ROOMS SHALL BE FURNISHED WITH BRUSHED STAINLESS STEEL COVERPLATES.
- UNLESS OTHERWISE NOTED ALL HOMERUNS FOR 15 OR 20A CIRCUITS SHALL BE 2#12AWG & #12 GND. HOMERUNS FED FROM 20A, 1P CIRCUITS IN EXCESS OF 100 FEET (FOR 120V CIRCUITS) SHALL BE #10AWG. ALL WIRING SHALL BE COPPER.
- CONDUIT SYSTEMS: EXPOSED INTERIOR CONDUITS SHALL BE EMT, 3/4" MINIMUM. PROPERLY SUPPORTED MC CABLE ASSEMBLIES MAY BE USED ABOVE CEILINGS AND IN WALLS. FLEXIBLE LIQUIDTIGHT CONDUIT WHIPS SHALL BE USED FOR CONNECTION TO VIBRATING EQUIPMENT.



Winton Scott  
Architects  
5 Milk Street  
Portland, Maine  
04101  
207 774 4811  
www.wintonscott.com




Reviewed for Code Compliance  
Permitting and Inspections Department  
Approved with Conditions

06/28/2018



**PROJECT NORTH**



**Portland Public Schools:**

**Renovations To: Deering High FLS**

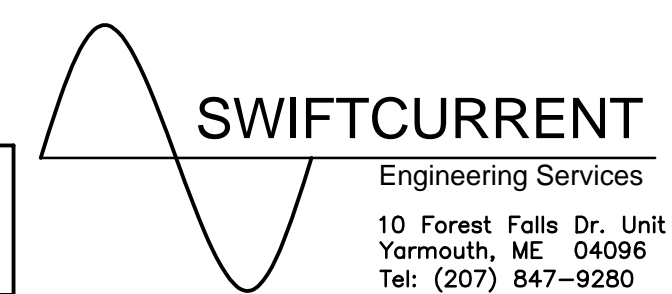
ELECTRICAL REMOVALS & NEW PLANS, RCP & MILLWORK ELEVATIONS

Scale: As Noted

ELECTRICAL LEGEND, SYMBOLS, & GENERAL NOTES

**E0.0**

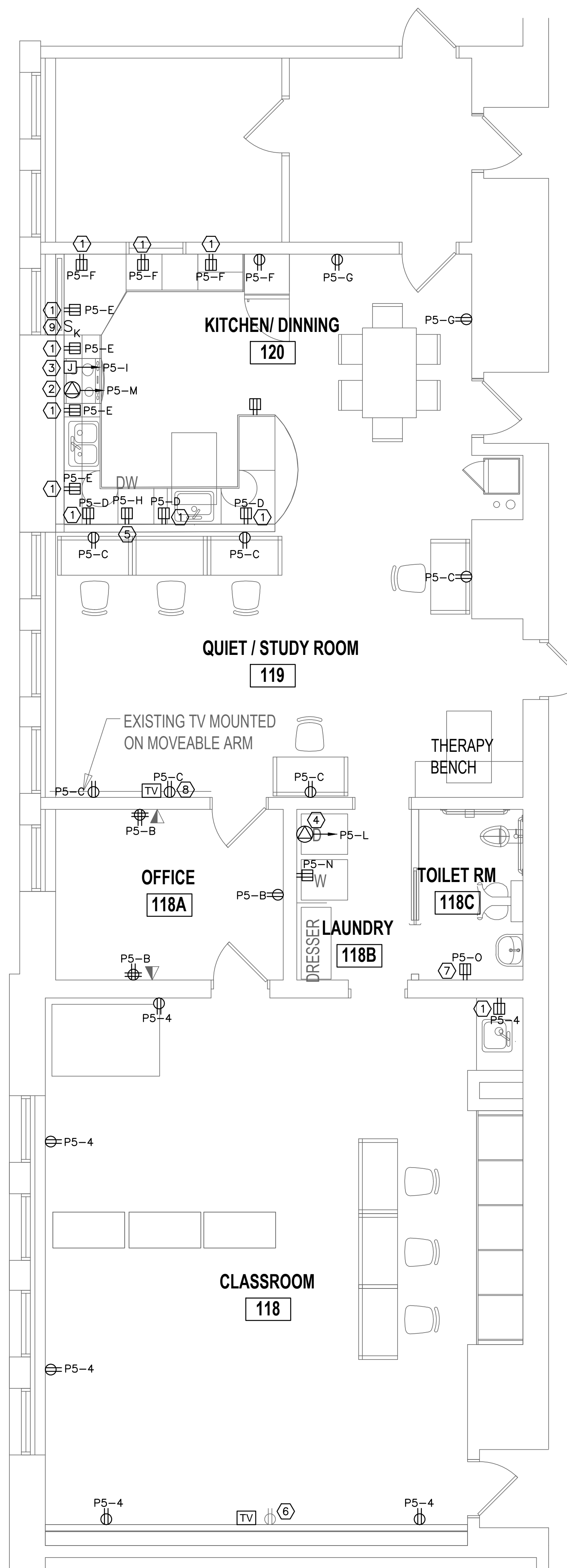
ISSUED FOR BID



10 Forest Falls Dr. Unit 4B  
Yarmouth, ME 04096  
Tel: (207) 847-9280

May 11, 2018





CIRCUIT	DIRECTORY	BREAKER AMPS	KVA LOAD	VOLTS	PHASE
P5-A	CLASSROOM RECEP.TS.	20A - 1 POLE	1.2	120	1
P5-B	OFFICE RECEP.TS.	20A - 1 POLE	1.0	120	1
P5-C	QUIET/STUDY RECEP.TS.	20A - 1 POLE	1.0	120	1
P5-D	KITCHEN/COUNTERTOP RECEP.TS.	20A - 1 POLE	0.8	120	1
P5-E	KITCHEN/COUNTERTOP RECEP.TS.	20A - 1 POLE	0.8	120	1
P5-F	KITCHEN/COUNTERTOP RECEP.TS.	20A - 1 POLE	1.0	120	1
P5-G	KITCHEN/DINING RECEP.TS.	20A - 1 POLE	0.4	120	1
P5-H	DISHWASHER	20A - 1 POLE	1.2	120	1
P5-I	RANGE HOOD	20A - 1 POLE	0.4	120	1
P5-J	CLASSROOM, OFFICE, STORAGE LTS.	20A - 1 POLE	0.6	120	1
P5-K	KITCHEN/DINING, QUIET RM LTS.	20A - 1 POLE	0.4	120	1
P5-L	CLOTHES DRYER	30A - 2 POLE	4.4	208	1
P5-M	RANGE (ST)	50A - 2 POLE	8.9	208	1
P5-N	CLOTHES WASHER	20A - 1 POLE	1.5	120	1
P5-O	BATHROOM RECEPTACLE	20A - 1 POLE	0.2	120	1
			<b>TOTAL</b>	23.8	

**2 FUTURE CIRCUITS REQUIRED**

NOTE: FUTURE CIRCUIT BREAKERS TO BE FURNISHED AS SHOWN IN TABLE. EXISTING PANEL P5 IS BEING PLANNED FOR REPLACEMENT BY OWNER ON A FUTURE DATE. PANEL IS LOCATED IN CORRIDOR NEXT TO PROJECT AREA AND IT IS BEING INSTALLED AS A DIFFERENT SCOPE OF WORK. FURNISH BREAKERS FROM SAME MANUFACTURER AND KAIC RATING AS NEW PANEL.

**NOTES:**

1. SEE E.O FOR LEGEND, ABBREVIATIONS AND GENERAL NOTES.

**KEYED NOTES:**

- ① COUNTERTOP RECEPTACLE. MOUNT 6" ABOVE COUNTERTOP. COORDINATE WITH BACKSPLASH.
- ② ELECTRIC RANGE. WIRING TO BE 3#8AWG & #10GND. FURNISH SHUNT TRIP BREAKER AND ASSOCIATED WIRING FOR COORDINATION WITH COOKING HOOD TO DE-ENERGIZE RANGE PRIOR TO DISPENSING EXTINGUISHING AGENT. CONNECT DRY CONTACT CLOSURE TO FIRE ALARM SYSTEM MONITOR MODULE. COORDINATE WITH OWNER'S FIRE ALARM SYSTEM SERVICE PROVIDER. CONTACT: PROTECTION PROFESSIONALS. PHONE: 207-775-5755.
- ③ RANGE HOOD. COORDINATE MOUNTING HEIGHT WITH ARCHITECTURAL ELEVATIONS.
- ④ ELECTRIC CLOTHES DRYER. WIRING TO BE 2# 10AWG & #10GND. FIELD VERIFY WIRING AND FURNISH PROPER NEMA RECEPTACLE PER MANUFACTURERS WIRING DIAGRAM.
- ⑤ DISHWASHER RECEPTACLE.
- ⑥ COORDINATE HEIGHT OF NEW TV MEDIA BOX WITH NEW SMART BOARD/INTERACTIVE TV (BY OWNER)
- ⑦ MOUNT 42" AFF.
- ⑧ COORDINATE HEIGHT OF NEW TV MEDIA BOX WITH LOCATION OF EXISTING TV.
- ⑨ FURNISH A LOCKABLE KEY SWITCH TO ENABLE AND DISABLE BRANCH CIRCUIT FEED TO THE COOKING RANGE. TO CONTROL USAGE OF THE RANGE. FURNISH A 2-POLE 50AMP CONTACTOR WITH ENCLOSURE TO INTERRUPT RANGE CIRCUIT DOWNSTREAM FROM THE RANGE BREAKER. LOCATION OF LOCKABLE KEY SWITCH FOR COOKING RANGE TO BE DETERMINED BY ARCHITECT.



Winton Scott  
Architects  
5 Milk Street  
Portland, Maine  
04101  
207 774 4811  
www.wintonscott.com




Reviewed for Code Compliance  
Permitting and Inspections Department  
Approved with Conditions

06/28/2018



PROJECT NORTH



Portland  
Public  
Schools:

Renovations  
To:  
Deering  
High FLS

ELECTRICAL  
REMOVALS & NEW  
PLANS, RCP &  
MILLWORK  
ELEVATIONS

Scale: As Noted

ELECTRICAL POWER &  
SYSTEMS PLAN

**E1.0**

**SWIFTCURRENT**


Engineering Services  
10 Forest Falls Dr. Unit 4B  
Yarmouth, ME 04096  
Tel: (207) 847-9280

ISSUED FOR BID

May 11, 2018

**1 ELECTRICAL POWER & SYSTEMS PLAN**  
SCALE: 1/4"=1'



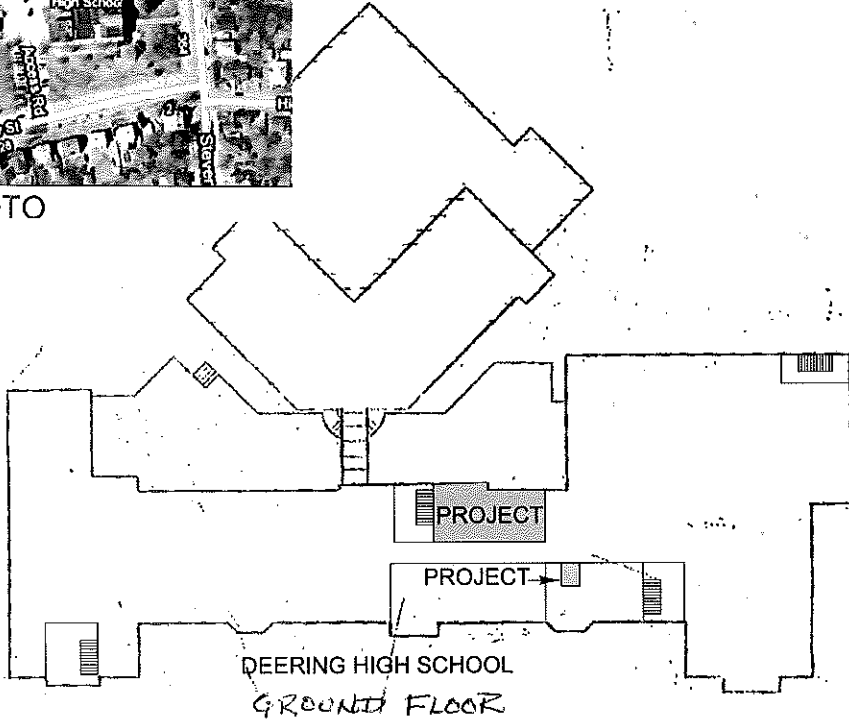


AERIAL PHOTO



Reviewed for Code Compliance  
Permitting and Inspections Department  
Approved with Conditions

06/28/2018

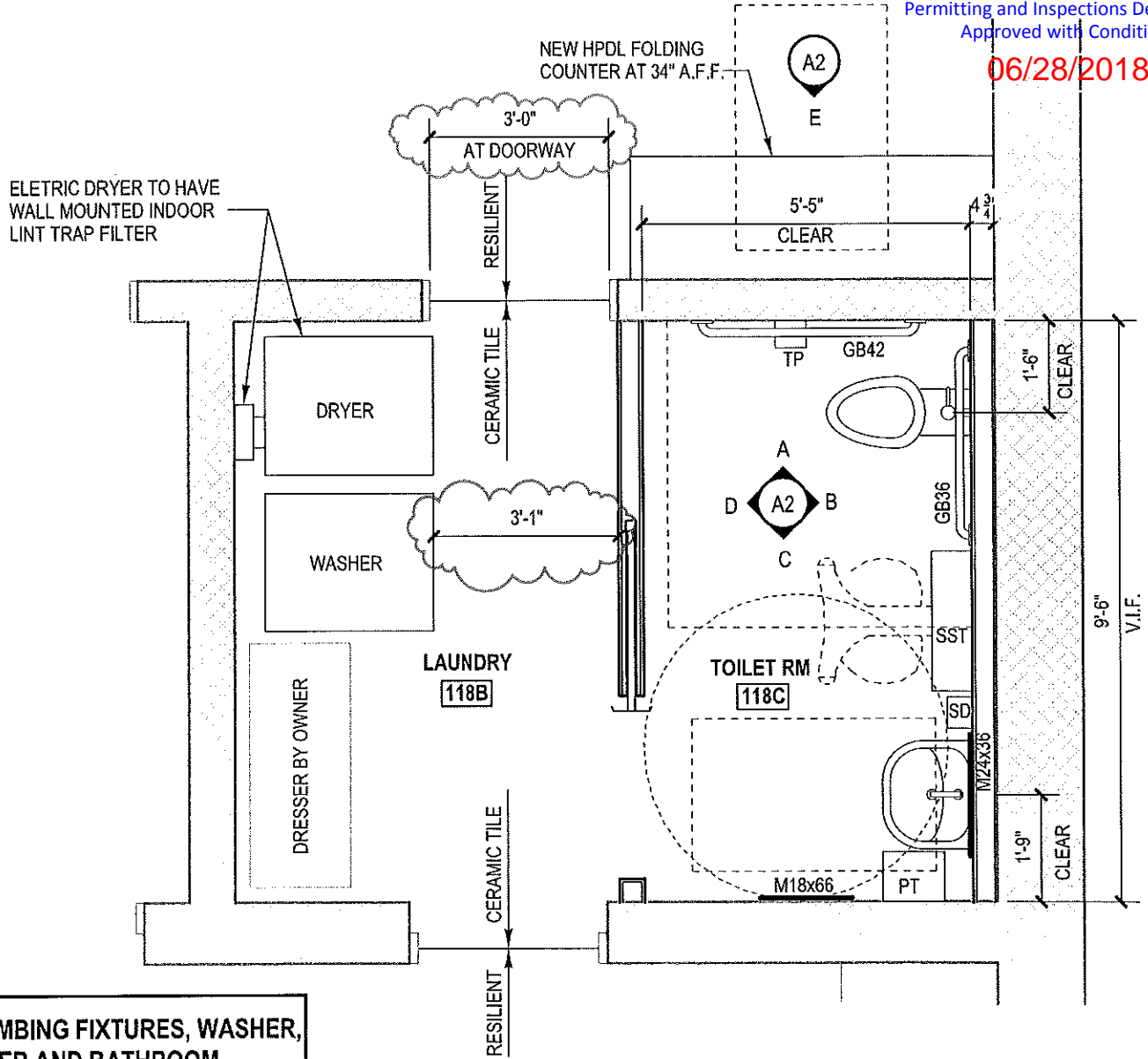


STEVENS AVENUE



Reviewed for Code Compliance  
Permitting and Inspections Department  
Approved with Conditions

06/28/2018



PLUMBING FIXTURES, WASHER,  
DRYER AND BATHROOM  
ACCESSORIES SHALL BE  
FURNISHED BY OWNER AND  
INSTALLED BY CONTRACTOR

**5** NEW BATHROOM ENLARGED PLAN  
3/8" = 1'-0"



# Fire Ready Residential Range Hood Model GRRS

DAB

## Ready for fire!



Cooking is the leading cause of residential building fires. An estimated average of 165,000 cooking fires occur annually, resulting in property loss, injuries and even death.

Residential buildings typically rely on portable fire extinguishers and sprinkler systems to protect property and occupants. Portable extinguishers require early use and manual intervention to contain fires, while sprinkler systems act as a final measure of protection.

The Fire Ready Hood is a dual purpose device. It is both a ventilation hood and a self-contained fire suppression system. The Fire Ready Hood is designed for use above residential style appliances in commercial settings, such as:

- Office lunchrooms
- Military housing
- Assisted living facilities

- 30 and 36 inch widths
- UL300A approved
- Front recirculation or external venting
- Optional NFPA101 compliant accessories
- Gas, electric or dual utility appliance disconnects



Fire Ready Residential Range Hood  
Model GRRS



Reviewed for Code Compliance  
Permitting and Inspections Department  
Approved with Conditions

06/28/2018

## How does it work?

The Fire Ready Hood monitors the hood temperature. In the event of a cooking fire, the Fire Ready Hood will:

- De-energize appliance using supplied disconnect
- Signal an audible alarm
- Engage auxiliary building alarm contacts

If the hood temperature continues to climb, a fusible link will melt. This will release wet chemical suppression agent through nozzles, suppressing the cooking fire.

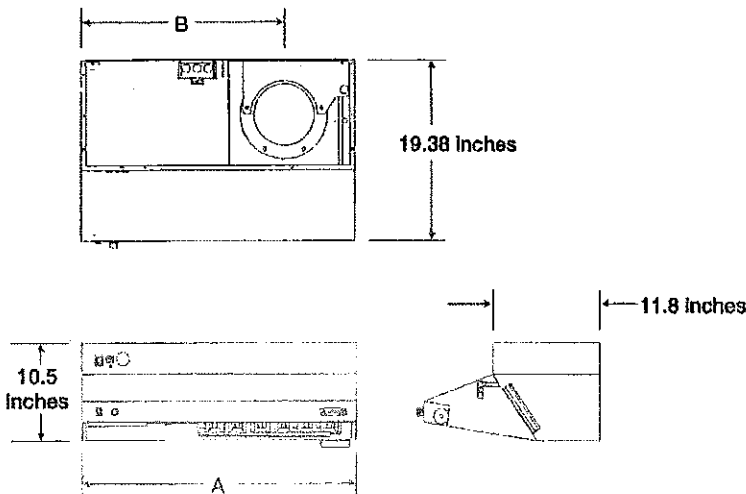


# Features and Benefits



The Fire Ready Hood model GRRS is equipped with standard features that add value while preventing cooking fires from getting out of control.

Feature	Benefit
Fusible Link	Reliable mechanical fire detection.
Appliance Disconnect	De-energizes appliance if hood temperature climbs too high.
Amerex® 660 Wet Chemical Agent	Quickly suppresses flames – cleans up with soap and water.
Audible Alarm	Alerts occupants of fire danger.
ECM Fan Motor	Adjustable fan speed for odor and sound control.



## Dimensional Data

Model	Dimensions (Inches)	
	A	B
GRRS-30	29.875	22.1
GRRS-36	35.875	25.1

Dimensional data shown is for standard top discharge hood. NFPA101 compliant accessories may change hood height, depending on configuration.



Reviewed for Code Compliance  
Permitting and Inspections Department  
Approved with Conditions

06/28/2018



**Intertek**

The ETL Listed Mark is accepted as a product's mark of compliance to applicable electrical, gas and other safety standards. Intertek is an OSHA recognized NRTL (Nationally Recognized Testing Laboratory) and accredited as a Testing Organization and Certification Body by the Standards Council of Canada.

## Our Commitment

As a result of our commitment to continuous improvement, Greenheck reserves the right to change specifications without notice.

Specific Greenheck product warranties are located on [greenheck.com](http://greenheck.com) within the product area tabs and in the Library under Warranties.



Prepared to Support  
Green Building Efforts

Greenheck P.O. Box 410 • Schofield, WI 54476-0410 • Phone (715) 359-6171 • [greenheck.com](http://greenheck.com)

Copyright © 2014 Greenheck Fan Corp. • 00.KIT.1014 R1 10-2014 IW