

DISPLAY THIS CARD ON PRINCIPAL FRONTAGE OF WORK CITY OF PORTLAND

Please Read
Application And
Notes, If Any,
Attached

BU...TION PERMIT

Permit Number: 090824

This is to certify that WHITE,STEPHEN P & AMY N...TS/Ent... Inc

has permission to Install 15"7"x39"7" Below Ground Pool

AT 19 COUNTRY LN CB... 171A A002001

provided that the person or persons, firm or corporation accepting this permit shall comply with all of the provisions of the Statutes of Maine and of the Ordinances of the City of Portland regulating the construction, maintenance and use of buildings and structures, and of the application on file in this department.

Apply to Public Works for street line and grade if nature of work requires such information.

Notification of inspection must be given and written permission procured before this building or part thereof is lathed or otherwise red-in. 24 HOUR NOTICE IS REQUIRED.

A certificate of occupancy must be procured by owner before this building or part thereof is occupied.

PERMIT ISSUED

OTHER REQUIRED APPROVALS

Fire Dept. _____

Health Dept. AUG 13 2009

Appeal Board _____


Other _____

CITY OF PORTLAND

Department Stamp

Christina M. 8/10/09
Director - Building & Inspection Services

PENALTY FOR REMOVING THIS CARD



City of Portland, Maine - Building or Use Permit Application

389 Congress Street, 04101 Tel: (207) 874-8703, Fax: (207) 874-8716

Permit No: 09-0824	Issue Date: 8/5/09	CBL: 171A A002001
-----------------------	-----------------------	----------------------

Location of Construction: 19 COUNTRY LN	Owner Name: WHITE STEPHEN P & AMY M JT	Owner Address: 19 COUNTRY LN	Phone: 207-775-6373
Business Name:	Contractor Name: Future Pools, Inc	Contractor Address: 240 Rt. 135 Monmouth	Phone: 2079393301
Lessee/Buyer's Name	Phone:	Permit Type:	Zone: R-5

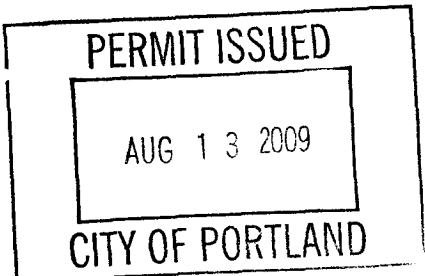
Past Use: Single Family Home	Proposed Use: Single Family Home - Install 15"7"x39'7" Below Ground Pool	Permit Fee:	Cost of Work: \$0.00	CEO District: 4
		FIRE DEPT: <input type="checkbox"/> Approved <input type="checkbox"/> Denied	INSPECTION: Use Group: R-3 Type: SB IRC-2003 Signature: [Signature]	

Proposed Project Description: Install 15"7"x39'7" Below Ground Pool	Signature:	Signature: [Signature]
PEDESTRIAN ACTIVITIES DISTRICT (P.A.D.)		
Action: <input type="checkbox"/> Approved <input type="checkbox"/> Approved w/Conditions <input type="checkbox"/> Denied		
Signature:	Date:	

Permit Taken By: lmd	Date Applied For: 08/05/2009	Zoning Approval	
-------------------------	---------------------------------	------------------------	--

- This permit application does not preclude the Applicant(s) from meeting applicable State and Federal Rules.
- Building permits do not include plumbing, septic or electrical work.
- Building permits are void if work is not started within six (6) months of the date of issuance. False information may invalidate a building permit and stop all work..

Special Zone or Reviews	Zoning Appeal	Historic Preservation
<input type="checkbox"/> Shoreland	<input type="checkbox"/> Variance	<input type="checkbox"/> Not in District or Landmark
<input type="checkbox"/> Wetland	<input type="checkbox"/> Miscellaneous	<input type="checkbox"/> Does Not Require Review
<input type="checkbox"/> Flood Zone	<input type="checkbox"/> Conditional Use	<input type="checkbox"/> Requires Review
<input type="checkbox"/> Subdivision	<input type="checkbox"/> Interpretation	<input type="checkbox"/> Approved
<input type="checkbox"/> Site Plan	<input type="checkbox"/> Approved	<input type="checkbox"/> Approved w/Conditions
Maj <input type="checkbox"/> Minor <input type="checkbox"/> MM <input type="checkbox"/>	<input type="checkbox"/> Denied	<input type="checkbox"/> Denied
Date:	Date:	Date:



CERTIFICATION

I hereby certify that I am the owner of record of the named property, or that the proposed work is authorized by the owner of record and that I have been authorized by the owner to make this application as his authorized agent and I agree to conform to all applicable laws of this jurisdiction. In addition, if a permit for work described in the application is issued, I certify that the code official's authorized representative shall have the authority to enter all areas covered by such permit at any reasonable hour to enforce the provision of the code(s) applicable to such permit.

SIGNATURE OF APPLICANT	ADDRESS	DATE	PHONE
RESPONSIBLE PERSON IN CHARGE OF WORK, TITLE		DATE	PHONE

BUILDING PERMIT INSPECTION PROCEDURES

Please call 874-8703 or 874-8693 (ONLY)

to schedule your inspections as agreed upon

Permits expire in 6 months, if the project is not started or ceases for 6 months.

The Owner or their designee is required to notify the inspections office for the following inspections and provide adequate notice. Notice must be called in 48-72 hours in advance in order to schedule an inspection:

By initializing at each inspection time, you are agreeing that you understand the inspection procedure and additional fees from a "Stop Work Order" and "Stop Work Order Release" will be incurred if the procedure is not followed as stated below.

A Pre-construction Meeting will take place upon receipt of your building permit.

 X Footing/Building Location Inspection: Prior to pouring concrete or setting precast piers

 X Foundation Inspection: Prior to placing ANY backfill for below grade occupiable space

 X Final inspection required at completion of work.

Certificate of Occupancy is not required for certain projects. Your inspector can advise you if your project requires a Certificate of Occupancy. All projects DO require a final inspection.

If any of the inspections do not occur, the project cannot go on to the next phase, REGARDLESS OF THE NOTICE OR CIRCUMSTANCES.

CERIFICATE OF OCCUPANICES MUST BE ISSUED AND PAID FOR, BEFORE THE SPACE MAY BE OCCUPIED.

Signature of Applicant/Designee

Date

Signature of Inspections Official

Date

City of Portland, Maine - Building or Use Permit


389 Congress Street, 04101 Tel: (207) 874-8703, Fax: (207) 874-8716

Permit No: 09-0824	Date Applied For: 08/05/2009	CBL: 171A A002001
-----------------------	---------------------------------	----------------------

Location of Construction: 19 COUNTRY LN	Owner Name: WHITE STEPHEN P & AMY M JT	Owner Address: 19 COUNTRY LN	Phone: 207-775-6373
Business Name:	Contractor Name: Future Pools, Inc	Contractor Address: 240 Rt. 135 Monmouth	Phone: (207) 939-3301
Lessee/Buyer's Name	Phone:	Permit Type: Swimming Pools	

Proposed Use: Single Family Home - Install 15'7"x39'7" Below Ground Pool	Proposed Project Description: Install 15'7"x39'7" Below Ground Pool
---	--

Dept: Zoning	Status: Approved	Reviewer: Chris Hanson	Approval Date: 08/10/2009
Note:			Ok to Issue: <input checked="" type="checkbox"/>
Dept: Building	Status: Approved with Conditions	Reviewer: Chris Hanson	Approval Date: 08/10/2009
Note:			Ok to Issue: <input checked="" type="checkbox"/>
1) Pool and barrier installation shall meet the code requirements in Appendix G of the IRC 2003 2) Separate permits are required for any electrical, plumbing, sprinkler, fire alarm or HVAC or exhaust systems. Separate plans may need to be submitted for approval as a part of this process.			

O.K. to Issue

Will pick-up.

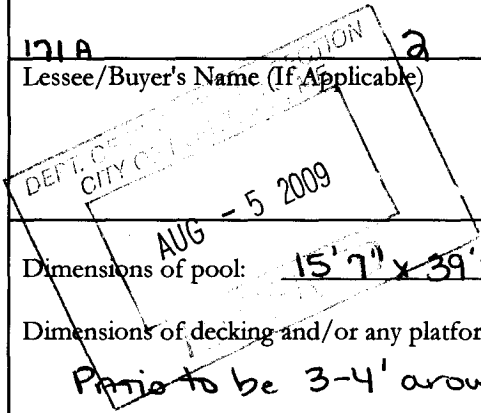


Pool Installation/Construction Permit Application

If you or the property owner owes real estate or personal property taxes or user charges on any property within the City, payment arrangements must be made before permits of any kind are accepted.

Location/Address of Construction: <u>19 Country Lane, 04103</u>		
Total Square Footage of Proposed Structure <u>1640 sq. ft.</u>	Square Footage of Lot <u>35,065</u>	
Tax Assessor's Chart, Block & Lot Chart# <u>171A</u> Block# <u>2</u> Lot# <u>2</u>	Owner: <u>Stephen P. & Amy M. White</u>	Telephone: <u>207-775-6373</u>
Lessee/Buyer's Name (If Applicable)	Applicant name, address & telephone: <u>Stephen P. & Amy M. White</u> <u>19 Country Lane</u> <u>Portland, ME 04103 775-6373</u>	Cost Of Work: \$ <u>37,200-</u> Fee: \$ <u>400</u>
Dimensions of pool: <u>15'7" x 39'7"</u> above or below ground: <u>below ground</u> Dimensions of decking and/or any platforms, sheds, or other structures: <u>Patio to be 3-4' around pool (concrete 3', patio block 1')</u>		
Contractor's name, address & telephone: <u>Future Pools, Inc.</u> <u>207-933-3279</u> <u>240 Rt. 135, Monmouth, ME 04259</u> <u>207-577-3589</u>		
Who should we contact when the permit is ready: <u>Stephen or Amy White</u> Mailing address: <u>19 Country Lane</u> Phone: <u>775-6373 (Home)</u> <u>Portland, ME 04103</u> <u>939-3301 (Steve cell)</u>		

Back pg.
13705/
326



Please submit all of the information outlined in the pool application checklist. Failure to do so could result in the automatic denial of your permit.

In order to be sure the City fully understands the full scope of the project, the Planning and Development Department may request additional information prior to the issuance of a permit. For further information visit us on-line at www.portlandmaine.gov, stop by the Building Inspections office, room 315 City Hall or call 874-8703.

I hereby certify that I am the Owner of record of the named property, or that the owner of record authorizes the proposed work and that I have been authorized by the owner to make this application as his/her authorized agent. I agree to conform to all applicable laws of this jurisdiction. In addition, if a permit for work described in this application is issued, I certify that the Code Official's authorized representative shall have the authority to enter all areas covered by this permit at any reasonable hour to enforce the provisions of the codes applicable to this permit.

Signature of applicant: <u><i>Amy White</i></u>	Date: <u>8/5/09</u>
---	---------------------

This is not a permit; you may not commence ANY work until the permit is issued.

Cell: 207-577-3589 • Phone: 207-933-3249

FIBERGLASS SWIMMING POOL INSTALLATION CONTRACT

This fiberglass swimming pool installation contract entered into by Steve & Amy White
customer name

Hereinafter referred to as the "HOME OWNER", or in the event that this a commercial contract, the AUTHORIZED CORPORATE OFFICER, hereinafter referred to as the LEGAL ENTITY, and FUTURE POOLS, INC., hereinafter referred to as the CONTRACTOR.

The Home Owner, owns the property or real estate located at 19 Country Lane
Portland Me 04103
City State Zip Code

The Home Owner may be reached by phone for purposes of transacting business pertaining to this agreement at:
(207) 775-6373
Home Phone Business Phone Cell Phone

Further, the Home Owners, having executed this agreement, desire to engage the services of the contractor to install a San Juan Fiberglass Pool
Swimming Pool or Custom Spa in an excavated site on the Owners property

at the above referenced address. The swimming pool or spa to be installed shall be the Phoenix
Model 16' x 40' (approx) white
Size Color
along with the other contracted options and accessories referenced herein. Contractor shall also provide for the construction or installation of the following "Home Owner" requested options and accessories:

- Starite 1.5 hp Pump N/A
Light
- 57M 120 cartridge filter N/A
Winter Cover
- N/A
Heater

- Surface Skimmer(s) 2 Return Inlets 2 Bottom Drain (Anti-vortex)
- Commercial Package Bench seat Hydro Therapy jet(s) Water to fill Pool
- Cantilever Concrete 1 Ladder 1 Handrail
- 8' fiberglass slide 6' Diving Board Thermal Blanket & Reel
- Pool Maintenance Kit Sub Pool Sump installation Flowable Fill _____ yards

OTHER SPECIAL PROVISIONS: AquaMatic Pool Covers Installed (\$8,500.00)
3' Concrete Deck around Pool Perimeter (included) in Base Price
Base P 28,700
8,500
\$37,200

The total purchase sum for the above referenced swimming pool construction including all listed options and accessories is: (\$37,200) thirty seven thousand two hundred Dollars (Tax included), and shall be paid as defined below:
(\$12,400) amount due upon execution of this contract.
(\$12,400) amount due prior to Swimming Pool being offloaded at Home Owner Property.
(\$12,400) At completion of installation project.

*All Work Change request(s) must be paid in full upon receipt of customer signed acceptance of Contractors Work Change estimate submittal.

Seen and Agreed to _____ Date _____
Home Owner signature

**Subject to Permit Approval*

fcct.

All excavated materials, if suitable shall be used to return property to rough grade. Any additional backfill materials Inc hauled in to or off of the site shall be charged by the load plus 10%.

Dewatering the site as a result of high water tables or springs will be charged at \$125.00 per day plus material cost. See

Blasting or Removal of ledge shall be billed on a cost plus 15% schedule, including labor and equipment costs associated with re-establishing a stable site after blasting.

Home Owner agrees to provide reasonable site access to project site for all equipment and personnel as well as storage areas required for necessary supplies or materials to complete project.

While the contractor shall execute extreme care, the owner agrees that site access may necessitate or result in damage to trees, shrubs, lawns, walks, driveways, flowers, patios, etc. and therefore shall hold contractor harmless for any such damages occurring during normal construction.

All permits, electrical wiring, and municipal code inspections are the responsibility of home owner unless specifically stated in the Other Special Provisions section of this agreement.

The Parties agree that the contractors warranty, including swimming pool structure, pumps, filters, heaters, motors, equipment, and accessories shall not be available to the owner until the entire agreed upon contract amount has been paid, assuming everything has been completed in a professional workmanlike manner.

In the event that there exists a manufacturer's warranty, the home owner shall look to the manufacturers warranty and not the contractor for remedy.

The Parties further agree that the contractor shall not be liable for extreme surface drainage resulting from excessive rains, floods, acts of God, etc.

Emptying pool without involving contractor oversight may void the manufacturer's warranty.

The Parties agree that delays in shipments due to permitting, strikes, accidents or other delays that are beyond contractors control shall not constitute a breach of contract and shall not release home owner from performing the contract.

Owners agree that custom fiberglass pools are manufactured especially for each home owner. In the event the home owner decides to cancel the contract after the pool has been manufactured, the home owner shall forfeit all deposits, and be liable to contractor for all labor and materials already provided.

Home owner agrees to verify by stake, the approximate location of the pool to be installed. Additionally, Contractor and Owner shall both agree to the recommended pool elevation in relation to a jointly established benchmark on a permanent structure such as a foundation, tree, wall, deck, etc. Further Home Owner warrants that the area within which the pool and any other construction pursuant to this agreement, is within the property lines of owners property and is clear of any setbacks or other restrictions, whether by zoning or deed. Owner agrees to hold contractor harmless for any damages or claims resulting from any such error on the part of the Home Owner.

Owner agrees that in case it becomes necessary to engage an attorney to collect any unpaid balance of the contract, owner will pay the cost of reasonable attorney's fees.

Owner agrees to pay interest at the rate of 1.5% per month for past due installments.

More than one person signing shall constitute a joint and several obligation.

After reviewing the entire contract, signed all areas required, all parties hereunto below affix their required and binding signatures.

Home Owner _____ Date _____

Home Owner _____ Date _____

Future Pools, Inc. (CONTRACTOR) _____ Date _____

Signature of Principal _____
for Future Pools, Inc.



Ornamental Fences of Distinction
1-800-344-2242

- FENCE DESIGNS
- PRODUCT FEATURES
- ABOUT US
- LITERATURE
- CONTACT
- FAQs

- Aluminum
 - Industrial
 - 100
 - 200
 - 400
 - Concord
 - Ovation
 - Regency
 - Accessories
 - Gates
 - General Info
 - Specifications

FENCE DESIGNS

Aluminum Fences

Click on the fences below for more information about Jerith's aluminum fence lines.

- [Industrial Specifications](#)
- [Ovation Specifications](#)
- [Patriot Specifications](#)
- [Regency Specifications](#)
- [Residential Specifications](#)

- Patriot Ornamental Wire
- Primrose Arbor
- Liberty

Specifications

Here is a chart of the component sizes, standard heights, picket spacings, and other pertinent data relating to our fences:

Component Sizes	Residential Strength	Ovation - Regency	Industrial Strength
Pickets	5/8" sq. x .050" thick	3/4 " sq. x .050" thick	1" sq. x .062" thick
Rails: Top Walls	1" x .055" thick	1" x .055" thick	1 5/8 " x .070" thick
Side Walls	1" x .082" thick	1 1/2 " x .082" thick	1 5/8 " x .100" thick
Standard Posts	2" sq. x .060" thick	2" sq. x .060" thick	2 1/2 " sq. x .075" thick
Gate Posts	2" sq. x .125" thick 4" sq. x .125" thick	2" sq. x .125" thick 4" sq. x .125" thick	4" sq. x .125" thick 6" sq. x .125" thick
	3 13/16" (1 5/8 " for 400 series)		4" (1 1/2 " for 400 series)
	72 1/2" on center		71 1/2" on center
Heights Available*	36", 48", 60", 72", 54"* 57"*	48", 72", 54"*	48", 60", 72", 96"
Standard Colors	Black, White, Bronze	White, Bronze	Black, White, Bronze
Weight Supported	350+ lbs. per section	350+ lbs. per section (Ovation);	1,000+ lbs. per section

Regency Fence Specifications:

Section 32 31 19 – Decorative Metal Fences and Gates

[This specification contains options and notes in square brackets. The various choices relate to the color, style, size, and component dimensions of the fences. Select one of the options and eliminate the brackets in your final specifications.]

Part 1 SCOPE:

This specification covers [REDACTED] as manufactured by Jerith Manufacturing Co., Inc., including sections, posts, gates, and accessories.

Part 2 PRODUCTS:

2.01 Manufacturer:

The fencing system shall be Regency Aluminum Fence as manufactured by Jerith Manufacturing Co., Inc., 14400 McNulty Road, Philadelphia, PA 19154. (Telephone: 800-344-2242; Fax: 215-676-9756; email: sales@jerith.com.) The fence shall be [Windsor, Windsor Plus, Buckingham, Buckingham Plus, Kensington, or Kensington Plus] Style with a nominal height of [48, 54 (Windsor or Windsor Plus only), 60, or 72] inches. The color of the fence system shall be [Black, White, or Bronze].

2.02 Materials:

A. Aluminum Extrusions: All posts and rails used in the fence system shall be extruded from HS-35™ aluminum alloy having a minimum yield strength of 35,000 psi. All pickets shall have a minimum yield strength of 25,000 psi. 6063-T5 Alloy is not acceptable for any components.

B. Fasteners: All fasteners shall be stainless steel. Square drive screws shall be used to connect the pickets to the horizontal rails. Rail to post connections shall be made using self-drilling hex-head screws.

C. Accessories: Aluminum sand and die castings shall be used for all scrolls, post caps, finials, and miscellaneous hardware. Die castings shall be made from Alloy 360.0 for superior corrosion resistance. Alloy 380.0 is not acceptable.

2.03 Finish:

A. Pretreatment: A three stage non-chrome pretreatment shall be applied. The first step shall be a chemical cleaning, followed by a water rinse. The final stage shall be a dry-in-place activator which produces a uniform chemical conversion coating for superior adhesion.

B. Coating: Fence materials shall be coated with FencCoat™, a Super-Durable TGIC polyester powder-coat finish system applied by Jerith Manufacturing Company. Epoxy powder coatings, baked enamel or acrylic paint finishes are not acceptable. The FencCoat finish shall have a cured film thickness of at least 2.0 mils. In addition, the screw heads shall be painted to match the color of the fence.

C. Tests: The cured FencCoat finish shall meet AAMA 2604 "Voluntary Specification, Performance Requirements and Test Procedures for High Performance Organic Coatings on Aluminum Extrusions and Panels", which includes the following requirements:

1. Humidity resistance of 3,000 hours using ASTM D2247.
2. Salt-spray resistance of 3,000 hours using ASTM B117.
3. Outdoor weathering shall show no adhesion loss, checking or crazing, with only slight fade and chalk when exposed for 5 years in Florida facing south at a 45 degree angle.

Finishes which only meet AAMA 2603 (or the previous version - AAMA 603) are not acceptable.

2.04 Construction:

A. Horizontal rails shall be 1" x 1½" channels formed in a modified "U" shape. Pickets shall pass through holes punched in the top of the rail. The top wall shall be .055" thick and the side walls .082" thick for superior vertical load strength. There shall be 3 horizontal rails in each section.

B. Pickets shall be fastened to the rails using painted stainless steel screws. Screws shall be used on only one side of the rail, leaving the other side with a clean appearance. Pickets shall be ¾" square and have a wall thickness of .050". Welding the pickets to the rails is not permitted.

C. Posts shall be 2" square extrusions with pre-punched holes which allow the fence section rails to slide in. Posts shall be spaced 72" on center and have [.060" or .125"] walls. Gate posts shall be [2" or 4"] square with .125" walls and used on both sides of a gate. Die cast aluminum caps shall be provided with all posts.

D. Gates shall have welded frames and shall support a 250 lb. vertical load on the latch side of the gate without collapsing.

E. Assembled sections shall support a 500 lb. vertical load at the midpoint of any horizontal rail.

F. The Jerith logo shall appear on all post caps, gates, and horizontal rails of the fencing system.

2.05 Warranty:

The entire fence system shall have a written Limited Lifetime Warranty against rust and defects in workmanship and materials. In addition, the FencCoat finish shall be warranted not to crack, chip, peel, or blister for the same period.

© 1996 - 2007 Jerith Manufacturing Co., Inc.
Jerith, FencCoat, and HS-35 are all trademarks of Jerith Manufacturing Co., Inc.

Color Systems

Spectra is the perfect choice for property owners who need the strength and protection of a chain-link fence system plus an appearance that blends in beautifully with the environment. Spectra defines property lines, encloses animals, as well as protects and adds value to any property. For added privacy, choose from different types of decorative polyethylene slats tinted to match the shades of Spectra color chain-link systems.



Sierra Brown



Midnight Black



Forest Green

Note: Due to manufacturing variances and limitations in the production process, colors may vary from this brochure. Contact Master Halco for actual color samples.

Material Specifications

Type	Spectra polyvinyl chloride extruded over zinc-coated steel wire per ASTM F 668 Class 1 or Spectra polyvinyl chloride extruded and adhered to zinc-coated steel wire per ASTM F 668 Class 2a
Gauge	8 and 9 gauge finish
Mesh	2 and 1-1/4" pool mesh
Heights	3', 4', 5' and 6'
Selvage	Knuckled top and bottom up to 5' high, twisted and knuckled 6' high

Fittings

Tension and Brace Bands	Polymer coating, 6 mils minimum, over hot-dipped galvanized pressed steel
Caps, Eye Tops, Rail Ends	Polymer coating, 6 mils minimum, over hot-dipped galvanized pressed aluminum
Sleeves	Polymer coating, 6 mils minimum, over hot-dipped galvanized steel
Tie Wires	Polymer coating, 6 mils minimum, over zinc-coated steel wire

Framework

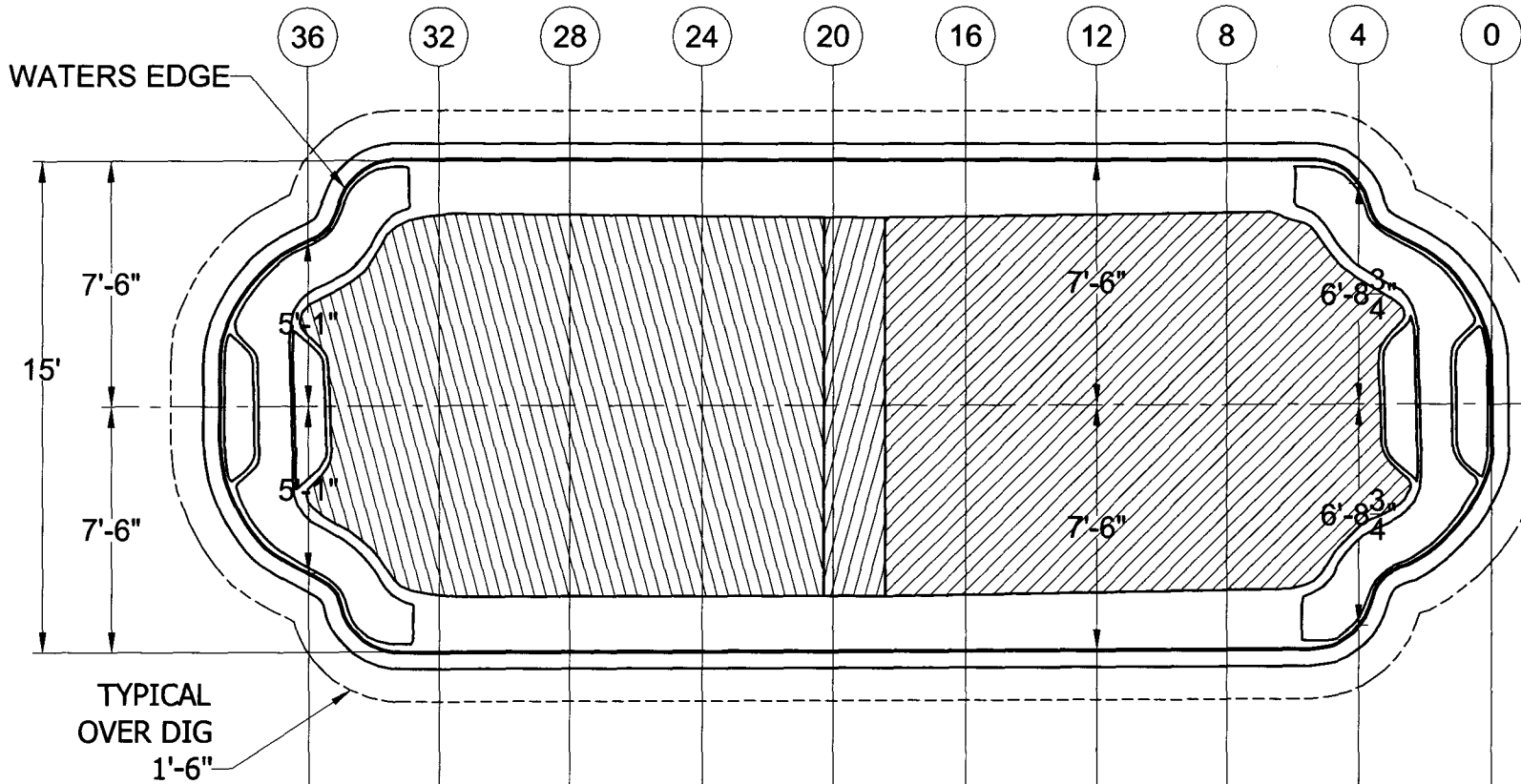
Type 2	Spectra polyester resin, 3 mils minimum, over galvanized steel ASTM F 1043, Group 1C, with a minimum yield strength of 50,000 PSI. Protective coating per ASTM F 1043, external coating Type B, zinc with organic overcoat, 0.9 ounces per square foot minimum zinc coating with chromate conversion coating and verifiable polymer film
Top Rail	1-3/8" O.D. Spectra 16 or 17 Ga. pipe
Line Posts	1-5/8" or 1-7/8" O.D. Spectra 16 Ga. pipe
Terminal Posts	1-7/8" or 2-3/8" O.D. Spectra 16 Ga. pipe

Swing Gates

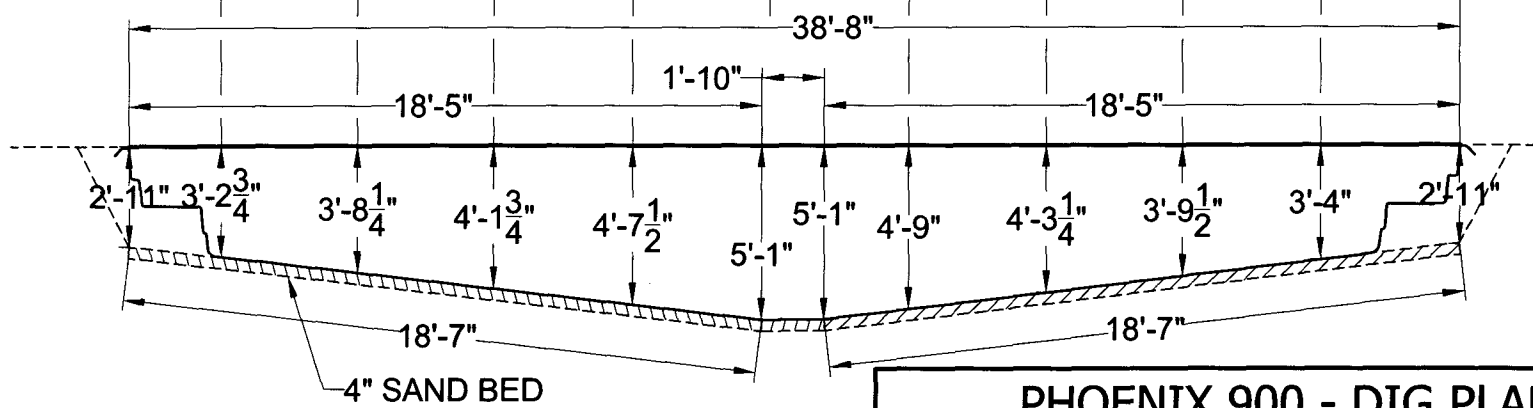
Fabric	Same mesh and gauge as chain-link selected
Framework	1-3/8" or 1-5/8" O.D. for gates

Heritage & Commitment

Full Fencing Solutions



TYPICAL OVER DIG
1'-6"



4" SAND BED

WEIGHT: 2500 LBS
 AREA: 545 SQ FT
 PERIMETER: 96 FT
 VOLUME: 14400 GAL

PHOENIX 900 - DIG PLAN	
SCALE 3/16"=1'-0"	DATE 09-21-05
DRAWN BY KLB	REVISION 01

ALL MEASUREMENTS AND QUANTITIES ARE BASED ON AVERAGES



ALL MEASUREMENTS TO WATERS EDGE - ADD PREFERRED OVERDIG



CITY OF PORTLAND, MAINE

Department of Building Inspections

Original Receipt

August 5 20 09

Received from Stephen P White

Location of Work 19 COUNTRY LANE

Cost of Construction \$ _____ Building Fee: _____

Permit Fee \$ _____ Site Fee: _____

Certificate of Occupancy Fee: _____

Total: _____

Building (IL) _____ Plumbing (I5) _____ Electrical (I2) _____ Site Plan (U2) _____

Other POOL

CBL: 171-A-002

Check #: 1703 Total Collected \$ 400⁰⁰

**No work is to be started until permit issued.
Please keep original receipt for your records.**

Taken by: LMD

WHITE - Applicant's Copy

YELLOW - Office Copy

PINK - Permit Copy

Outcome:

Inspection	ElecPe	8 BOE ST	273 M00100	18	26	32
------------	--------	----------	------------	----	----	----

Comments: Relocation of Outside Service Riser Cable to around the bld. Needs around 11:00, Caron & Waltz 799-2228, canceled for 07-30-09 & rescheduled for 08-06-09. JGR

Outcome:

Inspection	ElecPe	606 FOREST AVE	125 L006001	18	26	32
------------	--------	----------------	-------------	----	----	----

Comments: Dave Trumme @ 415-2977 rough in. /gg

Outcome:

Electric Service	ElecPe	77 WILLIAM ST	117 D015001	20	26	32
------------------	--------	---------------	-------------	----	----	----

Comments: Doug Hu @ 632-1199 Service. Would like inspecton early in the morning. /gg Pre-inspection conducted on 08/04/09

Outcome:

Pre-Inspection	ElecPe	111 COMMERCIAL ST	029 D033001	18	26	32
----------------	--------	-------------------	-------------	----	----	----

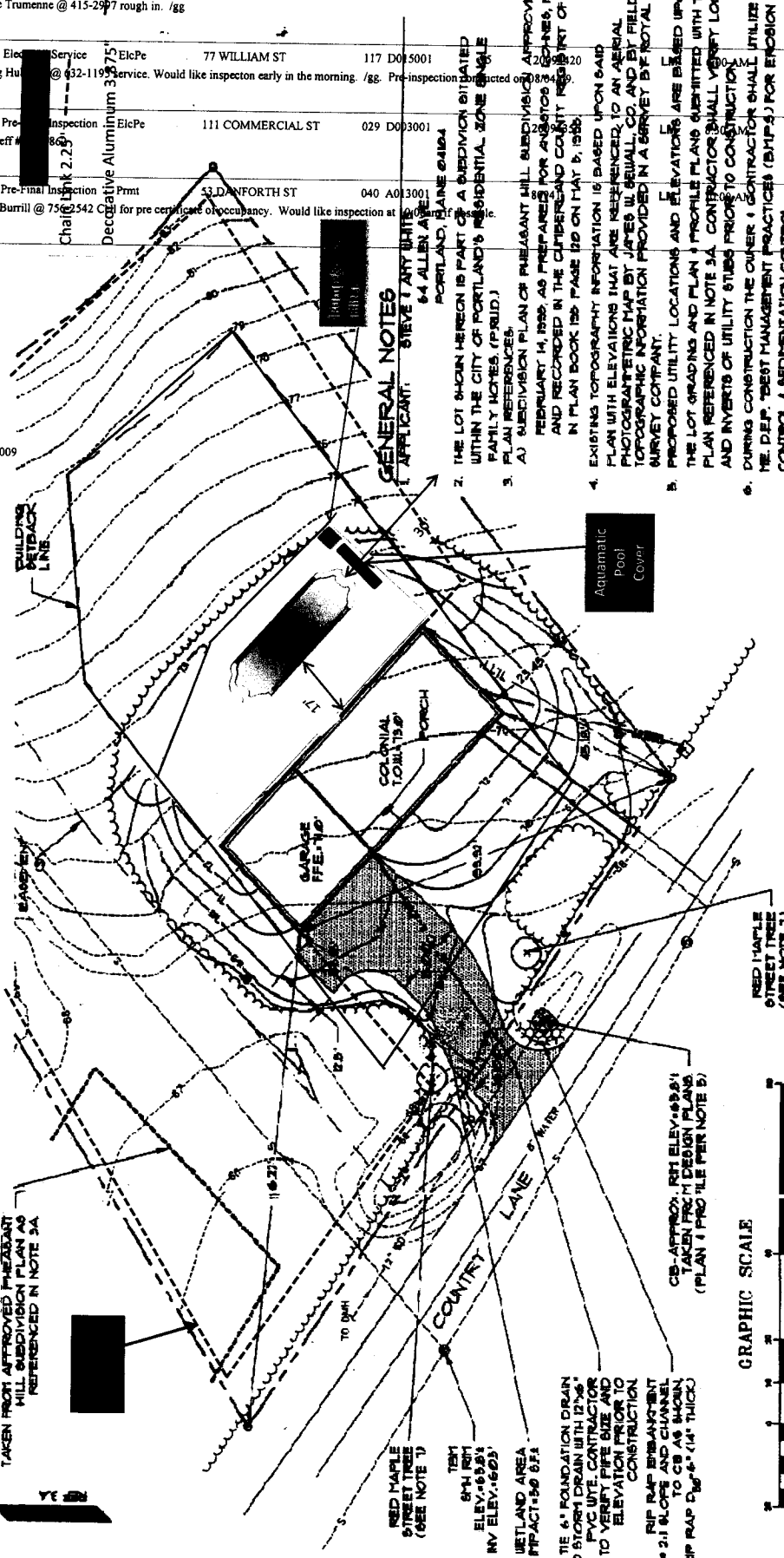
Comments: See Jeff M @ 863-2229

Outcome:

Pre-Final Inspection	Prmt	53 DUNFORTH ST	040 A013001	18	26	32
----------------------	------	----------------	-------------	----	----	----

Comments: Tom Burrill @ 753-2542 for pre certificate of occupancy. Would like inspection at 10:00 AM

Outcome:



GENERAL NOTES

1. APPLICANT: STEVE TANY UNIT 106, 64 ALLEN AVE, PORTLAND, MAINE 04104
2. THE LOT SHOWN HEREON IS PART OF A SUBDIVISION SITUATED WITHIN THE CITY OF PORTLAND'S RESIDENTIAL ZONE SINGLE FAMILY ZONES (PRZ1).
3. A) SUBDIVISION PLAN OF PRELIMINARY MILL SUBDIVISION APPROVED FEBRUARY 14, 1998, AS PREPARED FOR ANTHONY S. CHAPMAN, INC. AND RECORDED IN THE CLERK'S AND COUNTY REGISTER'S OFFICE IN PLAN BOOK 195 PAGE 129 ON MAY 5, 1998.
4. EXISTING TOPOGRAPHY INFORMATION IS BASED UPON SAID PLAN WITH ELEVATIONS THAT ARE REFERENCED TO AN AERIAL PHOTOGRAPHIC MAP BY JAMES W. BEWELL, CO. AND BY FIELD TOPOGRAPHIC INFORMATION PROVIDED IN A SURVEY BY NOTAL RIVER SURVEY COMPANY.
5. PROPOSED UTILITY LOCATIONS AND ELEVATIONS ARE BASED UPON THE LOT GRADING AND PLAN & PROFILE PLANS SUBMITTED WITH THE PLAN REFERENCED IN NOTE 3A. CONTRACTOR SHALL VERIFY LOCATION AND INVERTS OF UTILITY STUDIES PRIOR TO CONSTRUCTION.
6. DURING CONSTRUCTION THE OWNER & CONTRACTOR SHALL UTILIZE THE DEP. BEST MANAGEMENT PRACTICES (BMPs) FOR EROSION CONTROL & SEDIMENTATION CONTROL.
7. IF TWO TREES EXIST WHICH ARE LARGER THAN 2" DIA. TRUNK, THEY

Thursday, August 06, 2009