















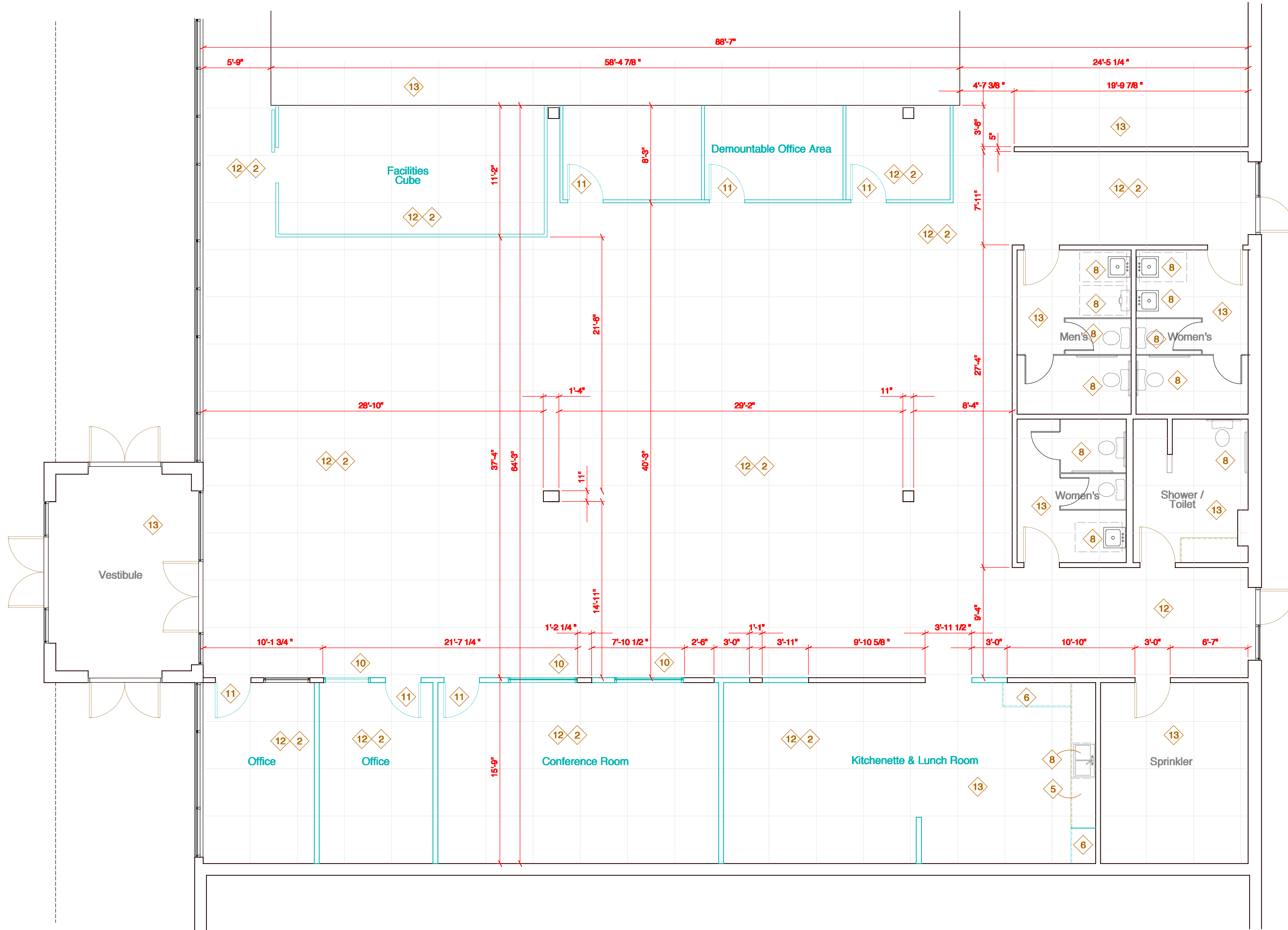
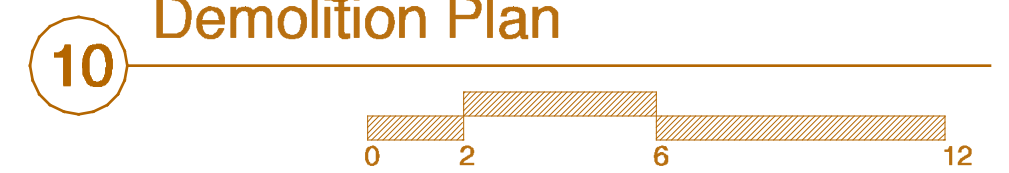
PARTITION KEY

-  Existing Partitions to Remain
-  Demolish Partitions


Demolition Legend

-  Existing ceiling finish to remain. Cut and patch ceiling as required to facilitate construction. Paint entire ceiling at completion of repairs.
-  Existing ceiling finish finish to be removed as required for partition layouts.
-  Remove existing light fixture. Replace with new fixture as described on Electrical Plan. Reuse existing wiring as much as is permissible by code.
-  Existing light fixture and wiring to remain.
-  Existing kitchen cabinets to be configured. Remove existing countertop.
-  Existing cabinets and countertop to be removed.
-  Existing plumbing fixture to be removed. Modify water supply and drain system as required to provide service to proposed plumbing fixture.
-  Existing plumbing fixture to remain.
-  Existing cabinet and counter top to be removed.
-  Existing wood window to be removed and disposed .
-  Existing wood door to be removed and reused in noted location.
-  Existing floor finish to be removed as required for partitona layouts.
-  Existing floor finish to remain.
-  Existing demountable partition and door system to be removed and stored in location directed by tenant.

Existing Conditions & Demolition Plan



41 edgewood ave
portland, maine 04103
telephone 207 450 0750
e-mail matthewwinch@earthlink.net



project name

**Spurwink
Office Renovation**

project location

901 Washington Avenue
Portland, Maine 04103

date June 17, 2016
scale 1/4" = 1'-0"
project # 2016-007
drawing title
**Existing Conditions
& Demolition Plan**
drawing number
D101