

## Finish Schedule

ROOM	LOCATION	FLOOR	BASE	NORTH WALL		EAST WALL		SOUTH WALL		WEST WALL		CEILING FINISH		CEILING HEIGHT	REMARKS
				MAT.	FIN.	MAT.	FIN.	MAT.	FIN.	MAT.	FIN.	MAT.	FIN.		
201	Hall	Carpet 1	WOOD	GWB	PAINT	GWB	PAINT	GWB	PAINT	GWB	PAINT	ACT	MANF	12'-0"	
204	Waiting Area	Carpet 2	WOOD	GWB	PAINT	GWB	PAINT	GWB	PAINT	GWB	PAINT	ACT	MANF	12'-0"	6'-0" high walls with verticle fir beadboard, clear finish. Painted cap.
205	Open Office	Carpet 2	WOOD	GWB	PAINT	GWB	PAINT	GWB	PAINT	GWB	PAINT	ACT	MANF	12'-0"	
206	Coats	Carpet 3	WOOD	GWB	PAINT	GWB	PAINT	GWB	PAINT	GWB	PAINT	GWB	PAINT	8'-0"	Fir hanging rod, painted wood shelf
207	Conference Room	Carpet 4	WOOD	GWB	PAINT	GWB	PAINT	GWB	PAINT	GWB	PAINT	ACT	MANF	12'-0"	Built-in storage casework, audio system with 4 speakers in ceiling
208	Storage #3	Carpet 3	WOOD	GWB	PAINT	GWB	PAINT	GWB	PAINT	GWB	PAINT	GWB	PAINT	9'-0"	3 painted wood shelves
209	Storage #4	Carpet 3	WOOD	GWB	PAINT	GWB	PAINT	GWB	PAINT	GWB	PAINT	GWB	PAINT	9'-0"	3 painted wood shelves
210	Copy Area	Carpet 3	VINYL	GWB	PAINT	GWB	PAINT	GWB	PAINT	GWB	PAINT	GWB	PAINT	9'-0"	3 painted wood shelves
211	CEO Office	Carpet 5	WOOD	GWB	PAINT	GWB	PAINT	GWB	PAINT	GWB	PAINT	ACT	MANF	9'-0"	
212	Storage #1	Carpet 5	WOOD	GWB	PAINT	GWB	PAINT	GWB	PAINT	GWB	PAINT	ACT	MANF	9'-0"	4 painted wood shelves
213	Admin. Asst.	Carpet 5	WOOD	GWB	PAINT	GWB	PAINT	GWB	PAINT	GWB	PAINT	GWB	PAINT	9'-0"	
214	COO Office	Carpet 5	WOOD	GWB	PAINT	GWB	PAINT	GWB	PAINT	GWB	PAINT	ACT	MANF	9'-0"	
215	Storage #2	Carpet 5	WOOD	GWB	PAINT	GWB	PAINT	GWB	PAINT	GWB	PAINT	ACT	MANF	9'-0"	4 painted wood shelves
216	Office #1	Carpet 5	WOOD	GWB	PAINT	GWB	PAINT	GWB	PAINT	GWB	PAINT	ACT	MANF	9'-0"	
217	Office #2	Carpet 5	WOOD	GWB	PAINT	GWB	PAINT	GWB	PAINT	GWB	PAINT	ACT	MANF	9'-0"	
218	Lunch Room	Exist.	Exist.	GWB	PAINT	GWB	PAINT	GWB	PAINT	GWB	PAINT	ACT	MANF	12'-0"	Reconfigure existing wood cabinets, new plastic laminate countertops
219	Office #3	Carpet 5	WOOD	GWB	PAINT	GWB	PAINT	GWB	PAINT	GWB	PAINT	ACT	MANF	9'-0"	
220	Office #4	Carpet 5	WOOD	GWB	PAINT	GWB	PAINT	GWB	PAINT	GWB	PAINT	ACT	MANF	9'-0"	
221	Office #5	Carpet 5	WOOD	GWB	PAINT	GWB	PAINT	GWB	PAINT	GWB	PAINT	ACT	MANF	9'-0"	
223	Office #6	Carpet 5	WOOD	GWB	PAINT	GWB	PAINT	GWB	PAINT	GWB	PAINT	ACT	MANF	8'-0"	

## Hardware Schedule

<b>Hardware A</b>	<b>Hardware D</b>
Sliding Door Track	Bored Lock
Cup Pulls	Hinges
	Strike
<b>Hardware B</b>	Silencers
Bored Passage Set	Door Stop
Hinges	
Strike	<b>Hardware E</b>
Silencers	Bored Passage Set
Door Stop	Hinges
Closer	Silencers
	Door Stop
<b>Hardware C</b>	
Bored Privacy Lock	
Hinges	
Strike	
Silencers	
Door Stop	

NOTE: All hardware to be commercial grade, with lever handles. Finish of all hardware components shall be Brushed Nickel.

<b>J03</b>		5/8" Gyp Studs @ 16" OC Aluminum Frame 5/8" Gyp	Max. Rating NR Part Types 301, 302
<b>J02</b>		5/8" Gyp Type X Studs @ 16" OC Wood Frame 5/8" Gyp Type X	Max. Rating 1HR Part Types 301, 302
<b>J01</b>		5/8" Gyp Studs @ 16" OC HM Frame 5/8" Gyp	Max. Rating NR Part Types 301, 302

- Partition type designations refer to the following wall construction systems:  
200 Series - 2 1/2" Metal stud construction  
300 Series - 3 5/8" Metal stud construction  
600 Series - 6" Metal stud construction  
800 Series - 8" Metal stud construction  
C Series - Chasewall construction  
M Series - CMU construction  
S Series - Shaftwall construction
- All GWB to be cut to fit around penetrations, pipes, ducts, conduit, cables, etc. All penetrations shall be sealed with acoustic sealant, unless noted otherwise.
- All partitions extending to underside of slab above shall fully follow the contour of structure.
- All sound insulated partitions shall extend to the underside of structure above, unless noted otherwise.
- All sound insulated partitions shall be sealed with acoustic sealant under the shoe, head, and jamb, and at all GWB joints.
- Refer to Room Finish Schedule for wall finish and base information.

<b>623</b>	Partition type designation
Rating	NR (not rated), 1HR, 2HR, 3HR as applicable
UL	UL design number. See Fire Rating notes this sheet.
STC	STC design value for partition as applicable
Jamb	Jamb detail reference for this partition type

## Partition Notes / Legend

- All doors in sound insulated partitions shall be sound gasketed, unless noted otherwise.
- All frames in sound insulated partitions shall be sealed with acoustic sealant between the wall sheathing and the frame backend, unless noted otherwise.
- Refer to jamb designation on Door Schedule for details, materials, and dimensions, typ.
- Refer to Door Schedule for additional information.

<b>J1</b>	Jamb, Head, Sill - detail designation	Max. Rating 1HR
	Maximum fire rating for opening	Part Types 607
	Partition type references for this detail	

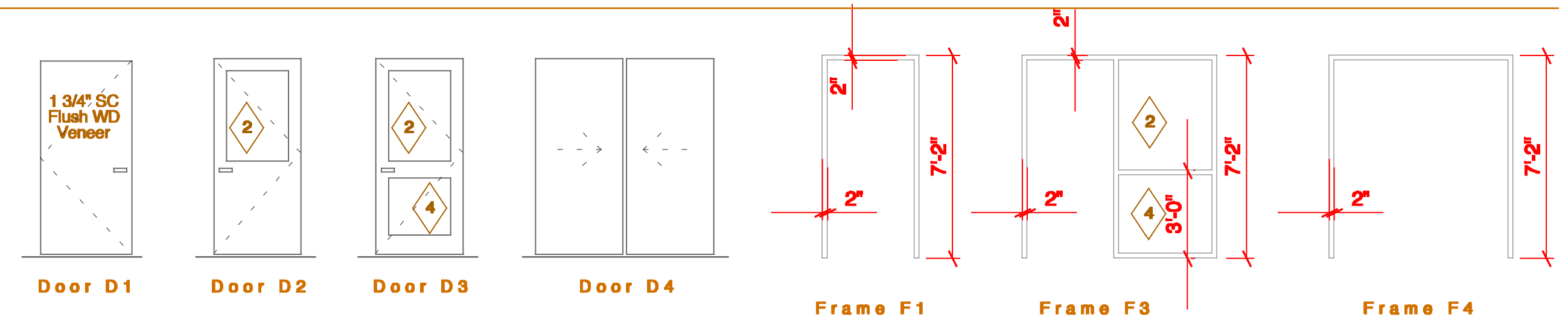
## Frame / Door / Window Notes

## Frame & Door Schedule

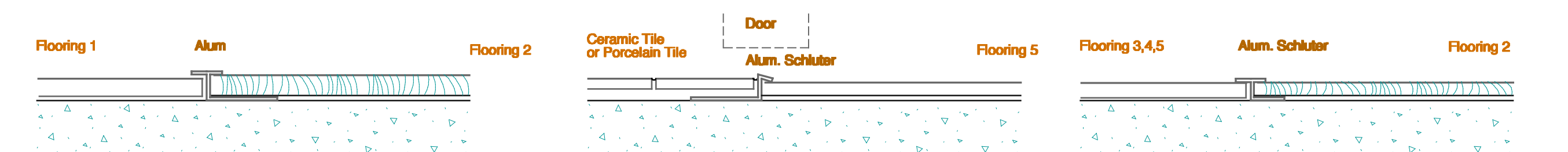
DOOR NO.	LOCATION (opens into)	LABEL	MATERIAL	TYPE	FRAME			DETAIL		DOOR		THRESHOLD	UNDERCUT	HARDWARE	SECURITY	REMARKS
					WIDTH	HEIGHT	DEPTH	HEAD	JAMB	TYPE	MATERIAL					
101	Hall - CEO Office	none	HM	F1	37 1/4"	84 5/8"	4 7/8"	H1	J01	D2	WD	none	1/2"	C	--	Red Oak Veneer Door, Obscure Glass Door Panel
102	CEO Office-Storage #1	none	HM	F1	37 1/4"	84 5/8"	4 7/8"	H1	J01	D1	WD	none	1/2"	E	--	Red Oak Veneer Flush Door
103	Hall-COO Office	none	HM	F1	37 1/4"	84 5/8"	4 7/8"	H1	J01	D2	WD	none	1/2"	C	--	Red Oak Veneer Door, Obscure Glass Door Panel
104	COO Office-Storage #2	none	HM	F1	37 1/4"	84 5/8"	4 7/8"	H1	J01	D1	WD	none	1/2"	E	--	Red Oak Veneer Flush Door
105	Hall-Office #1	none	HM	F1	37 1/4"	84 5/8"	4 7/8"	H1	J01	D2	WD	none	1/2"	C	--	Red Oak Veneer Door, Obscure Glass Door Panel
106	Hall - Office #2	none	HM	F1	37 1/4"	84 5/8"	4 7/8"	H1	J01	D2	WD	none	1/2"	C	--	Red Oak Veneer Door, Obscure Glass Door Panel
107	Hall - Coats	none	WD	F4	64"	84 5/8"	4 7/8"	H2	J02	D4	WD	none	1/2"	A	--	Red Oak Veneer Flush Sliding Door Pair
108	Hall - Coats	none	WD	F4	64"	84 5/8"	4 7/8"	H2	J02	D4	WD	none	1/2"	A	--	Red Oak Veneer Flush Sliding Door Pair
109	Hall - Conference Room	none	HM	F1	37 1/4"	84 5/8"	4 7/8"	H1	J01	D1	WD	none	1/2"	B	--	Red Oak Veneer Flush Door
110	Hall - Conference Room	none	HM	F1	37 1/4"	84 5/8"	4 7/8"	H1	J01	D1	WD	none	1/2"	B	--	Red Oak Veneer Flush Door
111	Hall - Conference Room	none	HM	F1	37 1/4"	84 5/8"	4 7/8"	H1	J01	D1	WD	none	1/2"	B	--	Red Oak Veneer Flush Door
112	Hall - Conference Room	none	HM	F1	37 1/4"	84 5/8"	4 7/8"	H1	J01	D1	WD	none	1/2"	B	--	Red Oak Veneer Flush Door
113	Hall -Storage #3	none	WD	F4	64"	84 5/8"	4 7/8"	H2	J02	D4	WD	none	1/2"	A	--	Red Oak Veneer Flush Sliding Door Pair
114	Hall - Storage #4	none	WD	F4	64"	84 5/8"	4 7/8"	H2	J02	D4	WD	none	1/2"	A	--	Red Oak Veneer Flush Sliding Door Pair
115	Hall - Office #7	none	HM	F1	37 1/4"	84 5/8"	4 7/8"	H1	J01	D2	WD	none	1/2"	C	--	Red Oak Veneer Door, Obscure Glass Door Panel
116	Hall - Office #6	none	HM	F1	37 1/4"	84 5/8"	4 7/8"	H1	J01	D2	WD	none	1/2"	C	--	Red Oak Veneer Door, Obscure Glass Door Panel
117	Hall - Office #5	none	HM	F1	37 1/4"	84 5/8"	4 7/8"	H1	J01	D2	WD	none	1/2"	C	--	Red Oak Veneer Door, Obscure Glass Door Panel
118	Hall - Office #4	none	HM	F1	37 1/4"	84 5/8"	4 7/8"	H1	J01	D2	WD	none	1/2"	C	--	Red Oak Veneer Door, Obscure Glass Door Panel
119	Hall - Office #3	none	HM	F1	37 1/4"	84 5/8"	4 7/8"	H1	J01	D2	WD	none	1/2"	C	--	Red Oak Veneer Door, Obscure Glass Door Panel

NOTE: General Contractor to submit shop drawings of doors, frames, & hardware to architect for approval prior to order

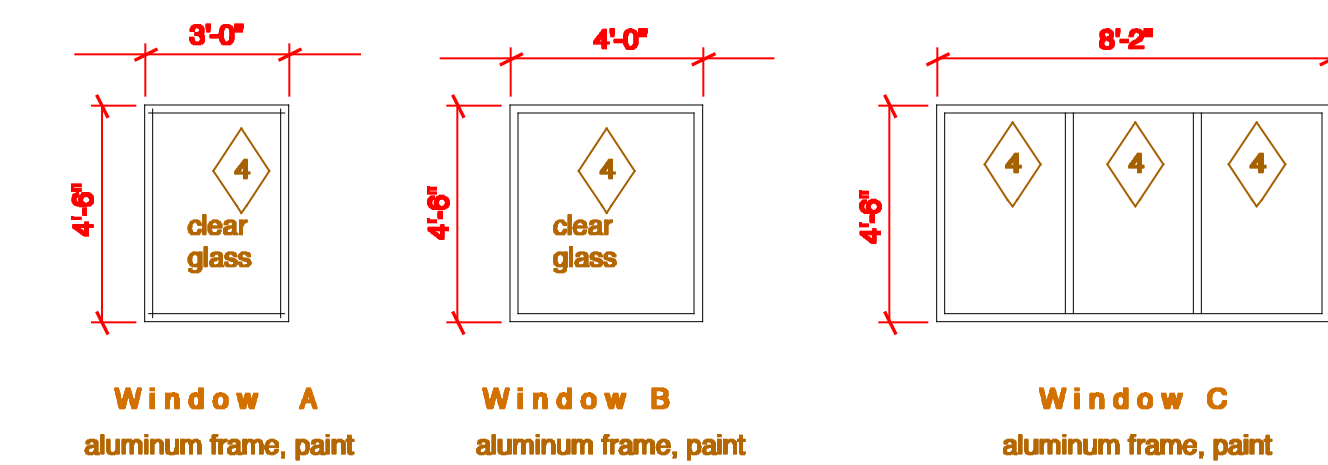
## Door & Frame Elevations



## Transition Strips / Thresholds



## Interior Window Elevations



## Glazing Schedule

1	Glazing Type One - Single Pane, Wire Glass	3	Glazing Type Three - Insulated Glass
2	Glazing Type Two - Single Pane	4	Glazing Type Four - Tempered Glass

