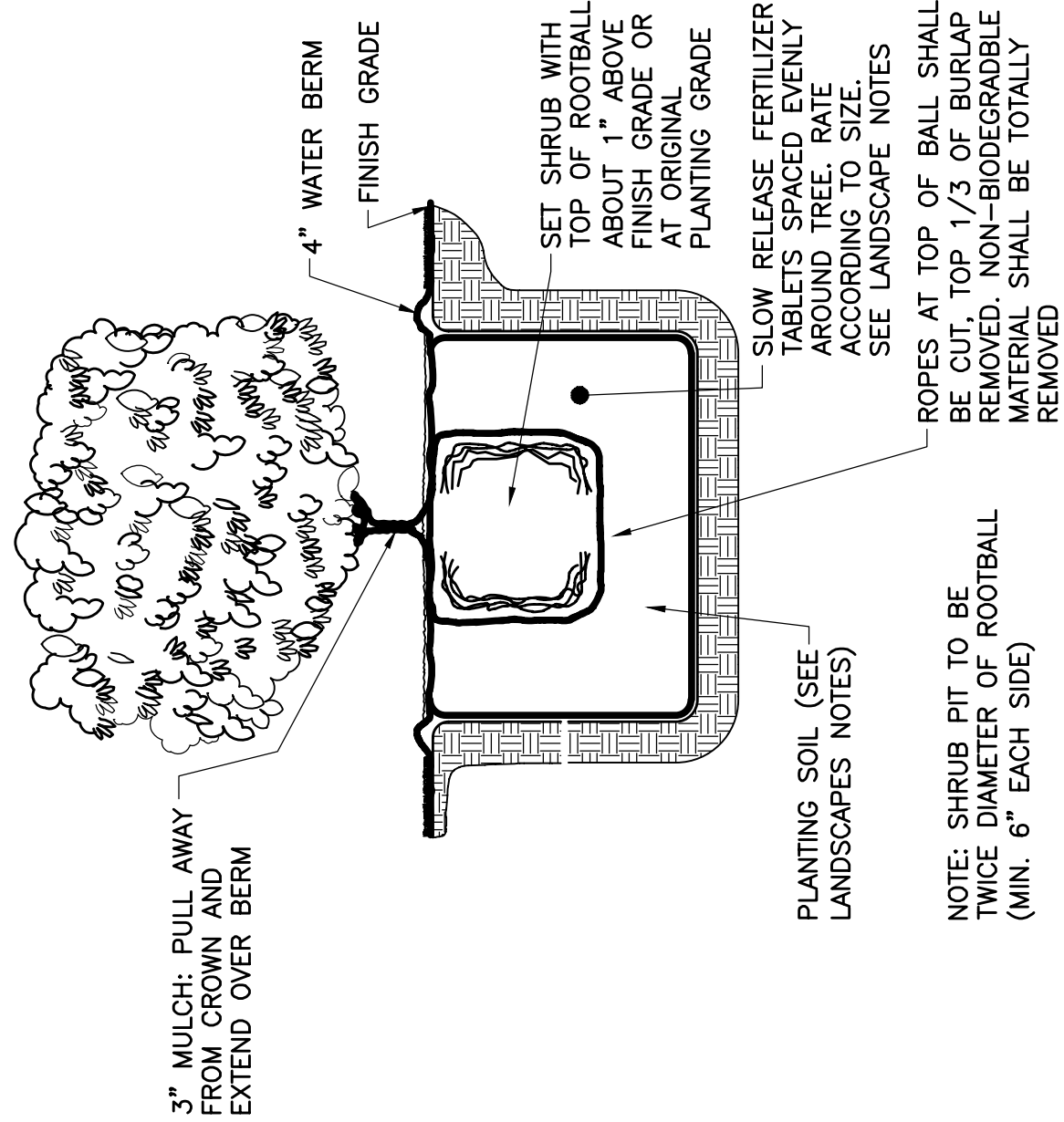


PLANT LIST

KEY	QTY	SCIENTIFIC NAME COMMON NAME	SIZE	SPACING	ROOTING	NOTES
TREES						
AB	6	ABIES BALSAMEA BALSAM FIR	5'-6" HT	15' O.C.	B&B	SPACING PER PLANS
AR	6	ACER RUBRUM 'KARPIK' KARPICK RED MAPLE	2' CAL	25' MIN.	B&B	SPACING PER PLANS
OY	2	Ostrya virginiana AMERICAN HOPHORNBEAM	1.5' CAL	30' O.C.	B&B	AS SHOWN ON PLANS
PG	2	Picea glauca WHITE SPRUCE	5'-6" HT	15' O.C.	B&B	SPACING PER PLANS
QR	3	Quercus rubra RED OAK	2' CAL	PER PLANS	B&B	AS SHOWN ON PLANS
SHRUBS						
CA	28	Clethra alnifolia 'RUBY SPICE' RUBY SPICE CLETHRA	15'-18" HT	PER PLANS	B&B/CONT	SEE PLANS
CS	3	Cornus alba 'SIBIRICA' RED TWIG DOGWOOD	15'-18" HT	PER PLANS	B&B/CONT	SEE PLANS
MP	28	Myrica pensylvanica NORTHERN BAYBERRY	15'-18" HT	PER PLANS	B&B/CONT	SEE PLANS
RM	18	Rhododendron maximum ROSEBAY RHODODENDRON	15'-18" HT	PER PLANS	B&B/CONT	SEE PLANS
VD	21	Viburnum dentatum ARROWWOOD VIBURNUM	15'-18" HT	PER PLANS	B&B/CONT	SEE PLANS
OTHER						
		MULCH				3" MIN. DEPTH ALL PLANT BEDS

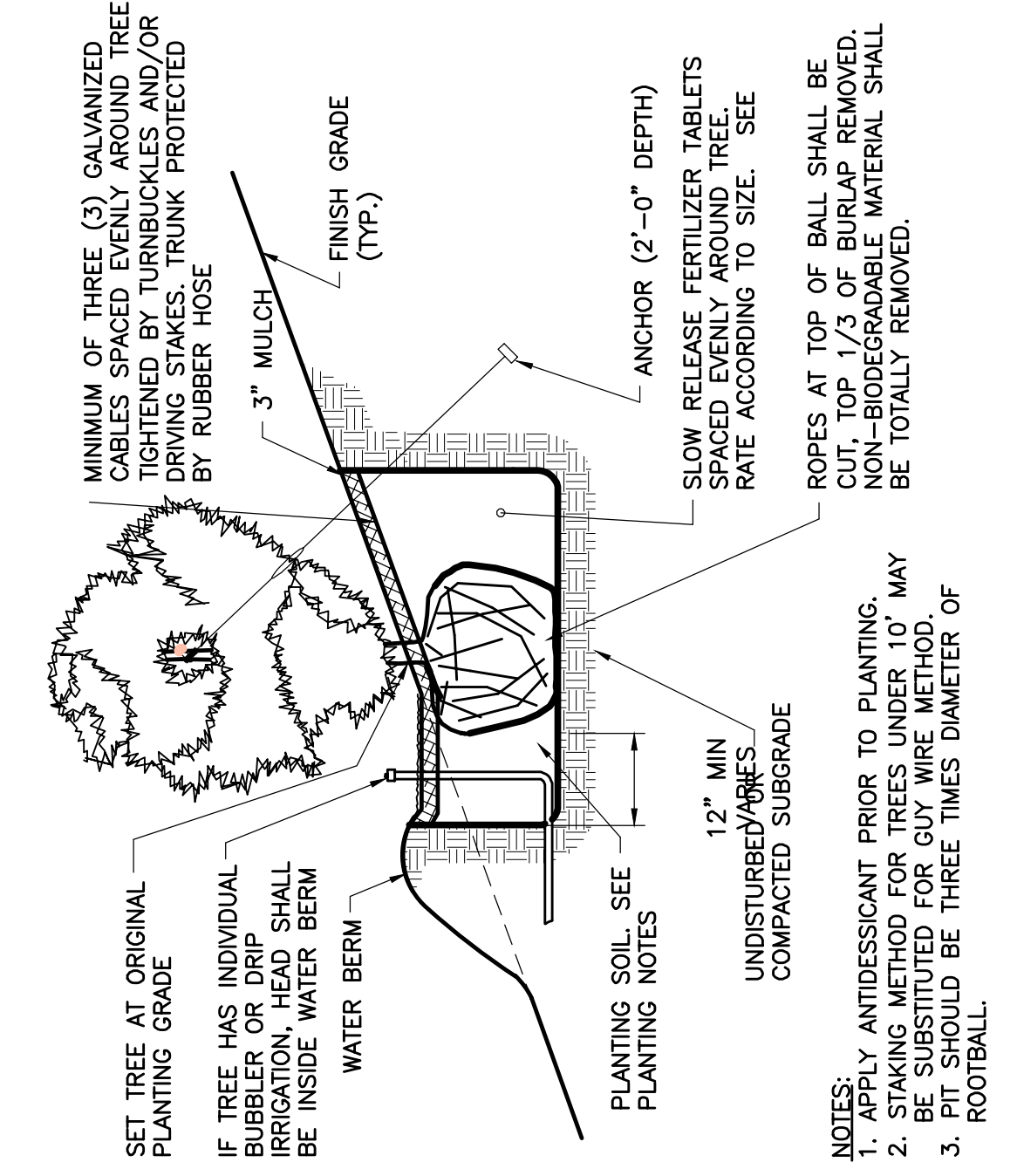
PLANTING NOTES

- ALL NEW PLANTING MATERIAL SHALL CONFORM TO THE MINIMUM GUIDELINES ESTABLISHED FOR NURSERY STOCK PUBLISHED BY THE AMERICAN ASSOCIATION OF NURSERYMEN, INC. IN ADDITION ALL NEW PLANT MATERIAL FOR THE PROJECT SHALL BE OF THE HIGHEST SPECIMEN QUALITY.
- ALL NEW PLANTS SHALL BE BALLED AND BURLAPPED OR CONTAINER GROWN UNLESS OTHERWISE NOTED ON THE PLANT LIST.
- THE GENERAL CONTRACTOR SHALL SUPPLY ALL NEW PLANT MATERIAL IN QUANTITIES SUFFICIENT TO COMPLETE THE PLANTING SHOWN ON THE DRAWINGS.
- THE GENERAL CONTRACTOR SHALL LOCATE AND VERIFY ALL EXISTING UTILITY LINES PRIOR TO PLANTING AND REPORT ANY CONFLICTS TO THE ENGINEER.
- NO TREES SHALL BE PLANTED BEFORE ACCEPTANCE OF ROUGH GRADING. TREES SHALL BEAR SAME RELATIONSHIP TO FINISH GRADE AS THEY BORE TO PREVIOUS GRADE.
- STAKE LOCATION OF ALL PROPOSED PLANTING FOR APPROVAL BY THE LANDSCAPE ARCHITECT/ENGINEER PRIOR TO COMMENCEMENT OF PLANTING.
- ALL EXISTING TREES TO REMAIN SHALL BE PROPERLY PROTECTED, PRUNED AND FERTILIZED PER THE SPECIFICATIONS.
- ALL LAWN AREAS DISTURBED BY CONSTRUCTION OPERATIONS INSIDE AND OUTSIDE THE LIMIT OF WORK SHALL BE LOAMED AND SEEDED AS SPECIFIED.
- ALL PLANT BEDS ARE TO RECEIVE THREE INCHES (3") OF SHREDDED BARK MULCH AS SPECIFIED.
- ANY PROPOSED SUBSTITUTIONS OF PLANT SPECIES SHALL BE MADE WITH PLANTS OF EQUIVALENT OVERALL FORM HEIGHT, BRANCHING HABIT, FLOWER, LEAF, COLOR, FRUIT AND CULTURE ONLY AS APPROVED BY THE LANDSCAPE ARCHITECT/ENGINEER.
- ALL AREAS TO BE SEEDED SHALL RECEIVE SOIL PREPARATION AS SPECIFIED PRIOR TO SEEDING, UNLESS OTHERWISE NOTED ON PLAN.
- PREPARE ALL TREE PITS WITH PLANTING SOIL TO A MINIMUM DEPTH MATCHING THE DEPTH OF TREE ROOT BALLS.
- ALL AREAS TO BE SEEDED WITH LAWN MIX AND THE ROADSIDE MIX SHALL RECEIVE 6" TOPSOIL PRIOR TO SEEDING.



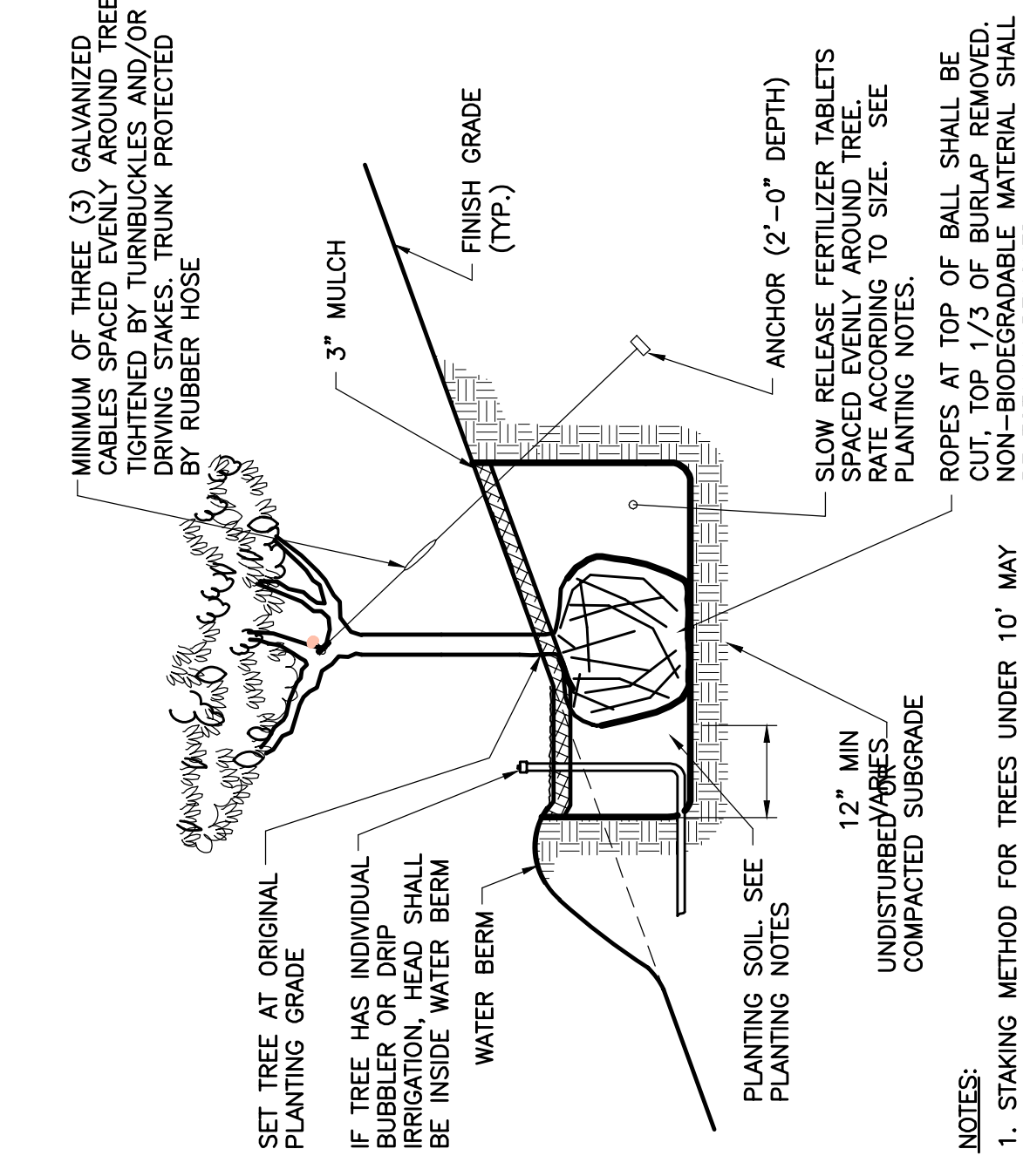
SHRUB INSTALLATION DETAIL

NTS



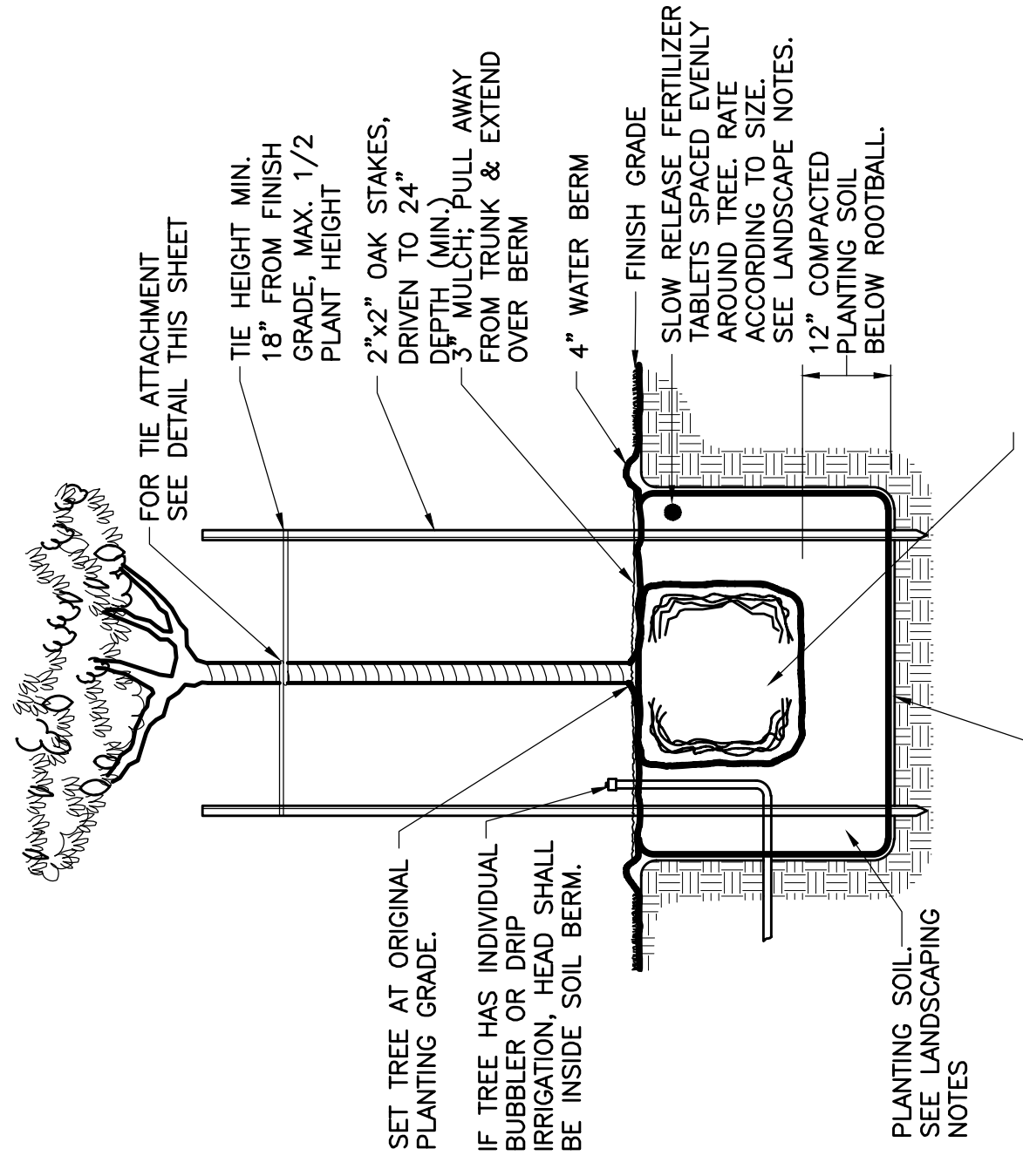
TREE INSTALLATION ON SLOPE: CONIFER

NTS



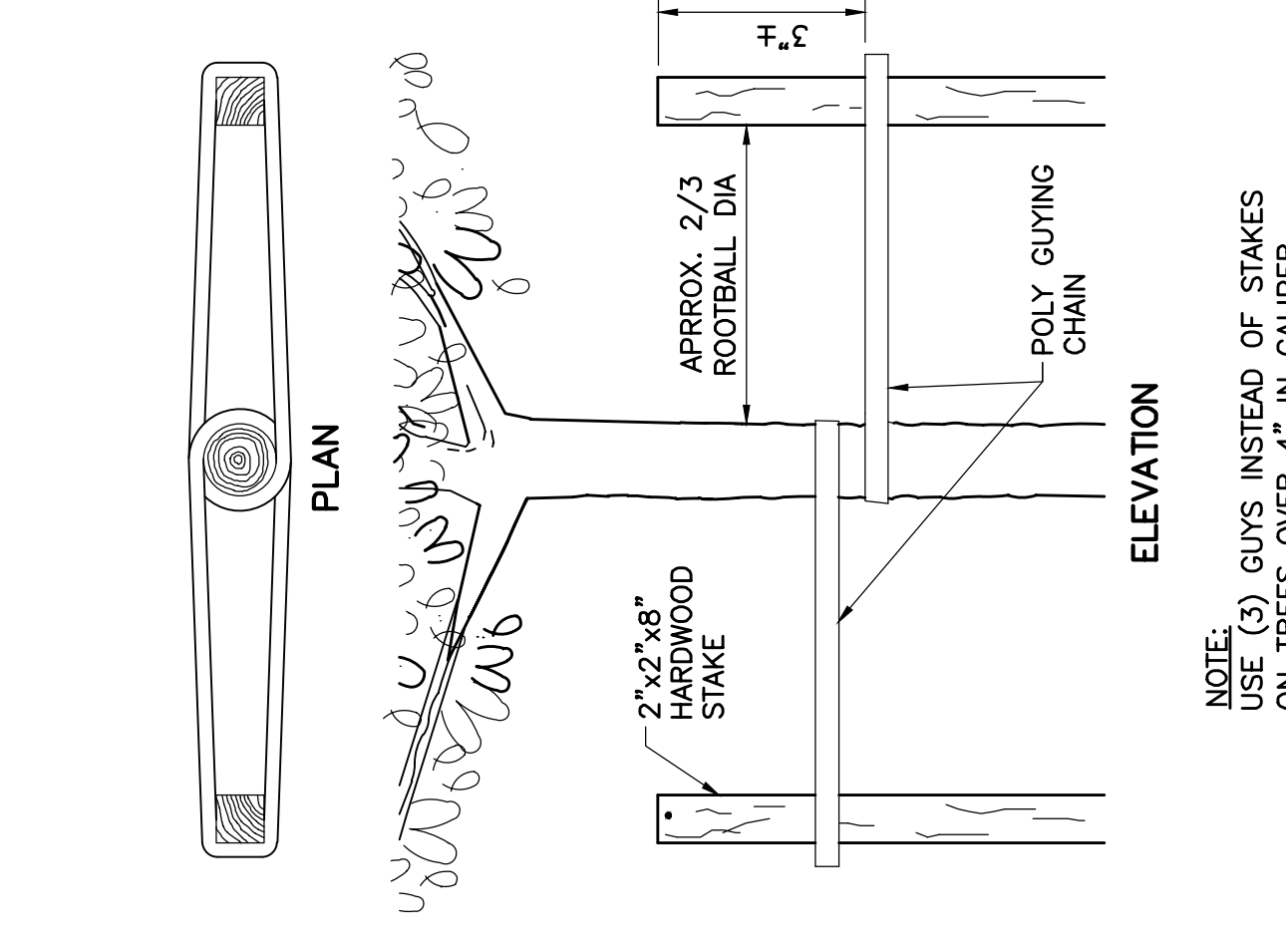
TREE INSTALLATION ON SLOPE: DECIDUOUS

NTS



TREE INSTALLATION: UNDER 10'

NTS



POLY GUYING

NTS

**PRELIMINARY
FOR REVIEW ONLY**

NO.	SUBMISSIONS/REVISIONS	DATE
1	ISSUED FOR PORTLAND SITE PLAN REVIEW	JBM 11/17
2	CHECKED BY: MAG	
3	APPROVED BY: JBM	
4	DATE: 11-15-17	
5	PROJECT NO. 15682A	

DESIGNED BY: MAG
CAD COORD: MRL
CHECKED BY: MAG
APPROVED BY: JBM
DATE: 11-15-17
PROJECT NO. 15682A



WRIGHT-PIERCE
Engineering a Better Environment
Offices Throughout New England
888.621.8156 | www.wright-pierce.com

THE CEDARS
ASSISTED LIVING AND
LONG-TERM CARE FACILITY
PORTLAND, ME
LANDSCAPE DETAILS

DRAWING
L-2