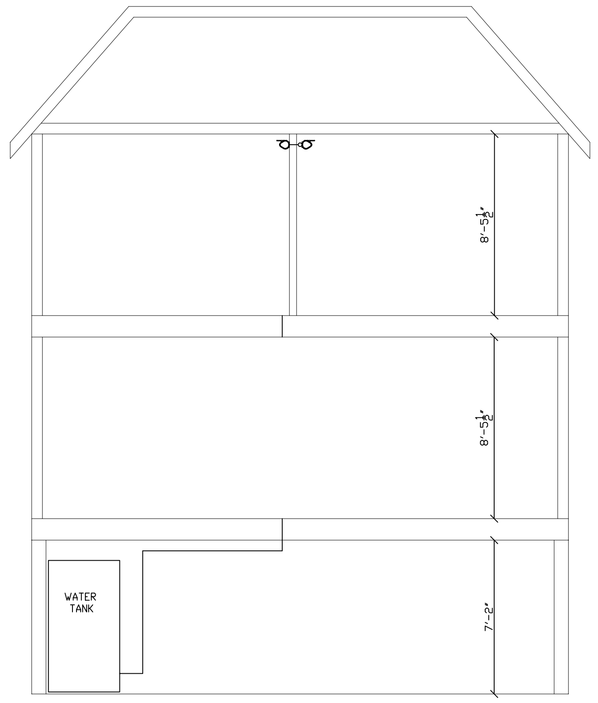

SECTION VIEW

SCALE: 1/4"=1'-0"

HYDRAULIC DESIGN DATA	
System # & Area	#1 - #1 2ND FLOOR
No. of Sprinklers	2
Density	0.05 GPM
Designed Area	2 SPRINK.
Hose Allowance	N/A GPM
Water Flow Rate	28 GPM
Residual Pressure at Base of Riser	43 PSI
Safety Factor at Base of Riser	5.54 PSI

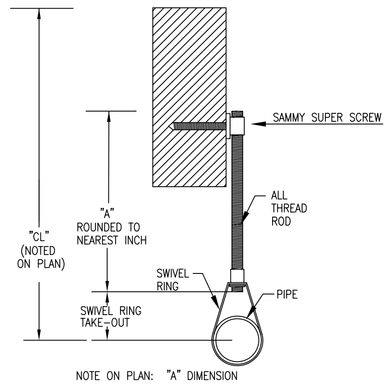

NOTE ON PLAN: "A" DIMENSION
PIPE SIZES 1" THROUGH 4" - ROD SIZE 3/8"
PIPE SIZES 5" THROUGH 8" - ROD SIZE 1/2"

TYPE #10 HANGER

SITE PLAN

SCALE: 1"=30'

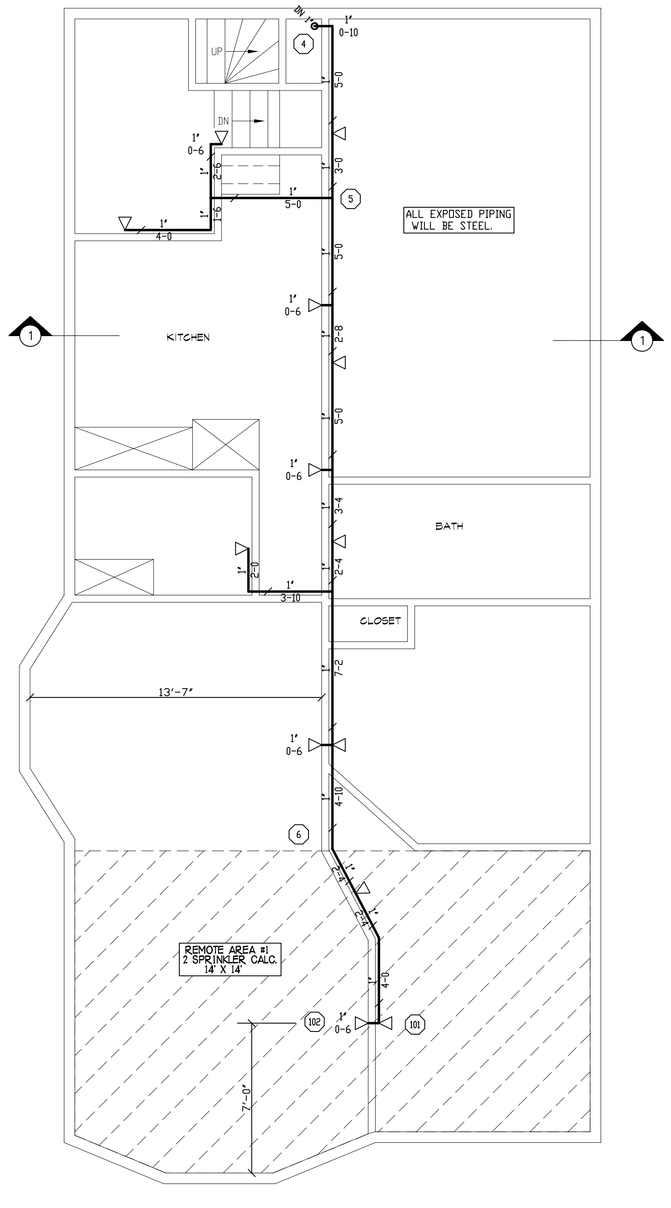

SECOND FLOOR FIRE PROTECTION

SCALE 1/4"=1'-0"

QUANTITY ◁ = 13

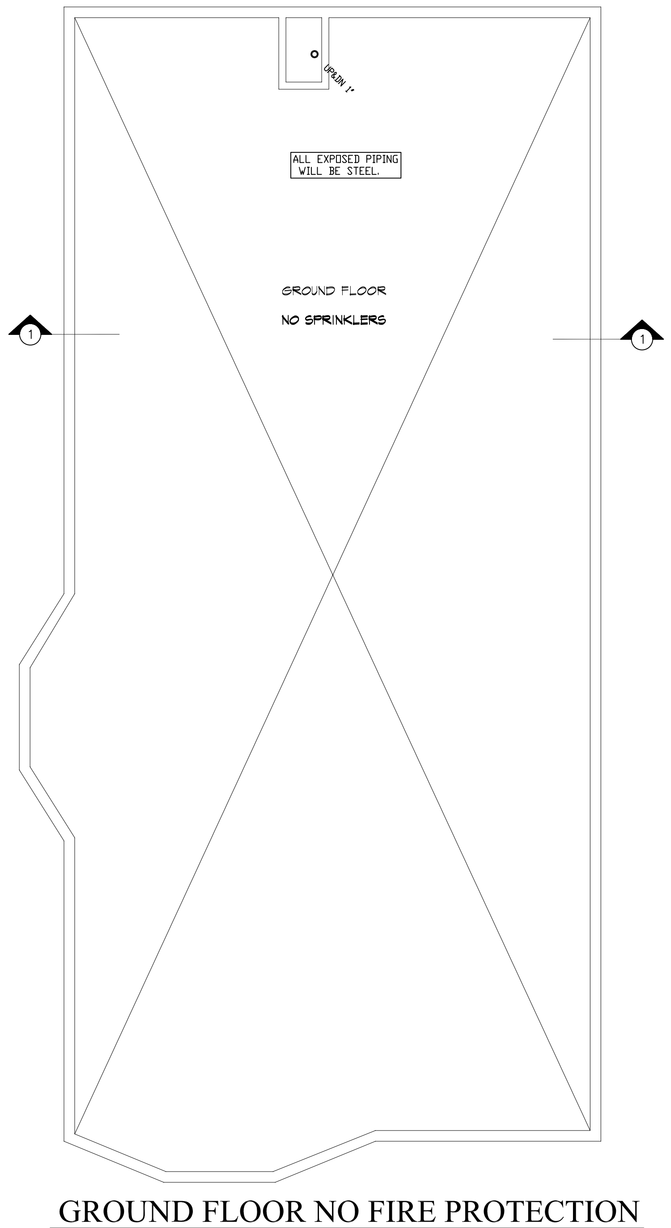

GROUND FLOOR NO FIRE PROTECTION

SCALE 1/4"=1'-0"

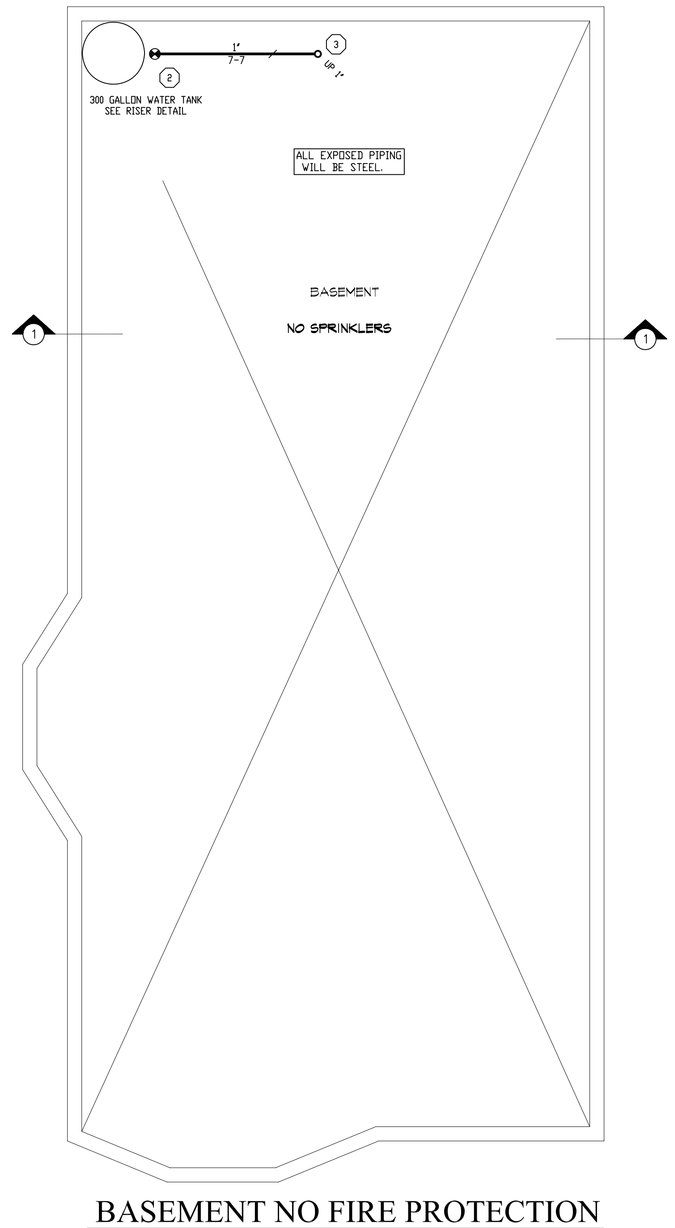

BASEMENT NO FIRE PROTECTION

SCALE 1/4"=1'-0"

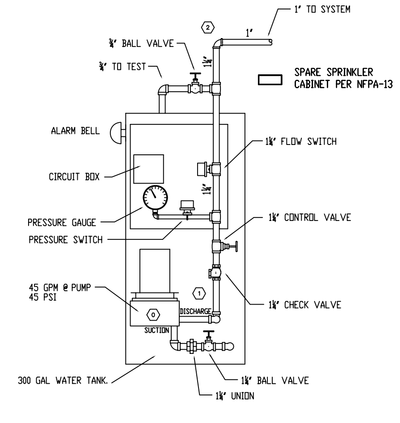

FIRE PROTECTION PUMP AND TANK DETAIL

GENERAL NOTES

SYSTEM TO BE DESIGNED AND INSTALLED IN ACCORDANCE WITH NFPA-13D 2010.
PIPE AND FITTINGS TO BE COMBINATION OF BLACK STEEL SCH. 40 TYPE AND APPROVED BLAZEMASTER PLASTIC CPVC DESIGNED AND APPROVED TO BE USED WITH THIS STANDARD.
ALL HANGERS TO BE SPACED IN ACCORDANCE WITH MANUFACTURER'S RECOMMENDATIONS.
MAX SPACING OF RESIDENTIAL SIDEWALL SPRINKLERS TO BE 14'x14'.
ALL WIRING OF DEVICES BY OTHERS.
SPARE SPRINKLERS OF EACH TYPE SHALL BE PROVIDED PER NFPA 13.

SPRINKLERS MAY BE OMITTED FROM THE FOLLOWING:

1) BATHROOMS WHERE THE AREA DOES NOT EXCEED 55 SQ. FT. AND THE WALLS AND CEILINGS, INCLUDING BEHIND FIXTURES, ARE OF NON COMBUSTIBLE OR LIMITED COMBUSTIBLE MATERIALS PROVIDING A 15 MINUTE THERMAL BARRIER.

2) CLOTHES CLOSETS, LINEN CLOSETS, AND PANTRIES WITHIN THE DWELLING UNITS WHERE THE AREA OF THE SPACE DOES NOT EXCEED 24 SQ. FT. AND THE LEAST DIMENSION DOES NOT EXCEED 3 FT. AND THE WALLS AND CEILINGS ARE SURFACED WITH NON COMBUSTIBLE OR LIMITED COMBUSTIBLE MATERIALS AS DEFINED BY NFPA.

3) ANY PORCHES, BALCONIES, CORRIDORS, AND STAIRS THAT ARE OPEN AND ATTACHED.

4) ATTICS, PENTHOUSE EQUIPMENT ROOMS, CRAWL SPACES, FLOOR/CEILING SPACES, ELEVATOR SHAFTS, AND OTHER CONCEALED SPACES THAT ARE NOT USED OR INTENDED FOR LIVING PURPOSES OR STORAGE.

MAINTENANCE OF THE SPRINKLER SYSTEM IS THE RESPONSIBILITY OF THE OWNER.
PROTECTION OF THE SPRINKLER SYSTEM AGAINST FREEZING IS THE RESPONSIBILITY OF THE OWNER.

REVISIONS	NOTES

HEAD COUNT

SPRINKLER TYPE	IDENTIFICATION NO.	MFG.	ESC.	MODEL	FINISH	ORIFICE	TEMP.	SYMBOL	QUANT.
QUICK RESP. SIDEWALL K= 4.4	TY2334	TYCO	2 PIECE	LF11	WHITE	1/2"	155°	◁	13
TOTAL SPRINKLERS THIS DRAWING									13

STANDARD SYMBOLS

- POST INDICATOR VALVE
- KEY VALVE
- FIRE HYDRANT
- FIRE DEPT. CONNECTION
- O.S. & Y GATE VALVE
- SWING CHECK VALVE
- NEW UNDERGROUND
- EXIST UNDERGROUND

STANDARD SYMBOLS

- ALARM CHECK VALVE
- RISER W/ALARM VALVE
- RISER W/DRY VALVE
- RISER W/ELEC. FLOW SWITCH
- RISER W/DELUGE VALVE
- WATER MOTOR BELL
- ELECTRIC BELL
- FLUSH FIRE DEPT. CONNECTION

INSPECTIONS	
1.	
2.	
3.	
4.	
5.	

BETHANY HOUSE PARISH OFFICE
10 ALTON STREET
PORTLAND, MAINE 04103

FIRE PROTECTION PLAN

FREEDOM FIRE PROTECTION, INC.
209 QUAKER RIDGE ROAD
CASCO, MAINE 04015

JOB No.	M0072
DATE	4/25/12
DRAWN BY	MJN
SCALE	AS NOTED
SHEET No.	FP-1of1