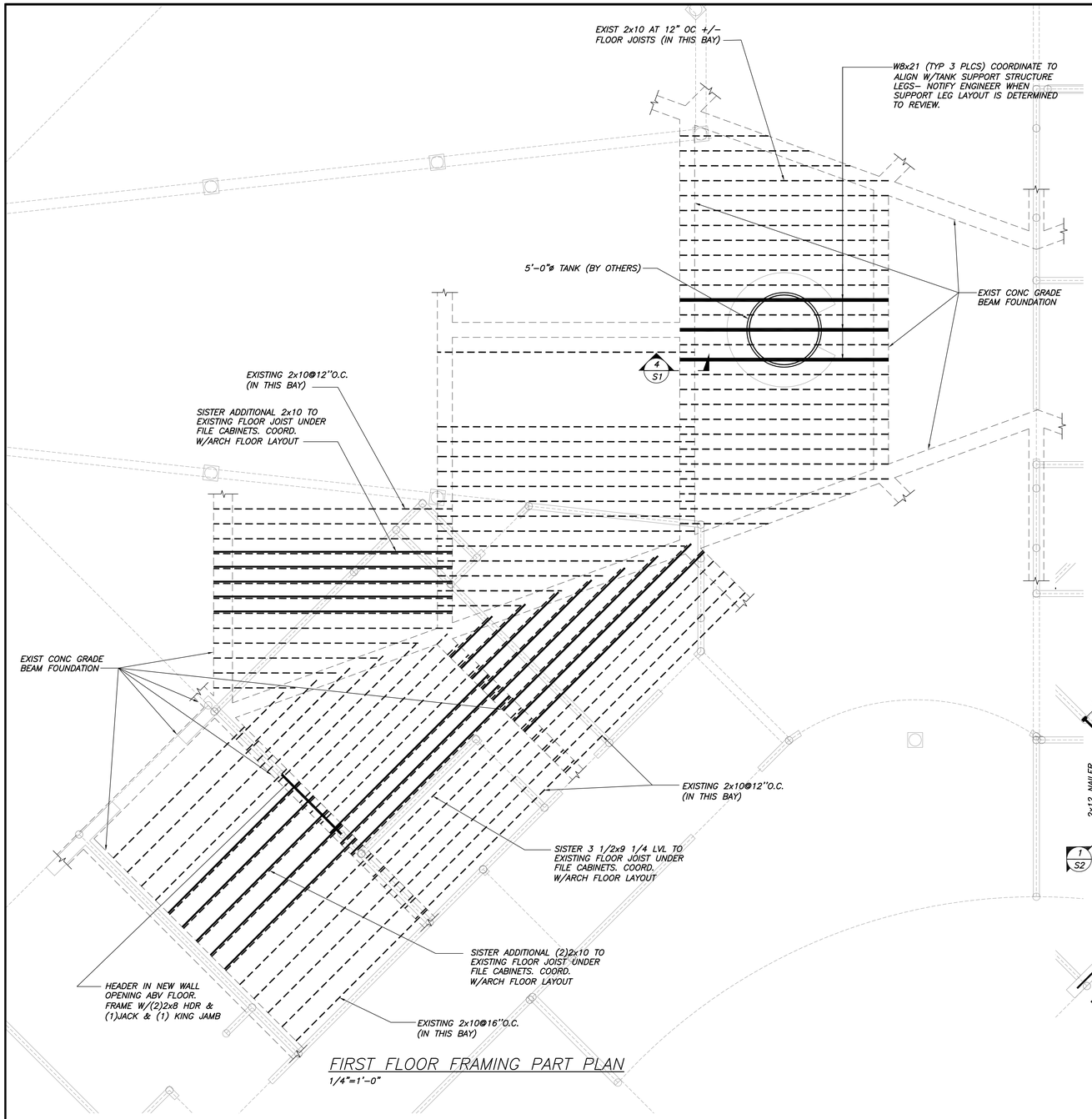

FIRST FLOOR FRAMING PART PLAN

1/4"=1'-0"

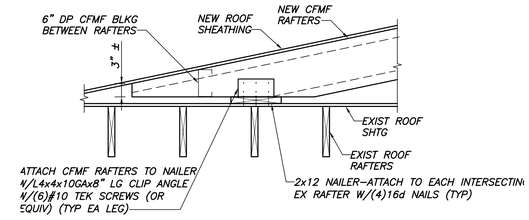

SECTION 1/S2

3/4"=1'-0"

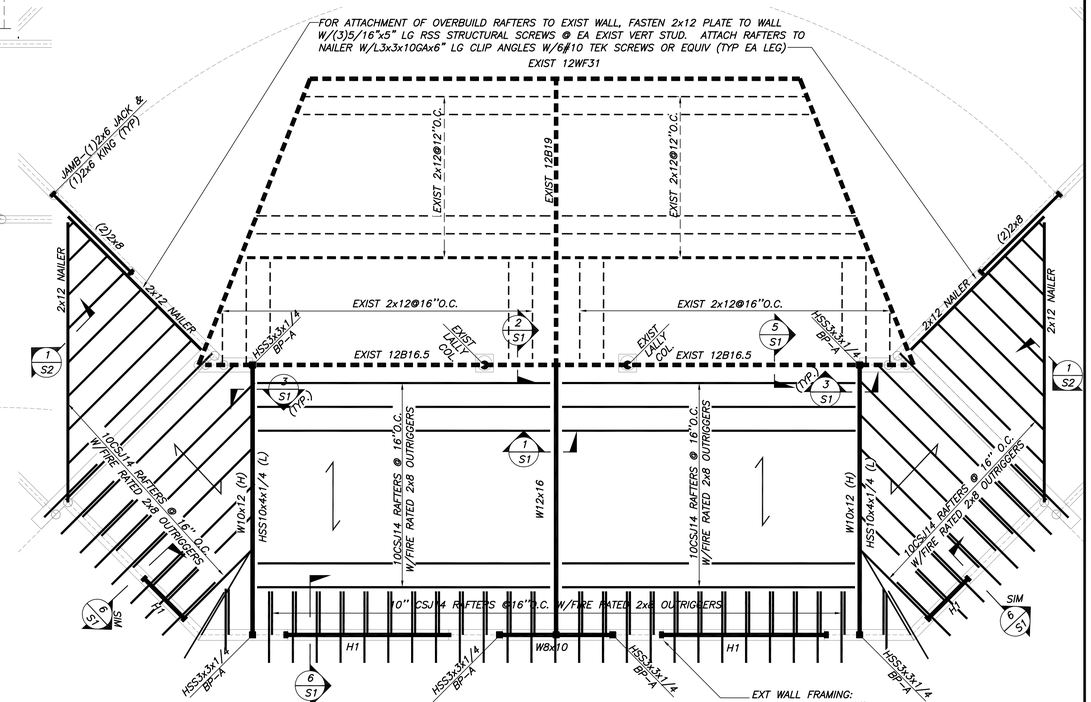

ROOF FRAMING PART PLAN

1/4"=1'-0"

NOTES:

1. VERIFY EXISTING STRUCTURAL MEMBERS IN FIELD. NOTIFY ENGINEER WITH ANY DIFFERENCES
2. CONSTRUCT CFMF BEARING TO UNDERSIDE OF ROOF SHEATHING (WALL TOP TRACK EL = T/RAFTER EL). FASTEN ROOF SHEATHING DIRECTLY TO WALL TOP TRACK W/(2)#10 TEKS SCREWS @ 12"O.C.
3. ⟷ INDICATES 5/8" FIRETREATED PLYWOOD.
4. HI DESIGNATES CFMF HEADER. SEE DETAIL ON DWG S1.

THIS DRAWING IS AN INSTRUMENT OF SERVICE AND SHALL REMAIN THE PROPERTY OF BECKER STRUCTURAL ENGINEERS INC. IT SHALL NOT BE REPRODUCED, COPIED, LENT OR DISPOSED OF DIRECTLY OR INDIRECTLY NOR USED FOR ANY PURPOSE OTHER THAN FOR WHICH IT IS SPECIFICALLY FURNISHED AND MUST BE RETURNED TO BECKER STRUCTURAL ENGINEERS INC. ON COMPLETION OF WORK, IF REQUESTED.

NOT FOR CONSTRUCTION
PERMIT & BID SET 7/18/2014

BECKER
STRUCTURAL ENGINEERS
75 York Street, Portland, Maine 04101
207.879.1838 ■ beckerstructural.com

Rev. No	Date	Issued For	Appvd
1	7/22/14	INFO AT OVERBUILD FRAMING	X

SEASIDE REHAB ROOM ADD'N
PORTLAND, ME

FRAMING PLANS

Designed PCH	Scale NOTED
Drawn PCH	Date 7/18/2014
Checked JF	Becker Job Number 3286

S2